



Maine Paint Stewardship Program

2025 Annual Report


Submitted To

Melanie Loyzim
Commissioner
Department of Environmental Protection
17 State House Station, Augusta, ME 04333

Submitted By

Jacob Saffert, Director of Eastern States
(612) 772-4902, jsaffert@paint.org

PaintCare Maine LLC
901 New York Ave NW, Washington, DC 20001
(855) 724-6809
May 1, 2026



Contents

Executive Summary	4
Maine Paint Stewardship Law	4
Program Highlights	4
Program Plan and Annual Report	5
Section 1. Paint Collection and Transportation	6
A. Drop-Off Sites and Services	6
B. Convenience Criteria	9
C. Paint Collection Procedures	14
D. Paint Transportation	14
Section 2. Paint Collection Volume and Processing Methods	15
A. Collection Volume and Recovery Rate	15
B. Paint Processing Methods and Volume	16
C. Latex Paint Processing Methods and Processors	16
D. Oil-Based Paint Processing Methods and Processors	17
E. Paint Collection Volume by Site Type or Service	17
F. Container Recycling	18
Section 3. Independent Audit and Financial Summary	20
A. Independent Financial Audit	20
B. Financial Summary and Discussion	20
B1. Revenue and Expense Categories	20
B2. Financial Summary	22
C. Reserves	23
D. Evaluation of the Program's Funding Mechanism	24
E. Three-Year Projections	24
Section 4. Communications	27
A. Outreach Activities	27

A1.	Introduction	27
A2.	Point of Sale Print Materials	28
A3.	Fact Sheets	29
A4.	Website	29
A5.	Translations	30
A6.	Signs for Drop-Off Sites	30
A7.	Press Coverage	31
A8.	Awards	31
A9.	Social Media	31
A10.	Joint Outreach	32
A11.	Face-to-Face	32
B.	Awareness Survey	33
Section 5. 2026 and Future		35
A.	Personnel	35
B.	Operations	35
C.	Special Projects	35
D.	Communications	35
E.	Evaluation of the Program	35
Maps		
	Year-Round Drop-Off Sites	10
	Supplemental Drop-Off Sites	11
	Year-Round and Supplemental Drop-Off Sites	12
	Large Volume Pickup Sites	13
Appendices		
A.	Drop-Off Sites and Services	
B.	Independent Financial Audit	
C.	Samples of Outreach Materials	
D.	Awareness Survey	
E.	PaintCare Drop-Off Site Guidelines	

Executive Summary

MAINE PAINT STEWARDSHIP LAW

PaintCare is the representative stewardship organization for the Maine Paint Stewardship Program codified in Maine Revised Statutes, Title 38, Chapter 24, Subchapter 3, Section 2144. The Maine program began in October 2015.

The broad goals of the program are for paint manufacturers to implement and manage the finances of a statewide paint stewardship program to reduce the generation of postconsumer paint, promote using up leftover paint, and facilitate the recycling and proper disposal of unwanted postconsumer paint. The program aims to increase opportunities to properly manage leftover paint, offer cost-saving opportunities to local governments, and manage the paint collected in an environmentally and economically sound manner. Throughout this report, PaintCare includes metrics to help compare program operations during the reporting year to prior years, and when needed, to identify steps that may be taken to improve program performance.

PROGRAM HIGHLIGHTS

Drop-Off Sites. The program had 129 year-round paint drop-off sites at the end of the year; 80 were paint retailers, representing 36% of likely paint retail participants. The remaining sites included one environmental services company and 48 transfer stations.

The program also managed paint from supplemental drop-off sites that included 43 HHW events, two seasonal household hazardous waste (HHW) facilities, and two sites that accepted paint for part of the year.

During the year, 96% of Maine residents lived within 15 miles of a drop-off site.

Services. The program provided 17 direct large volume pickups (LVP) from businesses and others that had accumulated more than 100 gallons of paint at their locations and serviced one location set up as a recurring large volume pickup (RLVP) site.

Paint Collection Volume. The program collected 126,183 gallons of postconsumer paint.

Paint Processing. Latex paint was 74% of the paint processed: less than one percent was reused, 85% was made into recycled-content paint, and 15% was landfilled. Oil-based paint was 26% of the paint processed: less than one percent was reused, nearly 100% was processed for energy recovery, and less than one percent was incinerated.

Program Plan/Fee Change. On August 1, 2024, PaintCare proposed an amendment to the Maine Paint Stewardship Program Plan requesting an increase to the program fee structure. The fee increase was approved by the Maine Department of Environmental Protection (DEP) on February 10, 2025, and took effect October 1, 2025.

Revenue and Expenses. The program was financed through a fee on new paint sales. From January through the end of September 2025, the following fee structure was applied: 35 cents on small containers; 75 cents on medium containers; and \$1.60 on large containers. From October 1 through the end of 2025, the following fee structure was applied: 50 cents on small containers; \$1.10 on medium containers; and \$2.00 on large containers. Approximately two million gallons of architectural paints were sold in the state, and the program collected \$1,397,196 in revenue from these sales.

Expenses, including paint transportation and processing, communications, staffing, and administration, were \$1,429,420. The program ended the year with net assets of \$203,368. The total program cost per gallon of paint collected was \$11.33.

Paint Recovery Rate. The recovery rate—the volume of postconsumer paint collected divided by the volume of new paint sales in the same period—was 6.3%.

Awards. In June, PaintCare received the Corporate Stewardship Excellence Award given by the Product Stewardship Institute. In October, PaintCare received the Platinum Award for Integrated Marketing given by the MarCom international creative competition for the 3 Simple Rules for Painting Smarter promotional campaign.

Communications. Public outreach activities included the distribution of point-of-sale print materials, fact sheets, and signage, as well as messaging delivered via social media.

PaintCare informed paint manufacturers, retailers, and consumers about the fee increase effective October 1, 2025, including mailed information packets, email notifications, telephone calls, face-to-face outreach, and posting on PaintCare's websites.

PROGRAM PLAN AND ANNUAL REPORT

The state's paint stewardship law required the approval of a program plan prior to the start of the program. Program plans and annual reports are available on PaintCare's website.

Section 1. Paint Collection and Transportation

Annual Report Statutory Citation

Section 2144(5)(E) requires that PaintCare submit an annual report that includes, in relevant part:

(1) A description of the methods used to collect, transport, reduce, reuse and process post-consumer paint in the State;

A. DROP-OFF SITES AND SERVICES

The overall goal of the program is to increase recycling opportunities for households, businesses, and others with leftover paint. All suitable locations were invited to participate as paint drop-off sites, provided they meet the program’s operational requirements. PaintCare partners with paint retailers, hardware stores, lumber centers, material reuse stores, household hazardous waste programs, solid waste facilities (e.g., transfer stations, recycling centers, landfills), and other site types to serve as paint drop-off sites.

The program’s drop-off sites and services are summarized in the following tables. PaintCare considers a site (including events) as year-round if it was open at least one day per month in the reporting year or if it is a new site and the site plans to be open at least one day per month going forward.

Sites that are open less frequently are considered supplemental sites. Sites that stopped participating in the program during the year are listed as “partial year.” All sites are listed in the appendix.

YEAR-ROUND DROP-OFF SITES

Site Type	2023	2024	2025
Environmental Services Company	1	1	1
Paint Retailer	82	82	80
Transfer Station	46	46	48
Total Sites	129	129	129

SUPPLEMENTAL DROP-OFF SITES

Site Type	2023	2024	2025
Household Hazardous Waste Event Site/Number of Events	35/39	40/41	43/45
Household Hazardous Waste Facility (Seasonal)	2	2	2
Other Site (Partial Year)	1	1	0
Paint Retailer (Partial Year)	0	0	2
Recycling Center (Partial Year)	1	0	0
Reuse Store (Partial Year)	1	1	0
Total Sites	40	44	47

SERVICES

Site/Service Type	2023	2024	2025
Direct Large Volume Pickup Site/Number of Pickups	21/21	20/20	16/17
RLVP site	1	1	1

The program’s drop-off sites and services are described below.

Household Hazardous Waste Programs. PaintCare partners with household hazardous waste programs—either directly or indirectly—to cover the costs of their paint collection bins, transportation, processing and in some cases additional on-site paint management activities. HHW programs are typically good program partners because they have an existing customer base and provide an “all-in-one” HHW drop-off opportunity.

Paint Retailers. At the end of the year, PaintCare identified 311 paint retailers—including paint, hardware, and home improvement stores—with 223 considered potential paint retail drop-off sites. This number may change from year to year as stores open and close. PaintCare does not consider a store to be a potential drop-off site if it belongs to a corporate chain and the corporate headquarters has indicated that—as a group—they are not interested in serving as drop-off sites at this time. These are primarily big box stores, but they have included some non-big box stores in the past.

Of the 223 potential retail drop-off sites, 80 (36%) were participating as drop-off sites at the end of the year. Retail participation as a drop-off site is voluntary, and sites are not compensated.

Two paint retailers that participated as drop-off sites, one in Northeast Harbor and the other in Presque Isle, closed in 2025, and one paint retailer located in Kennebunk joined as a new drop-off site.

Reuse Stores. A special group of retailers are material reuse stores. Even though only some of these stores sell paint, they are considered to be potential drop-off sites. Those who are drop-off sites may operate paint reuse programs by donating or selling good quality leftover paint back to the local community to use, rather than sending it downstream through PaintCare for processing.

Of the six potential reuse store drop-off sites, none were participating as year-round drop-off sites at the end of the year.

Maine Building Materials Exchange in Lisbon participated as a drop-off site until it closed in 2023. Paint was picked up from this location in 2024, but it did not operate as a drop-off site nor provide reuse paint to customers.

Solid Waste Facilities. PaintCare partners with solid waste facilities, including transfer stations, recycling centers, and landfills to be paint drop-off sites for their customers.

In October 2024, Pleasant River Solid Waste requested reimbursement for reuse that occurred in 2022, 2023, and 2024. The 2024 paint processing numbers reflect the cumulative volume of paint given away over the three years.

In 2025, the Eustis and Mount Vernon Transfer Stations joined the PaintCare program as drop-off sites.

Environmental Services Company. There is one Environmental Services Company that is a drop-off site: Environmental Projects Inc. in Auburn. The site accepts 50 gallons of paint or more by appointment.

Other Site. A painting contractor with a small paint retail store was a drop-off site for part of 2023 and 2024 but has closed.

Large Volume Pickup Service. PaintCare's LVP provided a convenient option for painting contractors and other eligible program participants who accumulated large volumes of paint. The minimum amount to receive a direct pickup was 100 gallons. Typically, users of the service have accumulated paint over many years due to the institutional, logistical, and financial barriers to disposal. PaintCare aimed to remove these barriers by providing a free and convenient service. Common users of this service include contractors, builders, property managers, academic institutions, and homeowners, and are further described in the appendix.

Recurring Large Volume Pickup Service. Some LVP sites receive pickups on an on-going basis. These RLVP sites sign a contract with PaintCare to allow them to keep PaintCare collection bins on site and fill them as they accumulate leftover paint. In addition, staff at these locations are trained by PaintCare on how to segregate products and store them until picked up by a transporter.

B. CONVENIENCE CRITERIA

PaintCare analyzed the convenience level offered by drop-off sites using ArcGIS, a mapping and analytics software, and U.S. Census Bureau 2020 population data. Urban Areas are densely populated areas with 5,000 or more residents. PaintCare uses Urban Area data for density analysis.

Some sites (e.g., HHW facilities) have geographic limitations; they are only available to residents of their own city, county, or jurisdiction (i.e., residents of other jurisdictions are not allowed to use the site to drop off HHW/paint even if they live close by). For these sites, PaintCare tracks their service area restrictions and only counts the population for those residents who are (1) within a 15-mile radius, and (2) within the site's service area.

PaintCare established goals to provide paint drop-off sites according to the criteria that follow.

Distribution Criterion. Provide 90% of the state's residents access to a permanent (e.g., year-round) drop-off site within 15 miles.

The program's 129 year-round drop-off sites provided 95.3% of the state's residents access to a drop-off site within 15 miles. When supplemental sites were included, coverage increased to 96%.

Density Criterion. Provide one additional drop-off site for every 30,000 residents of an Urban Area.

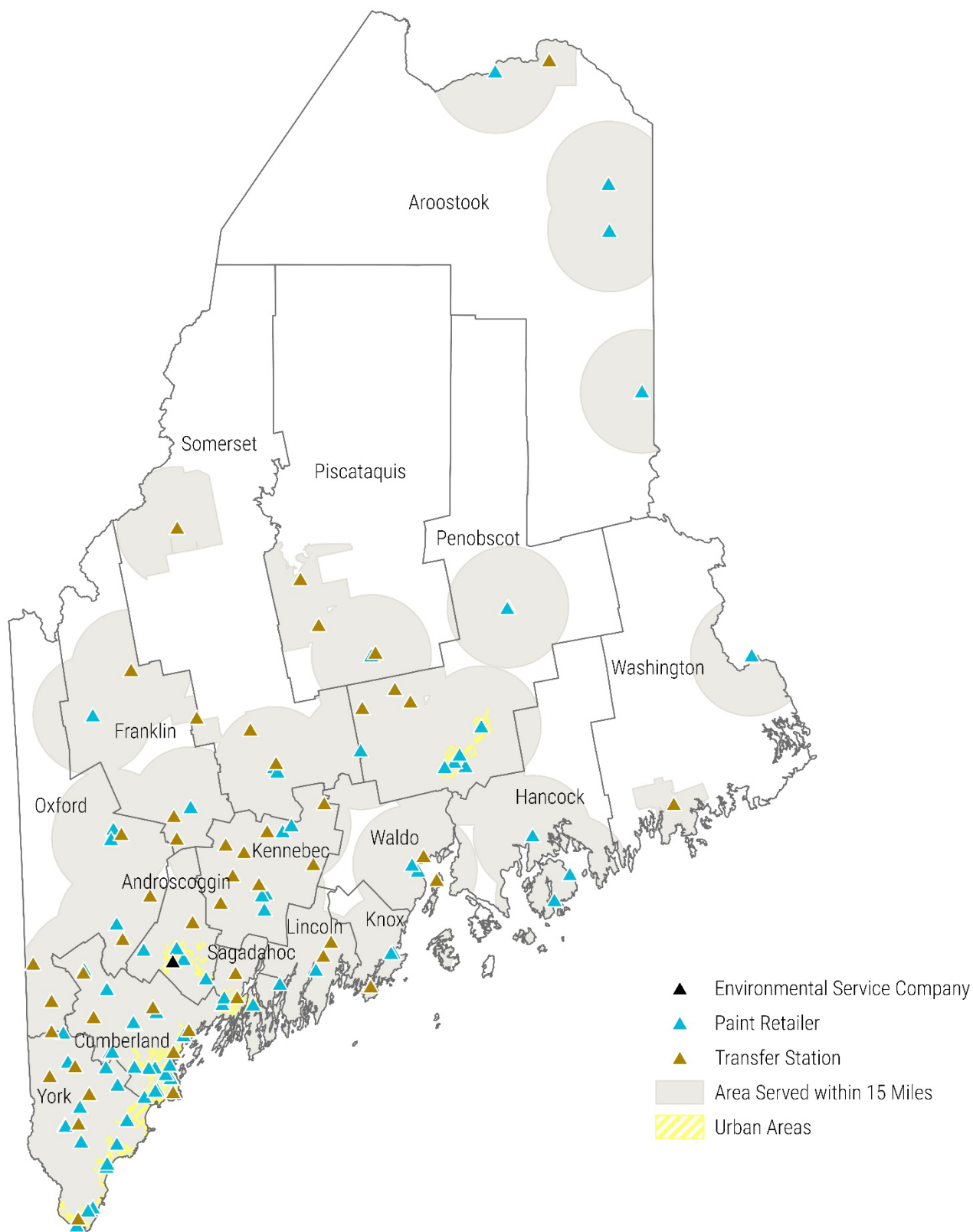
The following table shows the population centers in the state, the target number of sites the program should provide, and the level of service the program had at year-end.

TARGET NUMBER OF PAINT DROP-OFF SITES IN URBAN AREAS

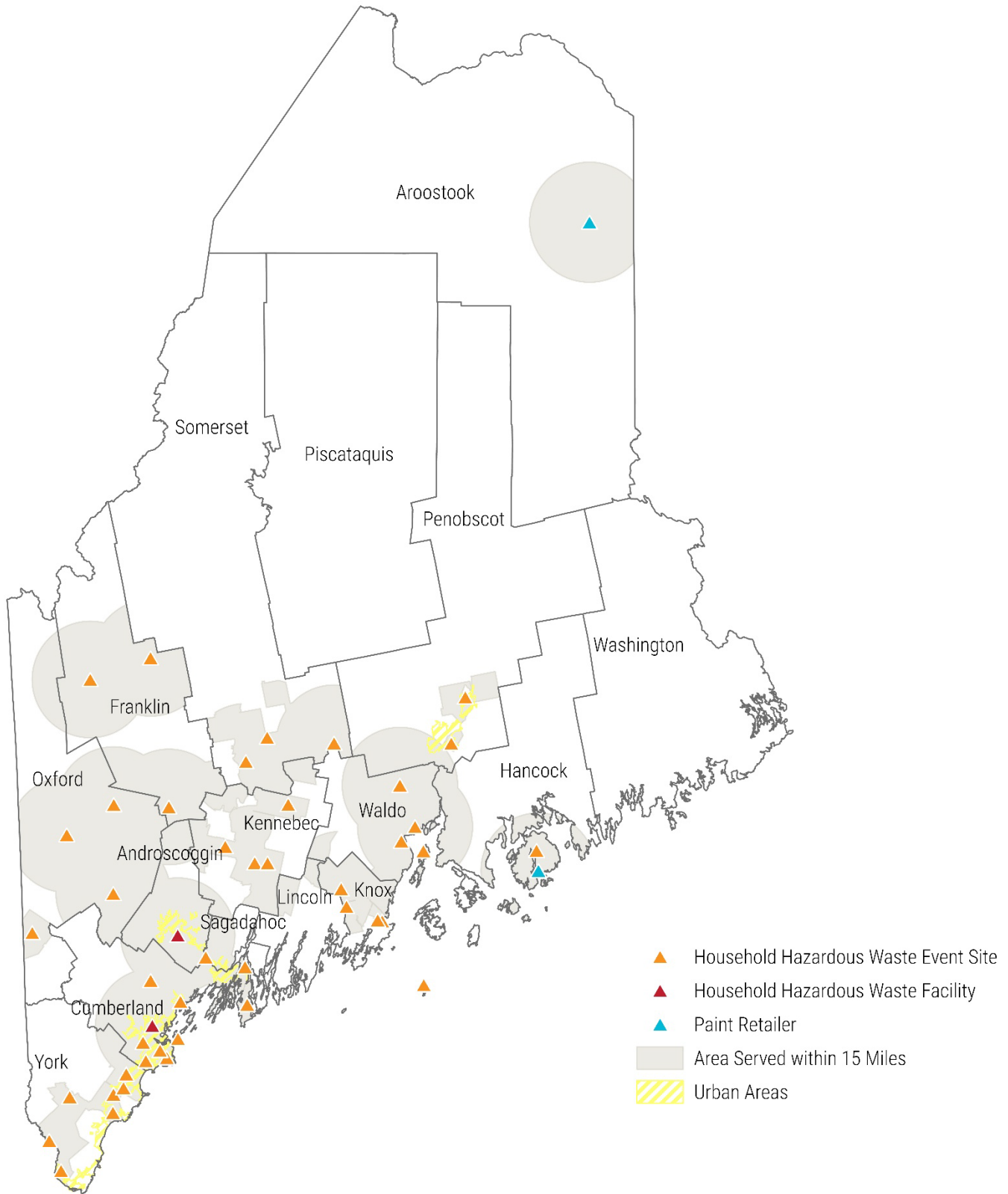
Census Bureau Urban Area	Population in Maine	Target Number of Sites	Number of Year-Round Sites	Number of Year-Round and Supplemental Sites
Portland	205,356	6	17	24
Bangor	61,539	2	5	7
Lewiston	60,743	2	4	4
Portsmouth, NH–ME	35,592	1	7	9
Brunswick	31,161	1	3	3

Maps. The following maps show the locations of the sites and services available during the year: (1) year-round sites; (2) supplemental sites; (3) year-round and supplemental sites; and (4) LVP sites, which were not included when conducting convenience analysis.

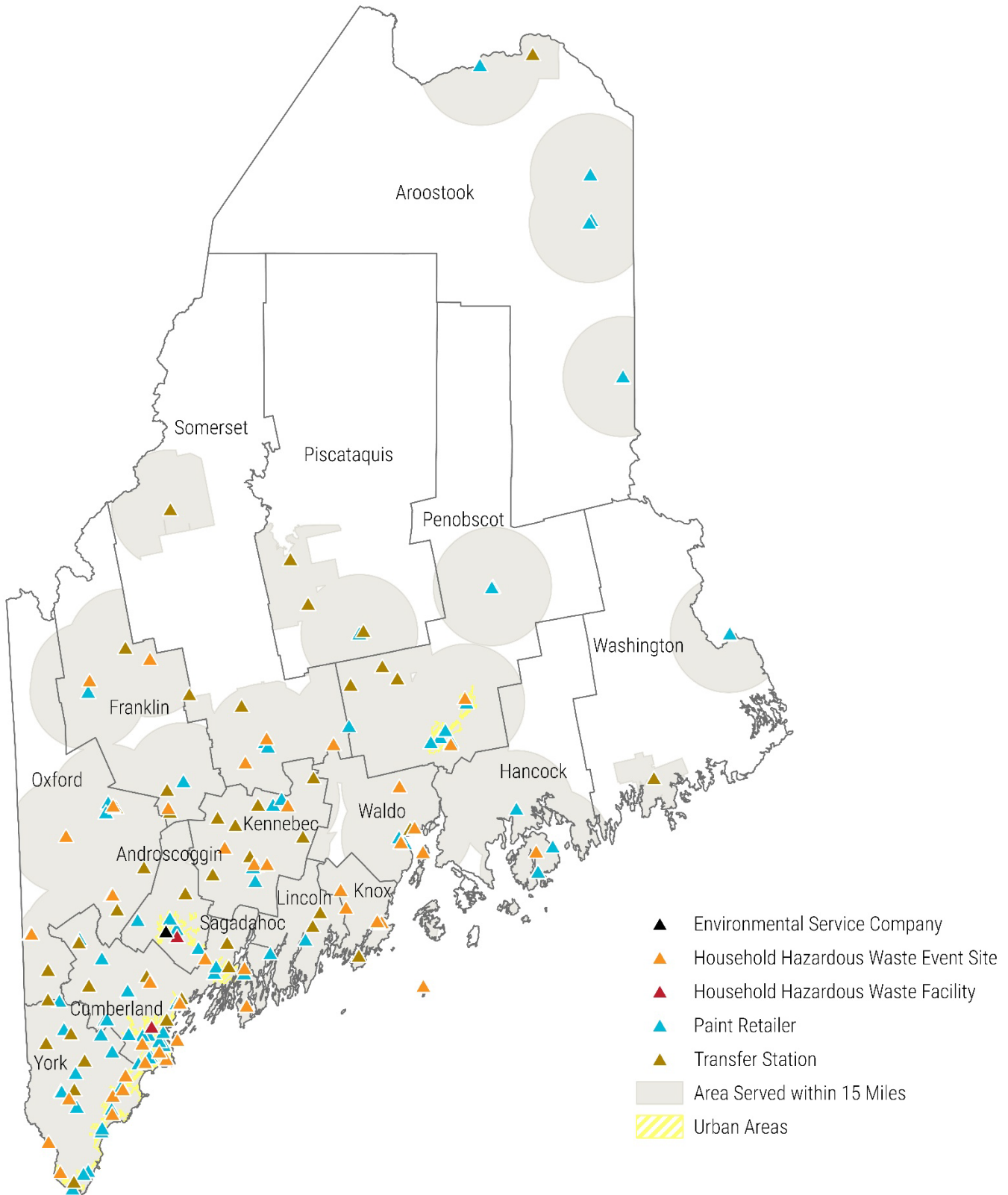
YEAR-ROUND SITES



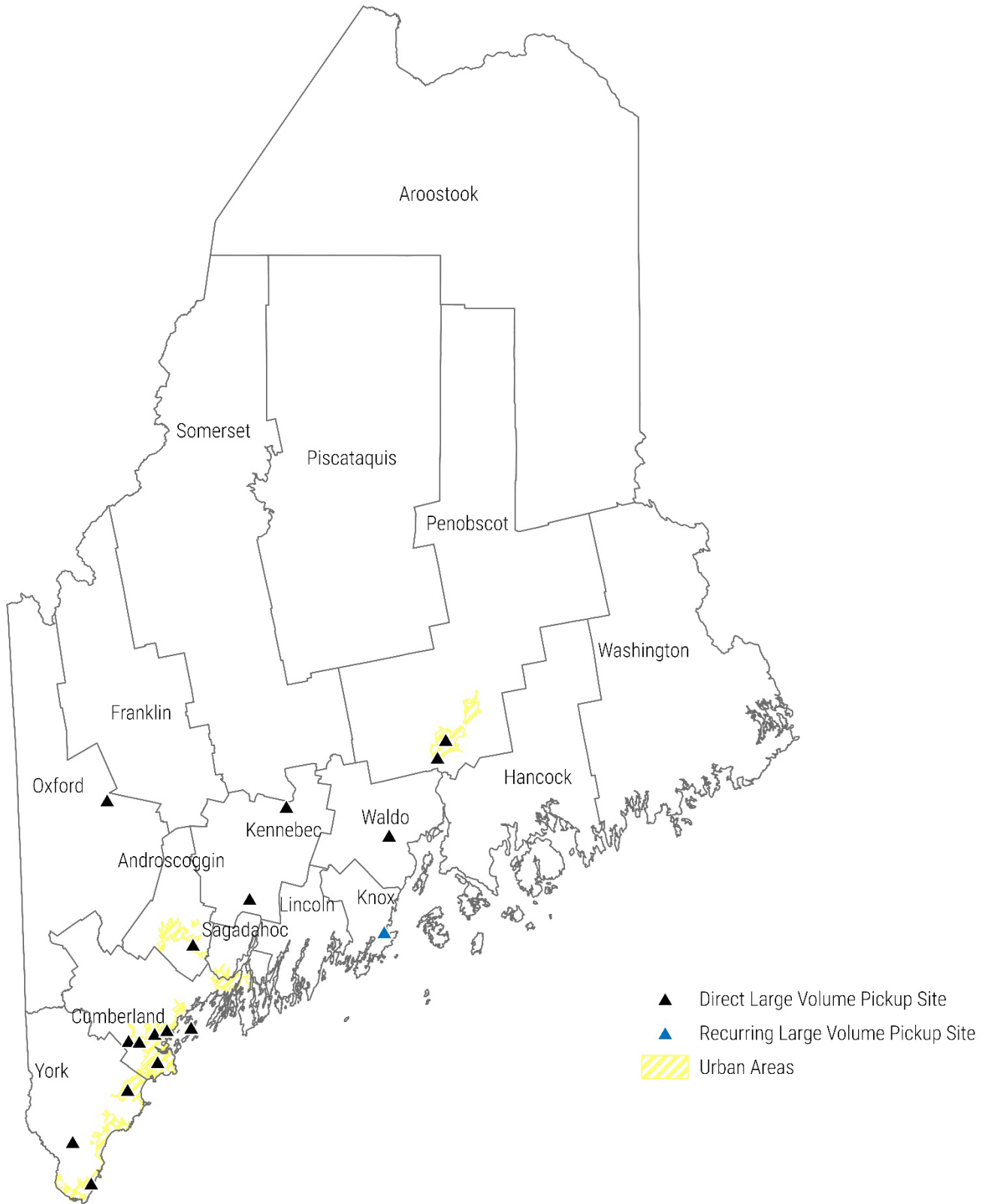
SUPPLEMENTAL SITES



YEAR-ROUND AND SUPPLEMENTAL SITES



LARGE VOLUME PICKUP SITES



C. PAINT COLLECTION PROCEDURES

The program has agreements with owners or operators of all drop-off sites, and other partners, that set forth collection procedures. PaintCare agreements require that sites meet all requirements of local, state, and federal law, regulations, and policies.

All new sites (other than LVPs) received a program procedures manual and all sites (other than HHWs and LVPs) also received an on-site, in-person training that covered topics in the manual including identification and screening of program products, paint storage, spill response, arranging to have paint picked up, and record keeping. A copy of the current site guidelines from the procedures manual for drop-off sites is included in the appendix.

Site personnel are required to visually inspect, but not open, containers of paint to confirm that they are acceptable program products and then place them in spill proof collection bins provided by the program. Unlabeled and leaking containers are not accepted at retail or other non-HHW sites; however, trained staff at HHW facilities and events can accept and prepare them for management under their program to the extent permissible under applicable law.

PaintCare staff visit most drop-off sites on a regular basis to check on their operations and to provide additional training and consumer outreach materials as needed.

D. PAINT TRANSPORTATION

PaintCare contracted with the following companies for transportation services. Individual sites are assigned to transporters based on costs and logistics.

TRANSPORTERS

Name	Site Types Served
Clean Harbors	Environmental Service Company, HHW Facility/Event, LVP/RLVP, Paint Retailer, Solid Waste Facility
Environmental Projects Inc.	Environmental Service Company, HHW Facility/Event

Section 2. Paint Collection Volume and Processing Methods

Annual Report Statutory Citation

Section 2144(5)(E) requires that PaintCare submit an annual report that includes, in relevant part:

- (1) A description of the methods used to collect, transport, reduce, reuse and process post-consumer paint in the State;*
- (2) The volume of post-consumer paint collected in the State;*
- (3) The volume and type of post-consumer paint collected in the State by method of disposition, including reuse, recycling and other methods of processing;*
- (6) The total volume of post-consumer paint collected by the paint stewardship program and a breakdown of the volume collected at each collection site;*
- (7) Based on the paint stewardship assessment collected by the paint stewardship program, the total volume of architectural paint sold in the State during the preceding year;*
- (8) A list of all processors, including recyclers and disposers, used to manage post-consumer paint collected by the paint stewardship program in the preceding year up to the paint's final disposition, the volume each processor accepted and the disposition method used by each processor;*

A. COLLECTION VOLUME AND RECOVERY RATE

The table below provides the gallons of paint collected, gallons of new paint sales, and the resulting recovery rate. The recovery rate is a ratio of the volume (number of gallons) of paint collected compared to the volume of paint sold in the program during the same time period.

GALLONS COLLECTED, SOLD, AND RECOVERY RATE

Description	2023	2024	2025
Paint Collected (gallons)	131,281	130,555	126,183
New Paint Sold (gallons)	2,082,376	2,076,874	2,017,198
Recovery Rate	6.3%	6.3%	6.3%

PaintCare typically receives reports of gross pounds of paint collected, along with the number of bins or other collection containers from its transporters or drop-off site partners. Gallons of paint collected are calculated by removing the estimated weight of collection bins and paint cans and converting the remaining weight to volume, typically using 10 pounds per gallon for the conversion.

An estimate of gallons collected at each site during the year is included in the appendix.

B. PAINT PROCESSING METHODS AND VOLUME

The following tables provide the volumes and paint processing methods for latex and oil-based paint during the year. Descriptions of the processing methods follow the tables. Processed volume differs from collected volume because not all paint is processed in the same year that it is collected; the volumes reported as processed in one year may include some paint that was collected at the end of the previous year. Due to rounding, percentages may not add up to 100%.

LATEX PAINT PROCESSING METHODS

Method	2023 Gallons	2023 Percent	2024 Gallons	2024 Percent	2025 Gallons	2025 Percent
Reuse	0	0	296	<1	94	<1
Paint-to-Paint Recycling	82,322	82	73,315	82	77,928	85
Disposal	17,737	18	15,909	18	14,043	15
Total	100,059	100	89,520	100	92,065	100

OIL-BASED PAINT PROCESSING METHODS

Method	2023 Gallons	2023 Percent	2024 Gallons	2024 Percent	2025 Gallons	2025 Percent
Reuse	0	0	29	<1	69	<1
Energy Recovery	39,872	100	32,715	100	32,155	99
Incineration	0	0	0	0	155	<1
Total	39,872	100	32,744	100	32,379	100

C. LATEX PAINT PROCESSING METHODS AND PROCESSORS

The following methods were used to process latex paint:

Reuse. Latex paint was sold or given away in its original labeled containers without any alteration of the container contents.

Paint-to-Paint Recycling. Latex paint was sorted, blended, and sometimes re-tinted into recycled-content latex paint for local use or domestic or international sale.

Disposal. Dry or solidified latex paint was landfilled.

LATEX PAINT PROCESSORS

Processor	Location	Process	Gallons
GDB International	Nashville, IL	Paint-to-Paint Recycling	77,928
Perry Ridge Landfill	Du Quoin, IL	Disposal	14,043
Pleasant River Solid Waste	Columbia Falls, ME	Reuse	94

D. OIL-BASED PAINT PROCESSING METHODS AND PROCESSORS

The following methods were used to process oil-based paint:

Reuse. Oil-based paint was sold or given away in its original labeled containers without any alteration of the container contents.

Energy Recovery. Oil-based paint was processed for energy recovery at a waste-to-energy facility and/or cement kiln.

Incineration. Oil-based paint was incinerated.

OIL-BASED PAINT PROCESSORS

Processor	Location	Process	Gallons
Buzzi Unicem	Cape Girardeau, MO	Energy Recovery	5,918
Buzzi Unicem	Greencastle, IN	Energy Recovery	23,916
Clean Harbors	Kimball, NE	Incineration	155
Green America	Hannibal, MO	Energy Recovery	2,090
Heidelberg Materials	Logansport, IN	Energy Recovery	68
Heidelberg Materials	Harleyville, SC	Energy Recovery	163
Pleasant River Solid Waste	Columbia Falls, ME	Reuse	69

E. PAINT COLLECTION VOLUME BY SITE TYPE OR SERVICE

The following table shows the volume of paint collected by site type or service. Due to rounding, the sum of gallons collected by site type may differ from the total gallons collected, and the percentages may not add up to 100%.

COLLECTION VOLUME BY SITE TYPE OR SERVICE

Site Type/Service	2023 Gallons	2023 Percent	2024 Gallons	2024 Percent	2025 Gallons	2025 Percent
Environmental Services Company	3,616	3	2,287	2	8,444	7
HHW Facility/Event	17,760	14	16,974	13	16,003	13
LVP/RLVP	3,493	3	3,082	2	3,689	3
Paint Retailer	71,497	54	72,913	56	67,181	53
Recycling Center	369	<1	0	0	0	0
Reuse Store	0	0	225	<1	0	0
Transfer Station	34,545	26	35,074	27	30,866	25
Total	131,280	100	130,555	100	126,183	100

F. CONTAINER RECYCLING

In 2025, the program recycled 103 tons of paint containers, 42 tons of metal, and 61 tons of plastic. This represents 90% of the 114 tons of containers collected through the PaintCare program. Four tons of containers were landfilled.

It is important to note that processed volume differs from collected volume because not all containers are processed in the same year they are collected. The total volume processed in any year may include some containers that were collected in the previous year. Therefore, a recycling rate based on processing data, reported pounds of recycled containers versus the total calculated pounds of processed paint containers, will never exceed 100%. In comparison, a recycling rate based on reported pounds of recycled paint containers versus total calculated pounds of paint containers collected may exceed 100%, since processed pounds may exceed collected pounds in any year.

The following table shows the tons of paint containers collected and recycled, the container recycling rate, and the processing facilities.

CONTAINERS COLLECTED, RECYCLED AND RECYCLING RATE

	2023	2024	2025
Containers Collected (tons)	119	119	114
Containers Recycled (tons)	126	110	103
Recycling Rate	106%	92%	90%

CONTAINER RECYCLING PROCESSORS

Processor	Location	Process
CRC Southern Recycling	Carbondale, IL	Metal/Plastic Recycling
GDB International	Elizabethton, TN	Plastic Recycling
KW Plastics	Troy, AL	Plastic Recycling
Midwest Metals Corporation	Shelbyville, KY	Metal Recycling
Perry Ridge Landfill	Du Quoin, IL	Disposal
Quincy Recycling	Quincy, IL	Metal/Plastic Recycling

Section 3. Independent Audit and Financial Summary

Annual Report Statutory Citation

Section 2144(5)(E) requires that PaintCare submit an annual report that includes, in relevant part:

(4) The total cost of implementing the paint stewardship program, as determined by an independent financial audit funded from the paint stewardship assessment. The report of total cost must include a breakdown of administrative, collection, transportation, disposition and communication costs;

A. INDEPENDENT FINANCIAL AUDIT

An independent financial audit of the PaintCare program was conducted by Rogers & Company PLLC. This independent CPA firm conducted the audit in accordance with auditing standards generally accepted in the United States. Those standards require that the firm plan and perform the audit to obtain reasonable assurance about whether the financial statements are free of material misstatements. The audit process includes examining, on a test basis, evidence supporting the amounts and disclosures in the financial statements. The audit also includes assessing the accounting principles used and significant estimates made by management, as well as evaluating the overall financial statement presentation.

In Rogers & Company's opinion, the financial statements of PaintCare present fairly, in all material respects, the financial position as of December 31, 2025, and the changes in its net assets and its cash flows for the year ended in conformity with accounting principles generally accepted in the United States. The independent financial audit of the PaintCare program is available in the appendix.

B. FINANCIAL SUMMARY AND DISCUSSION

B1. Revenue and Expense Categories

Revenue. Revenue is derived from fees on new paint sales.

Expense Categories. With the exception of the General and Administrative Allocation, the following expense categories were state-specific costs related to the implementation of the Maine program:

Paint Processing. Processing costs were based on the weight, volume of paint, or number of paint collection bins or drums from drop-off sites and services. Processing costs included the cost of sorting bins of comingled latex and oil-based paint from drop-off sites as well as the ultimate recycling or other processing methods.

Paint Transportation. Transportation costs were based on one or more of the following: the number of bins and drums picked up, number of stops, or mileage.

Paint Collection Supplies and Support. Collection supplies and support expenses included paint collection bins, spill kits, training materials, signs, and other related costs for drop-off sites, and LVPs.

Communications. Communications expenses included printing and distribution of brochures and other outreach materials, conferences and memberships, and the awareness survey.

Personnel, Professional Services and Other. Personnel, professional services and other included the direct costs of program staff, travel, legal fees, office supplies, and other logistical and professional support.

State Agency Administrative Fees. These fees, required by the paint stewardship law, were paid to the state for oversight of the program.

General and Administrative. General and administrative costs included administrative and corporate staff, back-office support (e.g., information technology, human resources, legal, accounting, and government affairs), insurance, data management systems, annual financial audit, software licenses, professional services for corporate or organization-wide matters, occupancy, general communications, and other supplies and services that support all PaintCare programs. These costs were shared across all PaintCare programs and allocated relative to population. Maine's share of the general and administrative allocation was 1.2%.

Interest Income. Interest Income is the interest earned on the daily balance of Maine's checking account.

B2. Financial Summary

The following table shows program revenue and expenses.

REVENUE AND EXPENSES						
Revenue	2023	Percent of Total	2024	Percent of Total	2025	Percent of Total
Small Containers	\$169,072	13	\$165,121	12	\$177,834	13
Medium Containers	942,903	71	939,745	71	994,399	71
Large Containers	224,077	17	224,394	17	224,963	16
Total Revenue	1,336,052	100	1,329,260	100	1,397,196	100
Expenses						
Paint Processing	759,465	51	802,699	52	750,408	53
Paint Transportation	196,142	13	209,982	14	206,416	14
Paint Collection Supplies and Support	159,694	11	194,754	13	183,952	13
Communications	61,784	4	5,225	0	34,537	2
Personnel, Professional Fees, Other	134,490	9	143,644	9	127,943	9
State Agency Administrative Fees	82,000	5	61,234	4	0	0
General and Administrative	109,597	7	130,997	8	126,164	9
Total Expenses	1,503,171	100	1,548,533	100	1,429,420	100
Interest Income	0		0		5,455	
Change in Net Assets	(167,119)		(219,273)		(26,769)	
Net Assets, Beginning of Year	616,529		449,410		230,137	
Net Assets, End of Year	\$449,410		\$230,137		\$203,368	
Reserve Level	30%		15%		14%	
Cost Per Gallon of Paint Collected	\$11.45		\$11.86		\$11.33	

Note: Values in this table are obtained from a financial worksheet that includes additional subcategories and cents. Due to rounding, Total Revenue and/or Total Expenses may differ by a few dollars in some years. Also due to rounding, percentages may not add up to 100%.

Notable changes between the last two program years include:

- The updated fee schedule, implemented on October 1, 2025, contributed to an increase in program revenue compared to 2024, despite an overall decrease in paint sold in Maine in 2025. This shift equated to the first revenue growth period in six years, though net assets and reserve levels still decreased modestly for the fourth consecutive year.
- After a vendor price increase and the purchase of reusable bins in 2024, paint management costs -- comprised of Paint Collection and Supplies, Paint Transportation, and Paint Processing (CTP) -- decreased in 2025, in part due to less paint collected.
- Communications funding increased slightly in 2025 from its allocation in 2024, during which it was limited to providing drop-off sites with point-of-sale consumer educational materials. In 2025, these funds largely supported education for manufacturers, retailers, and consumers regarding the new fee schedule.
- The Personnel, Professional Fees and Other category decreased in 2025 due to staffing changes and subsequent reduction in travel and meeting costs.
- State agency administrative fees for 2025 will be invoiced and reflected in 2026.
- Maine's share of General and Administrative costs decreased slightly because the Illinois and Maryland programs began sharing a percentage of these costs during 2025, thereby reducing the portion allocated to Maine.
- Maine's operating cash was transferred to a new interest-earning checking account. The earned interest reduced the overall net loss to the program's reserves.

C. RESERVES

Reserves represent the net assets (investments and/or checking account balance) of the program. Reserves provide the program with a balance that is sufficient to pay its bills in times of either higher than expected paint collection (higher expenses), lower than expected paint sales (lower revenue), or a combination of the two.

D. EVALUATION OF THE PROGRAM'S FUNDING MECHANISM

PaintCare fees placed on the sale of new paints are based on container sizes as follows:

PAINTCARE FEE SCHEDULE

Size	Container Size	Fee prior to Oct. 1	Fee after Oct. 1
Very Small	Half pint or smaller	\$0.00	\$0.00
Small	Larger than half pint up to smaller than 1 gallon	\$0.35	\$0.50
Medium	1–2 gallons	\$0.75	\$1.10
Large	Larger than 2 gallons up to 5 gallons	\$1.60	\$2.00

Manufacturers and/or their designated representatives reported sales and remitted fees to PaintCare directly.

Based on the program's financial performance, PaintCare proposed an adjustment to the fee structure approved by the Maine Department of Environmental Protection (DEP) in February 2025. The new fee structure took effect on October 1, 2025. The new fee structure is expected to provide revenue to cover program costs, including public outreach, and accumulate reserves to align with PaintCare's reserve target of 100% of annual expenses over several years.

E. THREE-YEAR PROJECTIONS

Three-year projections are an important exercise that can help provide the program with financial guidance. Projections are used for planning purposes only and should not be construed as representing actual program revenue, expenses, or budgets.

Revenue. Though paint sales are expected to remain relatively flat over the next three years, a significant increase in program revenue of approximately 33% is expected in 2026 due to a full year of the new fee structure.

Changes to paint sales volumes would alter actual revenue available when compared to the forecast provided.

Expenses. Paint management-related costs account for over 75% of the program's expenses. CTP expenses are expected to increase annually over the forecast period. The volume of paint collected and vendor pricing drive CTP costs.

Communication spending is projected to grow as revenue increases, with a target budget of \$50,000.

The Personnel, Professional Fees and Other category is expected to increase in 2026 and subsequent years primarily due to staffing changes and a subsequent increase in travel and meeting costs.

An estimate of the State Oversight Fees for 2025 and 2026 is reflected for 2026.

Changes to expenses, especially in paint collection volume and pricing, would alter actual expenses when compared to the forecast provided.

Net Assets/Reserves. Due to lower-than-anticipated paint sales in 2025, net assets declined, with expenses outpacing revenue. With the approved fee change implemented in October 2025, a positive change in net assets is predicted for 2026, 2027, and 2028, leading to an initial eight-percent increase, followed by gradual growth to program reserves.

THREE-YEAR PROJECTIONS

	Actual	Projections		
Revenue	2025	2026	2027	2028
Small Containers	\$177,834	\$236,696	\$240,704	\$237,532
Medium Containers	994,399	1,347,943	1,331,514	1,336,892
Large Containers	224,963	272,340	270,808	268,504
Total Revenue	1,397,196	1,856,979	1,843,026	1,842,927
Expenses				
Paint Processing	750,408	778,354	817,272	833,617
Paint Transportation	206,416	207,054	217,407	221,755
Paint Collection Supplies and Support	183,952	168,140	176,547	180,078
Communications	34,537	50,000	50,000	50,000
Personnel, Professional Fees, Other	127,943	274,408	286,368	298,908
State Agency Administrative Fees	0	164,000	82,000	82,000
General and Administrative	126,164	129,936	136,433	143,254
Total Expenses	1,429,420	1,771,893	1,766,026	1,809,613
Interest Income	5,455	6,000	6,000	6,000
Change in Net Assets	(26,769)	91,087	83,000	39,314
Net Assets, Beginning of Year	230,137	203,368	294,455	377,455
Net Assets, End of Year	\$203,368	\$294,455	\$377,455	\$416,769
Reserve Level	14%	17%	21%	23%

Section 4. Communications

Annual Report Statutory Citation

Section 2144(5)(E) requires that PaintCare submit an annual report that includes, in relevant part:

(5) A summary of outreach and educational activities undertaken and samples of educational materials provided to consumers of architectural paint;

A. OUTREACH ACTIVITIES

A1. Introduction

PaintCare's outreach strategy includes a variety of activities targeted to retailers, painting contractors, municipal agencies, and the public through direct contact and advertising. Outreach efforts focused on encouraging the public to recycle their unwanted paint and also included messages related to reducing paint waste by planning ahead for a paint purchase and using up leftover paint.

Outreach was conducted by distributing brochures and other printed materials to retailers and others and by using print advertising, radio, and social media. The main call-to-action of outreach materials and messaging directs readers to PaintCare's website for more information on finding a drop-off site, reusing paint, reducing waste, and finding more information about the program.

Beginning in 2024, communications activities in Maine were scaled back due to the financial position of the program. Outreach efforts during the year were limited to distributing point-of-sale print materials and face-to-face outreach. PaintCare's additional outreach activities included maintaining website and social media activities.

Throughout the year, PaintCare implemented a communications campaign to inform paint manufacturers, retailers, and consumers about the PaintCare fee increase that took effect October 1, 2025. The campaign included posting information about the fee increase to PaintCare's website and manufacturer reporting, sending monthly email notifications to manufacturers, sending mailed notifications to all Maine paint retailers including updated point-of-sale educational materials for consumers, and conversations with paint retailers and corporate contacts.

The relative amounts of Communications spending dedicated to different outreach activities are summarized in the following table.

RELATIVE SPENDING ON COMMUNICATION & OUTREACH ACTIVITIES


Activity	Percent
Print Materials Distribution	91
Conferences & Memberships	8
Surveys	1
PR Agency Support	<1
Total	100

A2. Point of Sale Print Materials

PaintCare continued to distribute print materials to retailers for them to make available to consumers to educate them about the PaintCare program. Staff fulfilled requests for materials totaling 60,850 brochures, mini cards, fact sheets, posters, and other materials during the year. Of these 59,954 were included in statewide mailings in June, August, and September to paint retailers along with a cover letter to inform them of the upcoming fee change. Program staff also delivered additional materials in person during site visits.

PaintCare provided counter mats to retailers for use in the paint department to reference when customers have questions. The counter mat is popular with retailers and more likely than the poster to be seen by customers while they wait for their paint to be mixed.

Larger versions of the materials shown below are included in the appendix and are available on the PaintCare website.



Brochure, Mini Card, Program Poster, Counter Mat, and Fact Sheets

In October, PaintCare sent letters and fact sheets to 70 paint retailers known to sell paint online. The letter provided a summary of PaintCare program information for retailers and a reminder that online paint sales are included under the paint stewardship law.

A3. Fact Sheets

Several fact sheets are available on PaintCare’s website for different target audiences, and printed versions are distributed upon request. Minor updates are made throughout the year. Current versions of the fact sheets on PaintCare’s website include:

- How Does the Paint Stewardship Program Affect Paint Retailers?
- How to Become a Retail Drop-Off Site
- About PaintCare Fees
- Information for HHW Programs
- Information for Solid Waste Facilities Including Transfer Stations, Recycling Centers, and Landfills
- Reuse Programs – Compensation and Reporting
- Information about the Large Volume Pickup Service
- Information for Painting Contractors

A4. Website

Most PaintCare advertising and outreach materials direct the public to PaintCare’s website for more information and to find a local PaintCare site. The website is easy to navigate and features content on buying the right amount of paint, storage and reuse tips, and recycling. It contains special pages for manufacturers, retailers, contractors, waste facilities, products covered by the program, and the Maine program. PaintCare’s website is updated throughout the year. The most frequently visited part of the website is the PaintCare site locator.

There were 10,729 page views of the Maine web page during the year.

PaintCare provides a web page of links to paint calculators from various sources, at www.paintcare.org/paint-calculators. These calculators can be used by households and businesses to help them buy the right amount of paint.

PaintCare maintains a list of locations by state where the public can find recycled-content paint at www.paintcare.org/recycled-paint-stores.

PaintCare’s website also provides a series of video tips about storing paint properly to increase recyclability. The videos are used in social media posts and on PaintCare’s website at www.paintcare.org/store-right.



Examples of Storage Tip Video Showing Use of a Paint Key or Paint Can Opener to Avoid Damaging Can

A5. Translations

PaintCare translates program brochures and fact sheets into languages other than English upon requests from paint retailers and other stakeholders. PaintCare has translated its program brochure into Amharic, Arabic, Armenian, Bengali, Cantonese, Farsi, French, Haitian Creole, Hawaiian, Hindi, Hmong, Italian, Japanese, Khmer, Korean, Lao, Mandarin, Polish, Portuguese, Punjabi, Russian, Somali, Spanish, Tagalog, Thai, Turkish, Ukrainian, Vietnamese, and Yiddish. Three widely used fact sheets that provide information about the LVP service, guidance for painting contractors, and the programs products list are also available in the 29 languages listed above. PaintCare maintains a Spanish language translation button on its website, making the site fully bilingual. Additionally, live interpretation in Spanish and other languages is available on PaintCare’s telephone hotline by request. PaintCare provides a webpage with information on how to access translations and hotline interpretation, found at www.paintcare.org/language-assistance/.

A6. Signs for Drop-Off Sites

PaintCare provides several signs to drop-off sites to help them educate the public about the program, screen program products, and address any concerns about illegal dumping. Drop-off sites may order the following signs: Program Products (English/Spanish), Program Partner, Combination (program partner with simplified products list), No Dumping, and Please Wait for Assistance.



A7. Press Coverage

PaintCare was mentioned in new stories in the following outlets:

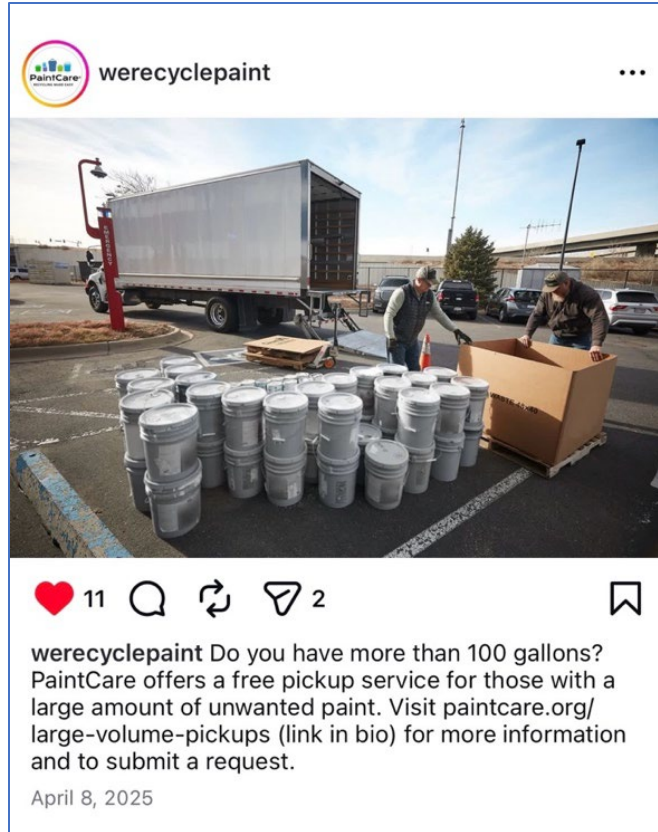
Date	Media Outlet
4/16	Q106.5
9/17	Townline

A8. Awards

In June, PaintCare received the Corporate Stewardship Excellence Award given by the Product Stewardship Institute. In October, PaintCare received the Platinum Award for Integrated Marketing given by the MarCom international creative competition for the 3 Simple Rules for Painting Smarter promotional campaign.

A9. Social Media

Throughout the year PaintCare maintained its social media presence on sites including Facebook, Instagram, and TikTok and posted messaging to audiences on those platforms. Social media messages included promotion of PaintCare’s three key messages: buy the right amount of paint, use up leftover paint, and recycle the rest with PaintCare.



Instagram Post Promoting the Large Volume Pickup Service

A10. Joint Outreach

PaintCare offers creative and financial support for outreach campaigns conducted by HHWs and government run solid waste facilities that are PaintCare partners. There were no requests for Joint Outreach support this year.

A11. Face-to-Face

PaintCare staff attended the following face-to-face activity:

Date	Event	Activity
2/3-2/7	Painting Contractors Association (PCA) Annual Expo	Exhibitor, table/booth
3/3-3/6	Finishing Contractors Association (FCA) Signatory Contractors' Conference	Exhibitor, table/booth
4/14-4/15	Maine Resource Recovery Association (MRRA) Annual Conference	Exhibitor, table/booth
5/5-5/8	National Waste and Recycling Association (NWRA) WasteExpo	Exhibitor, table/booth
6/3-6/5	Product Stewardship Institute (PSI) Forum Conference	Exhibitor, table/booth
6/17-6/19	National Association of Minority Contractors (NAMC) Annual Conference	Exhibitor, table/booth
8/4-8/6	Build Reuse Decon and Reuse '25	Exhibitor, table/booth
8/12-8/14	Ace Hardware Fall Convention	Exhibitor, table/booth
9/21-9/25	North American Hazardous Materials Management Association (NAHMMA) Annual Conference	Exhibitor, table/booth
10/5-10/8	Commercial Painting Industry Association (CPIA) Conference	Attended sessions
10/6-10/8	Northeast Recycling Council (NERC) Rethink Resource Use Conference	Exhibitor, table/booth
11/12-11/15	Solid Waste Association of North America (SWANA) RCon Expo	Exhibitor, table/booth
11/14-11/16	National Association of Realtors (NAR) Annual Conference and Expo	Exhibitor, table/booth
11/30-12/3	Habitat for Humanity (H4H) ReStore Conference	Exhibitor, table/booth

B. AWARENESS SURVEY

In September and October, PaintCare ran its annual public awareness survey to measure the effectiveness of its outreach activities with the assistance of market research firm KB Insights. KB Insights analyzed all survey data to help PaintCare better understand trends and guide future outreach targeting. Data from all PaintCare programs were included in the analysis, providing comparison results between paint stewardship programs throughout the nation.

Following are some highlights from the survey results:

- 251 surveys were completed by Maine residents, allowing 90% confidence in the accuracy of the measured results for the population within +/-5%.
- Over half of state respondents (57%) purchased paint in the last year. Of those, 44% reported taking measurements in order to purchase the right amount of paint and 31% reported seeking help from paint retail staff to purchase the right amount.

- 74% of respondents said they were “extremely likely” or “likely” to drop off paint for recycling the next time they have leftover paint to dispose of.
- 57% of end-consumers who had purchased paint in the last year were aware that paint can be recycled, of available drop-off opportunities in the state, or both.

The full report for this year’s awareness survey for all PaintCare programs is included in the appendix.

Section 5. 2026 and Future

Annual Report Statutory Citation

Section 2144(5)(E) requires that PaintCare submit an annual report that includes, in relevant part:

(9) An evaluation of the effectiveness of the paint stewardship program compared to prior years and anticipated steps, if any are needed, to improve performance throughout the State.

This section of the annual report describes activities or plans for the program that have happened since December 31, 2025, or are being planned and evaluates the effectiveness of the paint stewardship program.

A. PERSONNEL

PaintCare plans to hire a new state program manager position to support four of its programs in Vermont, Maine, Maryland, and Washington, D.C. A portion of this position's salary will be allocated to the Maine program.

B. OPERATIONS

With the implementation of the new fee structure, which began on October 1, 2025, PaintCare will continue to evaluate the program's revenue, expenses, and net assets to determine whether the new fees are sufficient to ensure the program's long-term financial health. As the program's financial stability is restored, further evaluation will determine future adjustments to program operations and public education.

C. SPECIAL PROJECTS

In 2023, PaintCare began a three-to-five-year effort to visit non-drop-off sites to increase awareness of the program among retailers. Plans for the visits include providing updated outreach materials, checking site staff familiarity with the program, and observing whether the PaintCare fee is being applied to covered products. During these visits, staff will also invite retailers to participate in the program as drop-off sites. PaintCare intends to continue the effort until all targeted non-drop-off sites have been visited.

D. COMMUNICATIONS

PaintCare plans to continue promoting paint drop-off sites to Maine households and businesses.

E. EVALUATION OF THE PROGRAM

The PaintCare program continues to be effective. At the end of 2025, the program offered 129 year-round paint drop-off sites throughout Maine, with 96% of Maine residents living within 15 miles of a drop-off site. In 2025, the program collected 126,183 gallons of postconsumer paint with a recovery rate of 6.3%.

Appendix A

MAINE PAINTCARE SITES IN 2025

Sites with 0 gallons did not have paint picked up during the reporting year.

<u>City/Town</u>	<u>Site Name</u>	<u>Address</u>	<u>Type</u>	<u>Gallons</u>
1. Year-Round Sites				106,379
Alfred	Town of Alfred Transfer Station	79 Sanford Rd	Transfer Station	479
Auburn	EnviroServe	664 Washington St N	Environmental Services	8,444
Auburn	Sherwin-Williams	445 Center St	Retail	1,483
Augusta	Aubuchon Hardware	10 Bangor St	Retail	401
Augusta	Sherwin-Williams	68 Western Ave	Retail	1,314
Augusta	Hatch Hill Solid Waste Disposal Facility	112 Hatch Hill Rd	Transfer Station	875
Bangor	Color Concepts	840 Hammond St	Retail	1,181
Bangor	Sherwin-Williams	625 B Broadway	Retail	2,328
Bangor	JB Paint Co	2225 Odlin Rd	Retail	114
Bar Harbor	Paradis Ace Hardware	31 Holland Ave	Retail	302
Bath	Rockys Ace Hardware	55 Congress Ave	Retail	652
Belfast	Aubuchon Hardware	231 Northport Ave	Retail	219
Belfast	Sherwin-Williams	15A Starrett Dr	Retail	2,205
Belgrade	Belgrade Transfer Station	92 Dunn Rd	Transfer Station	606
Biddeford	Sherwin-Williams	420 Alfred St	Retail	1,527
Bowdoinham	Bowdoinham Recycling Center	121 Pond Rd	Transfer Station	167
Brewer	Aubuchon Hardware	484 Wilson St	Retail	833
Bridgton	Hayes Ace Hardware	204 Portland Rd	Retail	1,201
Bridgton	Bridgton Transfer Station	118 Sandy Creek Rd	Transfer Station	812
Brownfield	Brownfield Transfer Station	1076 Pequawket Trl	Transfer Station	392
Brunswick	Sherwin-Williams	179 Pleasant St	Retail	1,026
Buckfield	Buckfield Transfer Station	114 Sumner Rd	Transfer Station	404
Buxton	Aubuchon Hardware	400 Narragansett Trl	Retail	660
Buxton	Plummers Buxton Hardware	241 Parker Farm Rd	Retail	209
Calais	Calais Ace Home Center	295 North St	Retail	268

MAINE PAINTCARE SITES IN 2025

Sites with 0 gallons did not have paint picked up during the reporting year.

<u>City/Town</u>	<u>Site Name</u>	<u>Address</u>	<u>Type</u>	<u>Gallons</u>
Calais	Sherwin-Williams	305 North St	Retail	430
Calais	Johnsons True Value Hardware	188 North St	Retail	
Cape Elizabeth	Cape Elizabeth Recycling Center	Dennison Dr	Transfer Station	872
Caribou	S W Collins	6 Washburn St	Retail	548
China	China Transfer Station	191 Alder Park Rd	Transfer Station	428
Clinton	Clinton Transfer Station	31 Old Leonard Woods Rd	Transfer Station	558
Columbia Falls	Pleasant River SWDS	1340 Route 1	Transfer Station	482
Coplin Plantation	Eustis Transfer Station	6 Transfer Station Rd	Transfer Station	109
Corinna	Mid Maine Solid Waste Assoc	63 Airport Rd	Transfer Station	687
Corinth	Central Penobscot Solid Waste Facility	117 Main St	Transfer Station	292
Cornish	Cornish Hardware	13 Maple St	Retail	53
Damariscotta	Sherwin-Williams	505 Main St	Retail	654
Dover Foxcroft	Dover True Value Hardware	69 E Main St	Retail	174
Dover Foxcroft	Dover Foxcroft Transfer Station	66 Landfill Rd	Transfer Station	395
Ellsworth	Sherwin-Williams	43 Downeast Hwy	Retail	1,953
Falmouth	Falmouth Transfer Station	101 Woods Rd	Transfer Station	2,056
Farmingdale	Goslines Hardware	563 Maine Ave	Retail	274
Farmington	Aubuchon Hardware	528 Wilton Rd	Retail	458
Fort Kent	S W Collins	35 W Main St	Retail	221
Frenchville	Valley Recycling Facility	72 Airport Ave	Transfer Station	503
Fryeburg	Fryeburg Transfer Station	2025 Main St	Transfer Station	783
Garland	Garland Transfer Station	586 Center Rd	Transfer Station	
Gorham	Plummers Gorham Ace Hardware	57 Main St	Retail	650
Gray	Cooks Hardware	19 Portland Rd	Retail	144
Gray	Gray Transfer Station	15 Seagull Dr	Transfer Station	2,382
Greene	Greene Transfer Station	281 Quaker Ridge Rd	Transfer Station	463
Greenville	Greenville Transfer Station	7 Minden St	Transfer Station	414

MAINE PAINTCARE SITES IN 2025

Sites with 0 gallons did not have paint picked up during the reporting year.

<u>City/Town</u>	<u>Site Name</u>	<u>Address</u>	<u>Type</u>	<u>Gallons</u>
Hiram	Tri Town Transfer Station	208 S Hiram Rd	Transfer Station	516
Houlton	S W Collins	57 Bangor St	Retail	119
Houlton	Sherwin-Williams	2 Smyrna St	Retail	536
Islesboro	Islesboro Transfer Station	1299 Meadow Rd	Transfer Station	225
Jackman	Jackman Transfer Station	31 Hastings Rd	Transfer Station	129
Jay	Jay Transfer Station	672 Main St	Transfer Station	285
Kennebunk	Kennebunk Ace Hardware	45 Portland Rd	Retail	453
Kingfield	Kingfield Transfer Station	304 Lexington Rd	Transfer Station	388
Kittery	Kittery Ace Hardware	6 Shapleigh Rd	Retail	831
Kittery	Kittery Transfer Station	1 Mac Kenzie Ln	Transfer Station	665
Lewiston	Sherwin-Williams	1168 Lisbon St	Retail	1,912
Limerick	Plummers Hardware	42 Central Ave	Retail	
Limerick	Limerick Transfer Station	86 Doles Hill Rd	Transfer Station	209
Lincoln	Aubuchon Hardware	245 W Broadway	Retail	650
Lincoln	S W Collins	302 W Broadway	Retail	211
Lisbon Falls	Aubuchon Hardware	572 Lisbon St	Retail	531
Mechanic Falls	Depot Square Hardware	9 Depot Square	Retail	295
Mexico	Rumford Regional Transfer Station	388 River Rd	Transfer Station	261
Monson	Monson Transfer Station	80 Chapin Ave	Transfer Station	
Mount Vernon	Mount Vernon Transfer Station	57 Mooar Hill Rd	Transfer Station	
Naples	Aubuchon Hardware	499 Roosevelt Trl	Retail	854
Newfield	Newfield Transfer Station	320 Water St	Transfer Station	303
Newport	Aubuchon Hardware	83 Moosehead Trl	Retail	277
Nobleboro	Nobleboro Transfer Station	25 Transfer Ln	Transfer Station	1,289
Northeast Harbor	S R Tracy Inc	8 Summit Rd	Retail	691
Norway	Aubuchon Hardware	138 Main St	Retail	527
Oakland	Oakland Transfer Station	343 Town Farm Rd	Transfer Station	1,322

MAINE PAINTCARE SITES IN 2025

Sites with 0 gallons did not have paint picked up during the reporting year.

<u>City/Town</u>	<u>Site Name</u>	<u>Address</u>	<u>Type</u>	<u>Gallons</u>
Old Town	Aubuchon Hardware	486 Stillwater Ave	Retail	698
Oxford	Oxford Transfer Station	89 Smith St	Transfer Station	1,112
Portland	Maine Hardware	274 Saint John St	Retail	439
Portland	PPG Paints	973 Congress St	Retail	292
Portland	Eldredge Ace Hardware	145 Presumpscot St	Retail	753
Presque Isle	S W Collins	21 Rice St	Retail	508
Rangeley	Rangeley Lakes Builders Supply	2742 Main St	Retail	484
Readfield	Readfield Transfer Station	14 Recycle Rd	Transfer Station	414
Rockland	Sherwin-Williams	96 Park St	Retail	581
Rockland	E L Spear Inc Lumber and Hardware	10 Payne Ave	Retail	847
Rumford	Aubuchon Hardware	65 Falmouth St	Retail	247
Rumford	Sherwin-Williams	1023 Route 2	Retail	459
Sanford	Eldredge Lumber	1787 Main St	Retail	853
Scarborough	Dunstan Ace Hardware	636 US Hwy 1	Retail	980
Scarborough	Sherwin-Williams	166 US Route 1	Retail	2,034
Scarborough	Oak Hill Ace Hardware	29 Gorham Rd	Retail	1,073
Searsport	Searsport Transfer Station	Dump Rd	Transfer Station	224
Sebago	Sebago Transfer Station	141 Long Hill Rd	Transfer Station	484
Skowhegan	Sherwin-Williams	257 Madison Ave	Retail	320
Skowhegan	Quinn True Value Hardware	125 Waterville Rd	Retail	114
Skowhegan	Skowhegan Transfer Station	29 Transfer Station Dr	Transfer Station	316
Solon	Solon Transfer Station	1483 River Rd	Transfer Station	99
South Portland	Johnsons Paint - A Rings End Brand (Formerly Maine Paint)	153 Ocean St	Retail	2,917
South Portland	Sherwin-Williams	180 Waterman Dr	Retail	1,271
Springvale	Springvale Hardware	489 Main St	Retail	659
Springvale	Sherwin-Williams	544 Main St	Retail	2,018

MAINE PAINTCARE SITES IN 2025

Sites with 0 gallons did not have paint picked up during the reporting year.

<u>City/Town</u>	<u>Site Name</u>	<u>Address</u>	<u>Type</u>	<u>Gallons</u>
St. George	St George Transfer Station	176 Wallston Rd - Tenants Harbor	Transfer Station	431
Standish	Steep Falls Building Supply	190 Ossipee Trl W	Retail	388
Standish	Standish Hardware	5 Oak Hill Rd	Retail	157
Topsham	Topsham Transfer Station	97 Townsend Way	Transfer Station	989
Topsham	Sherwin-Williams	86 Topsham Fair Rd	Retail	869
Waldoboro	Waldoboro Transfer Station	885 N Nobleboro Rd	Transfer Station	692
Waterboro	Plummers Waterboro Hardware	1009 Main St	Retail	270
Waterboro	Waterboro Transfer Station	132 Bennett Hill Rd	Transfer Station	2,004
Waterville	Aubuchon Hardware	485 Kennedy Memorial Dr	Retail	530
Waterville	Sherwin-Williams	343 Main St	Retail	727
Wells	Aubuchon Hardware	1165 Post Rd	Retail	747
Wells	Sherwin-Williams	1521 Post Rd	Retail	1,588
Westbrook	Sherwin-Williams	100 Larrabee Rd	Retail	4,228
Westbrook	Plummers Ace Hardware	30 Central St	Retail	244
Wilton	Wilton Transfer Station	158 Weld Rd	Transfer Station	235
Windham	Aubuchon Hardware	777 Roosevelt Trl	Retail	458
Windham	Sherwin-Williams	859 Roosevelt Trl	Retail	1,752
Winthrop	Marshall Hills Transfer Station	1199 US-202	Transfer Station	1,404
Wiscasset	Ames Supply True Value	447 Bath Rd	Retail	1,220
Yarmouth	Johnsons Paint - A Rings End Brand (Formerly Maine Paint)	412 US Route 1	Retail	2,663
Yarmouth	Sherwin-Williams	438 Route 1	Retail	1,302
Yarmouth	Yarmouth Transfer Station	659 E Main St	Transfer Station	2,710
York	Eldredge Lumber & Hardware	627 US Route 1	Retail	1,814
York	Sherwin-Williams	317 US Route 1	Retail	1,193

MAINE PAINTCARE SITES IN 2025

Sites with 0 gallons did not have paint picked up during the reporting year.

<u>City/Town</u>	<u>Site Name</u>	<u>Address</u>	<u>Type</u>	<u>Gallons</u>
2. Supplemental Sites				16,114
Arundel	Arundel HHW Day (Town)	46 Bergeron Dr	HHW Event	60
Augusta	Augusta Municipal Garage (HHW Event) (KVCOG)	55 North St	HHW Event	164
Augusta	Hatch Hill Landfill (HHW Event)	112 Hatch Hill Rd	HHW Event	
Bar Harbor	Mount Desert Island High School (ADD)	1081 Eagle Lake Rd	HHW Event	554
Bath	Bath Public Works Dept (Town)	450 Oak Grove Ave	HHW Event	563
Belfast	Belfast HHW Day	32 Little River Dr	HHW Event	
Bethel	Maine School District (AVCOG)	1 Parkway	HHW Event	471
Biddeford	Biddeford Public Works (City)	371 Hill St	HHW Event	998
Brewer	Brewer Public Works (City)	221 Greenpoint Rd	HHW Event	822
Brunswick	Brunswick Landfill (Town)	49 Graham Rd	HHW Event	1,182
Cape Elizabeth	Cape Elizabeth Recycling Center (Town)	21 Dennison Dr (off Spurwink)	HHW Event	316
Carrabassett Valley	Carrabassett Valley Transfer Station (AVCOG)	1 Mile north of Surgarloaf Access Rd on Route 27	HHW Event	120
Eliot	Eliot Transfer Station (Town)	468 Dow Hwy Route 236	HHW Event	161
Fryeburg	Fryeburg Transfer Station (HHW Event)	2025 Main St	HHW Event	47
Gray	Gray Transfer Station (Town)	15 Seagull Dr	HHW Event	
Islesboro	Islesboro Transfer Station (Town)	1299 Meadow Rd	HHW Event	108
Jay	Jay Transfer Station (HHW Event) (AVCOG)	7962-836 Main St	HHW Event	168
Kennebunk	Kennebunk Public Services Dept (Town)	36 Sea Rd	HHW Event	744
Lewiston	Western Maine Environmental Depot - HHW Facility (AVCOG*)	424 River Rd	HHW Seasonal	
Matinicus	Matinicus Island	Municipal Wharf	HHW Event	
Mexico	Mexico Transfer Station (AVCOG)	342 River Rd	HHW Event	128
Monroe	Town of Monroe Town Hall	8 Swan Lake Ave	HHW Event	109
Norridgewock	Crossroads Landfill (WM)	357 Mercer Rd	HHW Event	186
Northeast Harbor	F T Brown (Closed - Aug 2025)	106 Main St	Retail	111

MAINE PAINTCARE SITES IN 2025

Sites with 0 gallons did not have paint picked up during the reporting year.

<u>City/Town</u>	<u>Site Name</u>	<u>Address</u>	<u>Type</u>	<u>Gallons</u>
Norway	Norway Paris Transfer Station (AVCOG)	39 Brown St	HHW Event	324
Old Town	Old Town Transfer Station (Town)	246 Gilman Falls Ave	HHW Event	305
Phippsburg	Phippsburg Transfer Station (Town)	58 Sam Day Hill Rd	HHW Event	192
Pittsfield	Pittsfield Recycling Center (KVCOG)	601 Peltoma Ave	HHW Event	192
Portland	Riverside Recycling Facility - HHW Facility	910 Riverside St	HHW Seasonal	3,319
Portland	Peaks Island Garage (City)	10 Florida Ave	HHW Event	365
Presque Isle	Rathbun Lumber (Closed - 8/2025)	43 State St	Retail	
Rangeley	Rangeley Transfer Station (AVCOG)	682 Loon Lake Rd	HHW Event	
Readfield	Readfield Transfer Station (KVCOG)	14 Recycle Rd	HHW Event	
Rockland	Rockland Transfer Station (City)	400 Limerock St	HHW Event	111
Rockport	Mid Coast Solid Waste Corp (MidCoast)	90 Union St	HHW Event	428
Saco	Saco Public Works (City)	351 North St	HHW Event	866
Sanford	Sanford Transfer Station HHW Event	81 Rushton St	HHW Event	169
Scarborough	Scarborough Public Works (Town)	20 Washington Ave	HHW Event	767
Searsport	Searsport Community Building	42 Prospect St	HHW Event	60
Skowhegan	Skowhegan Recycling and Transfer Station (KVCOG)	29 Transfer Station Dr	HHW Event	103
South Berwick	Berwick Transfer Station (Town)	534B Route 4	HHW Event	229
South Portland	South Portland Municipal Services Facility (City)	929 Highland Ave	HHW Event	687
Union	Tri County Recycling Center (Tri County)	3368 Heald Hwy	HHW Event	239
Warren	Warren Recycling Center (Town)	365 Old Augusta Rd	HHW Event	
Westbrook	Casella Waste Systems (City)	594 County Rd	HHW Event	162
Winslow	Winslow Parks and Recreation (KVCOG)	135 Halifax St	HHW Event	475
Yarmouth	Yarmouth Fire Rescue (Town)	178 North Rd	HHW Event	112

MAINE PAINTCARE SITES IN 2025

Sites with 0 gallons did not have paint picked up during the reporting year.

<u>City/Town</u>	<u>Site Name</u>	<u>Address</u>	<u>Type</u>	<u>Gallons</u>
3. Large Volume Pickup Sites				3,689
Bangor	[Property Manager/Owner]		LVP	135
Biddeford	[Painting Contractor]		LVP	315
Falmouth	[Property Manager/Owner]		LVP	127
Gorham	[School or University]		LVP	136
Gorham	[Painting Contractor]		LVP	396
Hampden	[Property Manager/Owner]		LVP	59
Lisbon	[Building Reuse store]		LVP	232
Mexico	[Painting Contractor]		LVP	135
North Berwick	[Painting Contractor]		LVP	426
Portland	[City Government]		LVP	84
Portland	[Paint retailer]		LVP	244
Rockland	[Painting Contractor]		RLVP	233
Scarborough	[Fintec]		LVP	66
Waldo	[Painting Contractor]		LVP	65
Waterville	[Property Manager/Owner]		LVP	463
West Gardiner	[Painting Contractor]		LVP	181
York	[Hospital]		LVP	393
Total for All Sites				126,183

Appendix B

PaintCare Inc.

Financial Statements
and Independent Auditor's Report

December 31, 2025 and 2024

PaintCare Inc.

Financial Statements
December 31, 2025 and 2024

Contents

Independent Auditor’s Report.....	1-3
<i>Financial Statements</i>	
Statements of Financial Position.....	4
Statements of Activities	5
Statements of Functional Expenses	6-7
Statements of Cash Flows.....	8
Notes to Financial Statements.....	9-17
<i>Supplementary Information</i>	
Statements of Activities, Organized by Program.....	18-19

INDEPENDENT AUDITOR’S REPORT

To the Board of Directors of
PaintCare Inc.

Opinion

We have audited the accompanying financial statements of PaintCare Inc. (“PaintCare”), which comprise the statements of financial position as of December 31, 2025 and 2024; the related statements of activities, functional expenses, and cash flows for the years then ended; and the related notes to the financial statements.

In our opinion, the financial statements referred to above present fairly, in all material respects, the financial position of PaintCare as of December 31, 2025 and 2024, and the changes in its net assets and its cash flows for the years then ended in accordance with accounting principles generally accepted in the United States of America.

Basis for Opinion

We conducted our audits in accordance with auditing standards generally accepted in the United States of America. Our responsibilities under those standards are further described in the Auditor’s Responsibilities for the Audit of the Financial Statements section of our report. We are required to be independent of PaintCare and to meet our other ethical responsibilities in accordance with the relevant ethical requirements relating to our audits. We believe that the audit evidence we have obtained is sufficient and appropriate to provide a basis for our audit opinion.

Responsibilities of Management for the Financial Statements

Management is responsible for the preparation and fair presentation of the financial statements in accordance with accounting principles generally accepted in the United States of America, and for the design, implementation, and maintenance of internal control relevant to the preparation and fair presentation of financial statements that are free from material misstatement, whether due to fraud or error.

Responsibilities of Management for the Financial Statements (continued)

In preparing the financial statements, management is required to evaluate whether there are conditions or events, considered in the aggregate, that raise substantial doubt about PaintCare's ability to continue as a going concern within one year after the date that the financial statements are available to be issued.

Auditor's Responsibilities for the Audit of the Financial Statements

Our objectives are to obtain reasonable assurance about whether the financial statements as a whole are free from material misstatement, whether due to fraud or error, and to issue an auditor's report that includes our opinion. Reasonable assurance is a high level of assurance but is not absolute assurance and therefore is not a guarantee that an audit conducted in accordance with generally accepted auditing standards will always detect a material misstatement when it exists. The risk of not detecting a material misstatement resulting from fraud is higher than for one resulting from error, as fraud may involve collusion, forgery, intentional omissions, misrepresentations, or the override of internal control. Misstatements are considered material if there is a substantial likelihood that, individually or in the aggregate, they would influence the judgment made by a reasonable user based on the financial statements.

In performing an audit in accordance with generally accepted auditing standards, we:

- Exercise professional judgment and maintain professional skepticism throughout the audit.
- Identify and assess the risks of material misstatement of the financial statements, whether due to fraud or error, and design and perform audit procedures responsive to those risks. Such procedures include examining, on a test basis, evidence regarding the amounts and disclosures in the financial statements.
- Obtain an understanding of internal control relevant to the audit in order to design audit procedures that are appropriate in the circumstances, but not for the purpose of expressing an opinion on the effectiveness of PaintCare's internal control. Accordingly, no such opinion is expressed.
- Evaluate the appropriateness of accounting policies used and the reasonableness of significant accounting estimates made by management, as well as evaluate the overall presentation of the financial statements.
- Conclude whether, in our judgment, there are conditions or events, considered in the aggregate, that raise substantial doubt about PaintCare's ability to continue as a going concern for a reasonable period of time.

Auditor's Responsibilities for the Audit of the Financial Statements (continued)

We are required to communicate with those charged with governance regarding, among other matters, the planned scope and timing of the audit, significant audit findings, and certain internal control related matters that we identified during the audit.

Supplementary Information

Our audits were conducted for the purpose of forming an opinion on the financial statements as a whole. The supplementary information on pages 18-19 is presented for purposes of additional analysis and is not a required part of the financial statements. Such information is the responsibility of management and was derived from and relates directly to the underlying accounting and other records used to prepare the financial statements. The information has been subjected to the auditing procedures applied in the audit of the financial statements and certain additional procedures, including comparing and reconciling such information directly to the underlying accounting and other records used to prepare the financial statements or to the financial statements themselves, and other additional procedures in accordance with auditing standards generally accepted in the United States of America. In our opinion, the information is fairly stated in all material respects in relation to the financial statements as a whole.

Handwritten signature in black ink that reads "Rogers + Company PLLC". The signature is written in a cursive, flowing style.

Vienna, Virginia
March 23, 2026

PaintCare Inc.

Statements of Financial Position December 31, 2025 and 2024

	<u>2025</u>	<u>2024</u>
Assets		
Current assets:		
Cash and cash equivalents	\$ 40,825,580	\$ 22,927,474
Accounts receivable	4,149,776	5,479,898
Investments	44,180,125	64,566,208
Prepaid expenses	<u>1,527,746</u>	<u>544,451</u>
Total current assets	90,683,227	93,518,031
Intangible assets, net	<u>31,875</u>	<u>31,581</u>
Total assets	<u>\$ 90,715,102</u>	<u>\$ 93,549,612</u>
Liabilities and Net Assets		
Liabilities		
Current liabilities:		
Accounts payable and accrued expenses	\$ 11,826,106	\$ 9,906,718
Due to affiliate	<u>6,419,255</u>	<u>4,458,037</u>
Total liabilities	<u>18,245,361</u>	<u>14,364,755</u>
Net Assets		
Without donor restrictions	<u>72,469,741</u>	<u>79,184,857</u>
Total net assets	<u>72,469,741</u>	<u>79,184,857</u>
Total liabilities and net assets	<u>\$ 90,715,102</u>	<u>\$ 93,549,612</u>

See accompanying notes.

PaintCare Inc.

Statements of Activities
For the Years Ended December 31, 2025 and 2024

	2025	2024
Operating Revenue and Support		
Paint recovery fees	\$ 74,012,342	\$ 77,935,304
Total operating revenue and support	<u>74,012,342</u>	<u>77,935,304</u>
Expenses		
Program and delivery services:		
Oregon	5,661,065	5,399,480
California	31,575,179	33,388,128
Connecticut	2,921,365	3,147,817
Rhode Island	701,741	689,420
Minnesota	5,821,900	6,501,411
Vermont	741,363	753,230
Maine	1,303,256	1,417,536
Colorado	6,806,487	7,284,048
District of Columbia	454,594	487,719
Washington	8,220,942	7,741,911
New York	11,145,786	9,899,737
Illinois	1,133,569	283,158
Maryland	290,963	60,951
Total program and delivery services	<u>76,778,210</u>	<u>77,054,546</u>
General and administrative	<u>9,150,260</u>	<u>8,707,801</u>
Total expenses	<u>85,928,470</u>	<u>85,762,347</u>
Change in Net Assets from Operations	(11,916,128)	(7,827,043)
Non-Operating Activities		
Investment return, net	4,613,918	4,157,734
Bank interest	587,094	-
Total non-operating activities	<u>5,201,012</u>	<u>4,157,734</u>
Change in Net Assets	(6,715,116)	(3,669,309)
Net Assets, beginning of year	<u>79,184,857</u>	<u>82,854,166</u>
Net Assets, end of year	<u>\$ 72,469,741</u>	<u>\$ 79,184,857</u>

See accompanying notes.

PaintCare Inc.

Statement of Functional Expenses
For the Year Ended December 31, 2025

	Program and Delivery Services													General and Administrative	Total
	Oregon	California	Connecticut	Rhode Island	Minnesota	Vermont	Maine	Colorado	District of		New York	Illinois	Maryland		
									Columbia	Washington					
Expenses															
Salaries and related benefits	\$ 237,873	\$ 1,068,413	\$ 127,450	\$ 37,866	\$ 236,281	\$ 49,456	\$ 105,270	\$ 406,315	\$ 14,019	\$ 335,813	\$ 755,241	\$ 320,635	\$ 118,317	\$ 3,338,942	\$ 7,151,891
Collection support	47,668	3,350,910	453,426	114,606	507,709	102,076	183,952	452,229	28,864	195,618	706,440	322,296	-	1,551	6,467,345
Transportation and processing	4,759,082	23,065,884	2,260,790	502,832	4,993,293	541,376	956,824	5,562,175	242,878	7,476,387	6,219,770	254,316	-	-	56,835,607
Communications	483,953	3,403,922	38,639	26,150	15,196	24,385	34,537	186,649	125,305	69,010	3,320,149	114,249	24,457	462,128	8,328,729
State agency administrative fees	40,000	465,207	20,600	-	12,912	15,000	-	120,000	32,439	71,192	-	10,000	80,000	-	867,350
Professional fees	41,736	79,357	11,915	15,304	22,477	35	9,958	40,505	580	12,850	40,265	29,370	29,691	180,034	514,077
Office and supplies	1,834	8,746	643	100	4,011	559	632	2,938	100	1,818	8,483	10,042	1,067	26,834	67,807
Subscriptions and publications	-	-	-	-	-	-	-	-	-	-	-	-	-	169,948	169,948
Professional development	901	-	-	-	27	-	-	-	7	997	1,011	47	41	21,401	24,432
Travel	39,018	127,274	4,997	1,911	29,361	8,408	9,053	31,002	7,101	32,379	49,201	69,206	36,439	388,091	833,441
Meetings	1,083	5,466	22	-	633	68	39	1,839	319	779	3,372	1,662	136	75,600	91,018
Bank fees	2,886	-	2,883	2,972	-	-	2,991	2,835	2,982	2,909	3,706	1,746	815	114,889	141,614
Management fees	-	-	-	-	-	-	-	-	-	-	-	-	-	3,966,616	3,966,616
Insurance	-	-	-	-	-	-	-	-	-	-	-	-	-	385,657	385,657
Amortization	-	-	-	-	-	-	-	-	-	-	1,675	-	-	17,732	19,407
Interest	-	-	-	-	-	-	-	-	-	12,062	36,473	-	-	-	48,535
Other expenses	5,031	-	-	-	-	-	-	-	-	9,128	-	-	-	837	14,996
Total Expenses	\$ 5,661,065	\$ 31,575,179	\$ 2,921,365	\$ 701,741	\$ 5,821,900	\$ 741,363	\$ 1,303,256	\$ 6,806,487	\$ 454,594	\$ 8,220,942	\$ 11,145,786	\$ 1,133,569	\$ 290,963	\$ 9,150,260	\$ 85,928,470

See accompanying notes.

PaintCare Inc.

Statement of Functional Expenses
For the Year Ended December 31, 2024

	Program and Delivery Services													General and Administrative	Total
	Oregon	California	Connecticut	Rhode Island	Minnesota	Vermont	Maine	Colorado	District of		New York	Illinois	Maryland		
								Columbia	Washington						
Expenses															
Salaries and related benefits	\$ 170,765	\$ 944,699	\$ 113,041	\$ 33,732	\$ 266,980	\$ 47,603	\$ 100,823	\$ 316,589	\$ 26,576	\$ 396,610	\$ 651,321	\$ 114,067	\$ 15,370	\$ 3,017,093	\$ 6,215,269
Collection support	110,296	3,500,362	472,724	108,720	549,767	103,951	194,754	511,469	38,462	245,390	524,254	-	-	1,506	6,361,655
Transportation and processing	4,606,127	23,208,520	2,499,531	475,516	5,044,971	556,739	1,012,680	6,078,292	211,236	6,884,174	5,578,286	-	-	-	56,156,072
Communications	434,518	4,373,623	8,436	55,243	581,543	21,065	5,225	201,121	165,828	40,170	2,904,595	40,340	532	260,888	9,093,127
State agency administrative fees	40,000	678,974	20,800	-	9,690	15,000	61,234	120,000	31,617	64,557	-	-	-	-	1,041,872
Professional fees	9,232	370,814	25,524	13,635	1,302	133	23,088	16,621	353	31,581	28,929	104,300	39,922	192,127	857,561
Office and supplies	1,056	7,885	329	104	2,757	222	387	3,195	49	1,919	6,511	796	-	19,101	44,311
Subscriptions and publications	-	-	-	-	-	-	91	78	-	-	267	-	-	156,012	156,448
Professional development	454	85	-	-	16	143	137	-	-	1,291	439	7	-	16,642	19,214
Travel	20,672	139,267	7,432	2,469	43,572	8,374	19,117	34,230	12,786	41,053	63,636	22,014	5,127	335,656	755,405
Meetings	256	7,044	-	-	649	-	-	2,453	598	1,238	1,197	1,532	-	76,933	91,900
Bank fees	-	-	-	-	-	-	-	-	-	-	-	-	-	115,261	115,261
Management fees	-	-	-	-	-	-	-	-	-	-	-	-	-	4,099,938	4,099,938
Insurance	-	-	-	-	-	-	-	-	-	-	4,156	-	-	381,621	385,777
Amortization	-	-	-	-	-	-	-	-	-	-	1,675	-	-	34,951	36,626
Interest	-	-	-	-	-	-	-	-	-	23,729	134,471	-	-	-	158,200
Other expenses	6,104	156,855	-	1	164	-	-	-	214	10,199	-	102	-	72	173,711
Total Expenses	\$ 5,399,480	\$ 33,388,128	\$ 3,147,817	\$ 689,420	\$ 6,501,411	\$ 753,230	\$ 1,417,536	\$ 7,284,048	\$ 487,719	\$ 7,741,911	\$ 9,899,737	\$ 283,158	\$ 60,951	\$ 8,707,801	\$ 85,762,347

See accompanying notes.

PaintCare Inc.

Statements of Cash Flows
For the Years Ended December 31, 2025 and 2024

	2025	2024
Cash Flows from Operating Activities		
Change in net assets	\$ (6,715,116)	\$ (3,669,309)
Adjustments to reconcile change in net assets to net cash used in operating activities:		
Amortization	19,407	36,626
Net realized and unrealized gain on investments	(3,181,508)	(2,175,093)
Change in allowance for credit losses on accounts receivable	-	(444,585)
Change in allowance for credit losses on note receivable	209,345	3,326,125
Change in operating assets and liabilities:		
Decrease (increase) in:		
Accounts receivable	1,330,122	264,983
Prepaid expenses	(983,295)	(238,467)
Increase (decrease) in:		
Accounts payable and accrued expenses	1,919,388	179,713
Due to affiliate	1,961,218	(1,550,314)
	<u>(5,440,439)</u>	<u>(4,270,321)</u>
Net cash used in operating activities		
Cash Flows from Investing Activities		
Purchases of investments	(5,239,228)	(67,610,612)
Proceeds from sale of investments	28,806,819	65,627,972
Issuance of note receivable	(209,345)	(3,326,125)
Purchases of intangible assets	(19,701)	(14,825)
	<u>23,338,545</u>	<u>(5,323,590)</u>
Net cash provided by (used in) investing activities		
Net Increase (Decrease) in Cash and Cash Equivalents	17,898,106	(9,593,911)
Cash and Cash Equivalents, beginning of year	<u>22,927,474</u>	<u>32,521,385</u>
Cash and Cash Equivalents, end of year	<u>\$ 40,825,580</u>	<u>\$ 22,927,474</u>

See accompanying notes.

PaintCare Inc.

Notes to Financial Statements
December 31, 2025 and 2024

1. Nature of Operations

PaintCare Inc. (“PaintCare”), a not-for-profit 501(c)(3) organization, was created in October 2009 by the American Coatings Association (ACA), who, working with state and local government stakeholders, passed the first ever paint product stewardship law in the United States in the state of Oregon in 2009. Similar legislation has subsequently been passed in other jurisdictions. The paint stewardship legislation guides an industry-led, end-of-life management program for post-consumer paint, which PaintCare operates. The PaintCare Board is made up of architectural paint manufacturers and participation in PaintCare is not limited to ACA members, but open to all architectural paint manufacturers. There are no dues or registration fees associated with PaintCare.

PaintCare organized single-member limited liability companies (LLC) for the Oregon, Connecticut, Rhode Island, Maine, District of Columbia, Washington, New York, Colorado, Maryland, and Illinois programs in an effort to shield the assets of each state program from liability stemming from acts and obligations of other PaintCare state programs.

2. Summary of Significant Accounting Policies

Basis of Accounting and Presentation

PaintCare’s financial statements and footnotes are prepared in accordance with accounting principles generally accepted in the United States of America (GAAP). Net assets without donor restrictions represent funds that are not subject to donor-imposed stipulations and are available for support of PaintCare’s operations. There were no net assets with donor restrictions as of December 31, 2025 and 2024.

Cash Equivalents

For the purpose of the statements of cash flows, PaintCare considers as cash equivalents all highly liquid investments, which can be converted into known amounts of cash and have a maturity period of 90 days or less at the time of purchase. Excluded from this definition of cash equivalents are amounts held for investments.

PaintCare Inc.

Notes to Financial Statements
December 31, 2025 and 2024

2. Summary of Significant Accounting Policies (continued)

Accounts Receivable

Accounts receivable consist of amounts due from post-consumer paint recovery fees and are presented net of an allowance for credit losses resulting from the inability of customers to make required payments. The allowance for credit losses is based upon historical loss experience in combination with current economic conditions and a forecast of future economic conditions. Any change in the assumptions used in analyzing a specific account receivable might result in an additional allowance for credit losses being recognized in the period in which the change occurs. There was no allowance for credit losses on accounts receivable at both December 31, 2025 and 2024. Accounts receivable at January 1, 2024 was \$5,300,296.

Note Receivable

Effective July 2, 2024, PaintCare entered into a settlement agreement with a manufacturer who participated in the post-consumer paint recovery program. PaintCare and the manufacturer agreed to convert \$2,976,509 of outstanding paint recovery fees due to the Program into a structured note receivable. The terms of the agreement require the manufacturer to pay PaintCare the principal amount, together with interest and reimburse for attorney's fees not to exceed \$250,000. As of December 31, 2025 and 2024, the manufacturer owes PaintCare \$3,535,470 and \$3,326,125, respectively. PaintCare has an allowance on this note receivable totaling \$3,535,470 and \$3,326,125 as of December 31, 2025 and 2024, respectively, in the event collection does not occur.

Allowance for credit losses consists of the following at December 31:

	<u>2025</u>	<u>2024</u>
Allowance for credit losses, beginning of year	\$ 3,326,125	\$ 2,351,584
Additions (charges to expense)	209,345	3,326,125
Deductions (write-offs, net of recoveries)	-	(2,351,584)
Allowance for credit losses, end of year	<u>\$ 3,535,470</u>	<u>\$ 3,326,125</u>

PaintCare Inc.

Notes to Financial Statements
December 31, 2025 and 2024

2. Summary of Significant Accounting Policies (continued)

Investments

Investments are stated at fair value, based on quoted market prices. All realized and unrealized gains and losses, net of investment management fees, are reported as a component of net investment return in the accompanying statements of activities.

Intangible Assets

PaintCare capitalizes certain costs associated with computer software developed or obtained for internal use in accordance with the provision of Financial Accounting Standards Board (FASB) Accounting Standards Codification (ASC) 350-40, *Internal Use Software*. PaintCare's policy provides for the capitalization of external direct costs of materials and services, and directly related payroll costs. Costs associated with preliminary project state activities, training, maintenance, and post implementation stage activities are expensed as incurred. Capitalized costs are amortized over the estimated useful life of five years on a straight-line basis.

Revenue Recognition

PaintCare recognizes revenue from post-consumer paint recovery fees at the time architectural paint product is sold by a manufacturer participant of the paint product stewardship program. Manufacturer participants in the program pay the PaintCare recovery fee to PaintCare based on the amount of program products they sell on a monthly basis. The majority of PaintCare's revenue arrangements generally consist of a single performance obligation to transfer promised services. Revenue is recognized when PaintCare delivers the services.

Economic conditions, including customer confidence, employment trends, inflation, and global events, may influence the timing and amount of revenue recognized and cash received. However, management has not identified any current economic factors materially impacting revenue streams. During the years ended December 31, 2025 and 2024, PaintCare did not recognize any impairment losses or credit losses on receivables or contract assets arising from contracts with customers. There were no incremental costs of obtaining contracts, and no significant financing components were identified in any customer arrangements. Additionally, there were no significant changes in judgments affecting the timing or amount of revenue recognized.

PaintCare Inc.

Notes to Financial Statements
December 31, 2025 and 2024

2. Summary of Significant Accounting Policies (continued)

Revenue Recognition (continued)

Specifically, for the various types of contracts, PaintCare recognizes revenue as follows:

Program participants report their monthly unit sales of paint through a secure, HTTPS online system using their unique user ID and password. The participant must pay a paint recovery fee per unit sold, based on container size, according to the established fee schedule for each state program. As the PaintCare recovery fee is added to the wholesale price of paint and passed through uniformly to the retail purchase price of paint—so that the manufacturer, distributor, and/or retailer is made whole—in some cases, distributors or retailers have elected to undertake the obligation of the manufacturer for these fees. Thus, PaintCare has allowed remitter agreements in the program, whereby a distributor or retailer reports and remits directly to PaintCare on behalf of a participant manufacturer's brand or brands. Reports and payments are due by the end of the month following the reporting period.

Revenue from all other sources is recognized when earned.

Functional Allocation of Expenses

The costs of providing the various program and supporting activities have been summarized on a functional basis in the accompanying financial statements. The statements of functional expenses present the natural classification detail of expenses by function. PaintCare has determined all costs are directly identifiable.

Communications Costs

PaintCare holds communication-related contracts for advertising, marketing, and consumer awareness. Communications costs are charged to operations when incurred. Communications expenses were \$8,328,729 and \$9,093,127 for the years ended December 31, 2025 and 2024, respectively.

Measure of Operations

PaintCare includes in its measure of operations all revenues and expenses that are an integral part of its programs and supporting activities, and excludes net investment return and bank interest.

PaintCare Inc.

Notes to Financial Statements
December 31, 2025 and 2024

2. Summary of Significant Accounting Policies (continued)

Use of Estimates

The preparation of the financial statements in conformity with GAAP requires management to make estimates and assumptions that affect the amounts reported in the financial statements and accompanying notes. Actual results could differ from those estimates.

Subsequent Events

In preparing these financial statements, PaintCare has evaluated events and transactions for potential recognition or disclosure through March 23, 2026, the date the financial statements were available to be issued.

3. Liquidity and Availability

PaintCare strives to maintain liquid financial assets sufficient to cover 90 days of general expenditures. Management periodically reviews PaintCare's liquid asset needs and adjusts the cash and cash equivalents balances as necessary.

Financial assets available for general expenditures, that is, without donor or other restrictions limiting their use, within one year of the statements of financial position date, comprise the following at December 31:

	<u>2025</u>	<u>2024</u>
Cash and cash equivalents	\$ 40,825,580	\$ 22,927,474
Accounts receivable	4,149,776	5,479,898
Investments, short term	<u>44,180,125</u>	<u>64,566,208</u>
Total available for general expenditures	<u>\$ 89,155,481</u>	<u>\$ 92,973,580</u>

PaintCare Inc.

Notes to Financial Statements
December 31, 2025 and 2024

4. Concentrations of Credit Risk

Financial instruments that potentially subject PaintCare to significant concentrations of credit risk consist of cash and cash equivalents, and investments. PaintCare maintains cash deposit and transaction accounts, along with investments, with various financial institutions and these values, from time to time, may exceed insurable limits under the Federal Deposit Insurance Corporation (FDIC) and Securities Investor Protection Corporation (SIPC). PaintCare has not experienced any credit losses on its cash and cash equivalents, and investments to date as it relates to FDIC and SIPC insurance limits. Management periodically assesses the financial condition of these financial institutions and believes that the risk of any credit loss is minimal.

5. Accounts Receivable

Accounts receivable related to the following programs were due as follows at December 31:

	<u>2025</u>	<u>2024</u>
California	\$ 1,457,333	\$ 1,928,903
New York	778,209	1,581,703
Illinois	551,944	-
Washington	362,724	510,125
Colorado	242,802	396,471
Minnesota	223,505	281,791
Oregon	213,814	308,324
Connecticut	112,147	226,246
Maine	88,503	80,228
Vermont	54,600	78,360
Rhode Island	33,481	60,687
District of Columbia	30,714	27,060
	<u> </u>	<u> </u>
Total accounts receivable	<u>\$ 4,149,776</u>	<u>\$ 5,479,898</u>

PaintCare Inc.

Notes to Financial Statements
December 31, 2025 and 2024

6. Investments and Fair Value Measurements

Net investment return consisted of the following for the years ended December 31:

	2025	2024
Interest and dividend income	\$ 1,547,252	\$ 2,134,408
Net realized and unrealized gain	3,181,508	2,175,093
Less: investment management fees	(114,842)	(151,767)
Total investment return, net	<u>\$ 4,613,918</u>	<u>\$ 4,157,734</u>

PaintCare invests a portion of its accumulated surplus in a portfolio with Merrill Lynch. The sole objective of the portfolio is to earn a return equal to the rate of inflation and thus preserve the purchasing power of its capital. Interest, dividends, changes in market value, and other investment activities are allocated to each state program based on the relative net asset balances of each state program. Oversight of the investments is provided by the PaintCare Budget and Finance Committee and by the PaintCare Board of Directors.

PaintCare follows FASB ASC 820, *Fair Value Measurements and Disclosures*, for its financial assets. This standard establishes a fair value hierarchy that prioritizes the inputs to valuation techniques used to measure fair value. Fair value measurement standards require an entity to maximize the use of observable inputs (such as quoted prices in active markets) and minimize the use of unobservable inputs (such as appraisals or other valuation techniques) to determine fair value. The categorization of a financial instrument within the hierarchy is based upon the pricing transparency of the instrument and does not necessarily correspond to the entity's perceived risk of that instrument.

The inputs used in measuring fair value are categorized into three levels. Level 1 inputs consist of unadjusted quoted prices in active markets for identical assets and liabilities and have the highest priority. Level 2 is based upon observable inputs other than quoted market prices, and Level 3 is based on unobservable inputs. Transfers between levels in the fair value hierarchy are recognized at the end of the reporting period.

In general, and where applicable, PaintCare uses quoted prices in active markets for identical assets to determine fair value. This pricing methodology applies to Level 1 investments.

PaintCare Inc.

Notes to Financial Statements
December 31, 2025 and 2024

6. Investments and Fair Value Measurements (continued)

The following table presents PaintCare's fair value hierarchy for those assets measured on a recurring basis as of December 31, 2025:

	Level 1	Level 2	Level 3	Total
Fixed income	\$ 26,316,443	\$ -	\$ -	\$ 26,316,443
Equities	15,774,731	-	-	15,774,731
Cash equivalents	2,088,951	-	-	2,088,951
Total investments	\$ 44,180,125	\$ -	\$ -	\$ 44,180,125

The following table presents PaintCare's fair value hierarchy for those assets measured on a recurring basis as of December 31, 2024:

	Level 1	Level 2	Level 3	Total
Fixed income	\$ 39,801,862	\$ -	\$ -	\$ 39,801,862
Equities	21,923,128	-	-	21,923,128
Cash equivalents	2,841,218	-	-	2,841,218
Total investments	\$ 64,566,208	\$ -	\$ -	\$ 64,566,208

7. Intangible Assets

Net intangible assets consist of the following at December 31:

	2025	2024
Software	\$ 536,922	\$ 517,222
Less: accumulated amortization	(505,047)	(485,641)
Intangible assets, net	\$ 31,875	\$ 31,581

PaintCare Inc.

Notes to Financial Statements
December 31, 2025 and 2024

7. Intangible Assets (continued)

Amortization expense for each year of the estimated remaining lives is estimated to be as follows for the years ending December 31:

2026	\$	15,447
2027		9,861
2028		<u>6,567</u>
Future estimated amortization	\$	<u><u>31,875</u></u>

8. Related Party Transactions

ACA, a related party, is a separate, 501(c)(6) nonprofit organization working to advance the needs of the paint and coatings industry and the professionals who work in it. Through advocacy of the industry and its positions on legislative, regulatory, and judicial issues at the federal, state, and local levels, it acts as an effective ally, ensuring that the industry is represented and fairly considered. ACA also devotes itself to advancing industry efforts with regard to product stewardship, focuses on advancements in science and technology through its technical conferences and journals, as well as online training opportunities. ACA incorporated PaintCare for the sole purpose of implementing programs for post-consumer architectural paint. ACA maintains a controlling interest in PaintCare through the ability to appoint its Board of Directors.

In February 2011, ACA and PaintCare entered into an affiliation agreement whereby ACA charges PaintCare an administrative fee, annually, to cover the following expense categories: allocation of direct labor, occupancy, and infrastructure costs.

For the years ended December 31, 2025 and 2024, the total administrative fees charged by ACA to PaintCare were \$3,966,616 and \$4,099,938, respectively. At December 31, 2025 and 2024, PaintCare owed ACA \$6,419,255 and \$4,458,037, respectively, which is recorded as due to affiliate in the accompanying statements of financial position.

9. Income Taxes

PaintCare is recognized as a tax-exempt organization under Section 501(c)(3) of the Internal Revenue Code, is exempt from income taxes except for taxes on unrelated business activities, and has been determined to not be a private foundation. No tax expense is recorded in the accompanying financial statements for PaintCare, as there was no unrelated business taxable income. Management evaluated PaintCare's tax positions, and concluded that PaintCare's financial statements do not include any uncertain tax positions.

SUPPLEMENTARY INFORMATION

PaintCare Inc.

Statement of Activities, Organized by Program
For the Year Ended December 31, 2025

	Oregon	California	Connecticut	Rhode Island	Minnesota	Vermont	Maine	Colorado	District of Columbia	Washington	New York	Illinois	Maryland	General and Administrative	Total
Operating Revenue and Support															
Paint recovery fees	\$ 4,955,619	\$ 26,365,538	\$ 2,761,377	\$ 747,758	\$ 5,615,138	\$ 1,020,457	\$ 1,397,196	\$ 5,962,855	\$ 425,099	\$ 8,170,072	\$ 16,039,289	\$ 551,944	\$ -	\$ -	\$ 74,012,342
Total operating revenue and support	4,955,619	26,365,538	2,761,377	747,758	5,615,138	1,020,457	1,397,196	5,962,855	425,099	8,170,072	16,039,289	551,944	-	-	74,012,342
Expenses															
Program and delivery services:															
Collection support	47,668	3,350,910	453,426	114,606	507,709	102,076	183,952	452,229	28,864	195,618	706,440	322,296	-	-	6,465,794
Transportation and processing	4,759,082	23,065,884	2,260,790	502,832	4,993,293	541,376	956,824	5,562,175	242,878	7,476,387	6,219,770	254,316	-	-	56,835,607
Communications	483,953	3,403,922	38,639	26,150	15,196	24,385	34,537	186,649	125,305	69,010	3,320,149	114,249	24,457	-	7,866,601
State agency administrative fees	40,000	465,207	20,600	-	12,912	15,000	-	120,000	32,439	71,192	-	10,000	80,000	-	867,350
Professional fees	41,736	79,357	11,915	15,304	22,477	35	9,958	40,505	580	12,850	40,265	29,370	29,691	-	334,043
Other program expenses	288,626	1,209,899	135,995	42,849	270,313	58,491	117,985	444,929	24,528	395,885	859,162	403,338	156,815	-	4,408,815
Total program and delivery services	5,661,065	31,575,179	2,921,365	701,741	5,821,900	741,363	1,303,256	6,806,487	454,594	8,220,942	11,145,786	1,133,569	290,963	-	76,778,210
General and administrative:															
Legal fees	-	-	-	-	-	-	-	-	-	-	-	-	-	56,121	56,121
Management fees	-	-	-	-	-	-	-	-	-	-	-	-	-	3,966,616	3,966,616
Insurance	-	-	-	-	-	-	-	-	-	-	-	-	-	385,657	385,657
Other expense	-	-	-	-	-	-	-	-	-	-	-	-	-	4,741,866	4,741,866
Total general and administrative	-	-	-	-	-	-	-	-	-	-	-	-	-	9,150,260	9,150,260
Total expenses	5,661,065	31,575,179	2,921,365	701,741	5,821,900	741,363	1,303,256	6,806,487	454,594	8,220,942	11,145,786	1,133,569	290,963	9,150,260	85,928,470
Change in Net Assets from Operations	(705,446)	(5,209,641)	(159,988)	46,017	(206,762)	279,094	93,940	(843,632)	(29,495)	(50,870)	4,893,503	(581,625)	(290,963)	(9,150,260)	(11,916,128)
Non-Operating Activities															
Investment return, net	-	-	-	-	-	-	-	-	-	-	-	-	-	4,613,918	4,613,918
Bank interest	-	-	-	-	-	-	-	-	-	-	-	-	-	587,094	587,094
Change in Net Assets Before Allocation of General and Administrative Activities	(705,446)	(5,209,641)	(159,988)	46,017	(206,762)	279,094	93,940	(843,632)	(29,495)	(50,870)	4,893,503	(581,625)	(290,963)	(3,949,248)	(6,715,116)
General and administrative allocation	(392,722)	(3,664,006)	(334,126)	(101,655)	(528,848)	(59,666)	(126,164)	(535,044)	(63,916)	(713,970)	(1,872,062)	(621,390)	(136,691)	9,150,260	-
Investment allocation	-	3,719,477	-	-	406,118	1,448	-	433,829	53,046	-	-	-	-	(4,613,918)	-
Bank interest	47,324	105,235	38,622	11,829	18,546	918	5,455	32,300	3,923	36,399	264,771	13,705	8,067	(587,094)	-
Total Change in Net Assets	(1,050,844)	(5,048,935)	(455,492)	(43,809)	(310,946)	221,794	(26,769)	(912,547)	(36,442)	(728,441)	3,286,212	(1,189,310)	(419,587)	-	(6,715,116)
Net Assets (Deficit), beginning of year	2,875,673	44,203,272	2,838,916	771,537	3,887,413	(137,911)	230,137	5,138,089	637,359	1,981,736	17,184,929	(365,342)	(60,951)	-	79,184,857
Net Assets (Deficit), end of year	\$ 1,824,829	\$ 39,154,337	\$ 2,383,424	\$ 727,728	\$ 3,576,467	\$ 83,883	\$ 203,368	\$ 4,225,542	\$ 600,917	\$ 1,253,295	\$ 20,471,141	\$ (1,554,652)	\$ (480,538)	\$ -	\$ 72,469,741

PaintCare Inc.

Statement of Activities, Organized by Program
For the Year Ended December 31, 2024

	Oregon	California	Connecticut	Rhode Island	Minnesota	Vermont	Maine	Colorado	District of Columbia	Washington	New York	Illinois	Maryland	General and Administrative	Total
Operating Revenue and Support															
Paint recovery fees	\$ 5,210,202	\$ 27,902,745	\$ 3,052,516	\$ 820,714	\$ 6,049,469	\$ 994,440	\$ 1,329,260	\$ 6,435,924	\$ 420,916	\$ 8,438,897	\$ 17,280,221	\$ -	\$ -	\$ -	77,935,304
Total operating revenue and support	5,210,202	27,902,745	3,052,516	820,714	6,049,469	994,440	1,329,260	6,435,924	420,916	8,438,897	17,280,221	-	-	-	77,935,304
Expenses															
Program and delivery services:															
Collection support	110,296	3,500,362	472,724	108,720	549,767	103,951	194,754	511,469	38,462	245,390	524,254	-	-	-	6,360,149
Transportation and processing	4,606,127	23,208,520	2,499,531	475,516	5,044,971	556,739	1,012,680	6,078,292	211,236	6,884,174	5,578,286	-	-	-	56,156,072
Communications	434,518	4,373,623	8,436	55,243	581,543	21,065	5,225	201,121	165,828	40,170	2,904,595	40,340	532	-	8,832,239
State agency administrative fees	40,000	678,974	20,800	-	9,690	15,000	61,234	120,000	31,617	64,557	-	-	-	-	1,041,872
Professional fees	9,232	370,814	25,524	13,635	1,302	133	23,088	16,621	353	31,581	28,929	104,300	39,922	-	665,434
Other program expenses	199,307	1,255,835	120,802	36,306	314,138	56,342	120,555	356,545	40,223	476,039	863,673	138,518	20,497	-	3,998,780
Total program and delivery services	5,399,480	33,388,128	3,147,817	689,420	6,501,411	753,230	1,417,536	7,284,048	487,719	7,741,911	9,899,737	283,158	60,951	-	77,054,546
General and administrative:															
Legal fees	-	-	-	-	-	-	-	-	-	-	-	-	-	427,939	427,939
Management fees	-	-	-	-	-	-	-	-	-	-	-	-	-	4,099,938	4,099,938
Insurance	-	-	-	-	-	-	-	-	-	-	-	-	-	381,621	381,621
Other expense	-	-	-	-	-	-	-	-	-	-	-	-	-	3,798,303	3,798,303
Total general and administrative	-	-	-	-	-	-	-	-	-	-	-	-	-	8,707,801	8,707,801
Total expenses	5,399,480	33,388,128	3,147,817	689,420	6,501,411	753,230	1,417,536	7,284,048	487,719	7,741,911	9,899,737	283,158	60,951	8,707,801	85,762,347
Change in Net Assets from Operations	(189,278)	(5,485,383)	(95,301)	131,294	(451,942)	241,210	(88,276)	(848,124)	(66,803)	696,986	7,380,484	(283,158)	(60,951)	(8,707,801)	(7,827,043)
Non-Operating Activity															
Investment return, net	-	-	-	-	-	-	-	-	-	-	-	-	-	4,157,734	4,157,734
Change in Net Assets Before Allocation of General and Administrative Activities	(189,278)	(5,485,383)	(95,301)	131,294	(451,942)	241,210	(88,276)	(848,124)	(66,803)	696,986	7,380,484	(283,158)	(60,951)	(4,550,067)	(3,669,309)
General and administrative allocation	(407,431)	(3,801,778)	(346,727)	(105,517)	(548,705)	(61,835)	(130,997)	(555,169)	(66,303)	(740,897)	(1,942,442)	-	-	8,707,801	-
Investment allocation	-	3,360,326	-	-	348,243	(17,397)	-	418,365	48,197	-	-	-	-	(4,157,734)	-
Total Change in Net Assets	(596,709)	(5,926,835)	(442,028)	25,777	(652,404)	161,978	(219,273)	(984,928)	(84,909)	(43,911)	5,438,042	(283,158)	(60,951)	-	(3,669,309)
Net Assets (Deficit), beginning of year	3,472,382	50,130,107	3,280,944	745,760	4,539,817	(299,889)	449,410	6,123,017	722,268	2,025,647	11,746,887	(82,184)	-	-	82,854,166
Net Assets (Deficit), end of year	\$ 2,875,673	\$ 44,203,272	\$ 2,838,916	\$ 771,537	\$ 3,887,413	\$ (137,911)	\$ 230,137	\$ 5,138,089	\$ 637,359	\$ 1,981,736	\$ 17,184,929	\$ (365,342)	\$ (60,951)	\$ -	\$ 79,184,857

Appendix C



It's easy to recycle
your leftover paint,
stain, and varnish.

Find a drop-off site near you:
(855) PAINT09 | paintcare.org



Scan the code above or visit
paintcare.org/drop-off-sites
to find your local drop-off site.
Get tips on how to buy the right
amount of paint, use up what's
left, and recycle the rest at
paintcare.org/paint-smarter.

*A nonprofit organization created by paint
companies, PaintCare is committed
to making it easy and convenient to
recycle leftover paint in states with paint
stewardship laws.*

xx-mcen-0924

Mini Card



PaintCare®

RECYCLING MADE EASY

About the Paint Recycling Program

Paint manufacturers created PaintCare, a nonprofit organization, to provide convenient places for households and businesses to recycle leftover paint. PaintCare sets up paint drop-off sites throughout states that pass paint stewardship laws.

✔ PAINTCARE PRODUCTS

These products have a fee when you buy them and are accepted for drop-off at no additional cost:

- Interior and exterior architectural paints: latex, acrylic, water-based, alkyd, oil-based, enamel (including textured coatings)
- Deck coatings, floor paints (including elastomeric)
- Primers, sealers, undercoaters
- Stains
- Shellacs, lacquers, varnishes, urethanes (single component)
- Waterproofing concrete/masonry/wood sealers and repellents (not tar or bitumen-based)
- Metal coatings, rust preventatives
- Field and lawn paints

Leaking, unlabeled, and empty containers are not accepted at drop-off sites.

PAINTCARE FEE

The PaintCare fee is applied to the purchase price of architectural paint as required by law. Sales tax is not applied to the PaintCare fee in Maine. The fee funds collection, transportation, and processing costs. The fee is based on container size as follows:

\$0.00	Half pint or smaller
\$0.50	Larger than half pint up to smaller than 1 gallon
\$1.10	1–2 gallons
\$2.00	Larger than 2 gallons up to 5 gallons

For more information or to find a place to take your unwanted paint for recycling, please ask for the PaintCare brochure, visit paintcare.org, or call (855) PAINT09.

✘ NON-PAINTCARE PRODUCTS

- Paint thinners, mineral spirits, solvents
- Aerosol coatings
- Auto and marine paints
- Art and craft paints
- Caulk, epoxies, glues, adhesives
- Paint additives, colorants, tints, resins
- Wood preservatives (containing pesticides)
- Roof patch and repair
- Asphalt, tar, and bitumen-based products
- 2-component coatings
- Deck cleaners
- Traffic and road marking paints
- Industrial Maintenance (IM) coatings
- Original Equipment Manufacturer (OEM) (shop application) paints and finishes



Recycle Paint at This Store



✓ PAINTCARE PRODUCTS

Paint must be in sealed, original container with original manufacturer label.

- House paint and primers (latex or oil-based)
- Stains
- Deck and concrete sealers
- Clear finishes (e.g., varnishes, shellac)

✗ NON-PAINTCARE PRODUCTS

No leaking, unlabeled, or empty containers

- No aerosol coatings
- No drums or containers larger than 5 gallons
- We cannot accept other hazardous waste or chemicals such as paint thinner, solvents, motor oil, spackle, glue, adhesive, roofing tar, pesticides, cleaning chemicals

Paint is accepted during business hours only. Staff will check all products before accepting.



For a complete list of PaintCare Products, scan the code, ask for the PaintCare brochure, visit www.paintcare.org, or call (855) PAINT09.



PaintCare®
RECYCLING MADE EASY



PaintCare®
RECYCLING MADE EASY

We are a PaintCare Partner

The fee on the sale
of paint in Maine
funds our program.

Recycle with PaintCare

To learn more, visit paintcare.org
or call (855) PAINT09.





PaintCare™

RECYCLING MADE EASY

✓ PaintCare Products

These products have a fee when you buy them and are accepted for drop-off at no additional cost:

- Interior and exterior architectural paints: latex, acrylic, water-based, alkyd, oil-based, enamel (including textured coatings)
- Deck coatings, floor paints (including elastomeric)
- Primers, sealers, undercoaters
- Stains
- Shellacs, lacquers, varnishes, urethanes (single component)
- Waterproofing concrete/masonry/wood sealers and repellents (not tar or bitumen-based)
- Metal coatings, rust preventatives
- Field and lawn paints

Products must be in original containers with original labels.
Latex paint that is dried out and "rock hard" is also acceptable.

✗ Non-PaintCare Products

These products do not have a fee when purchased and are not accepted at drop-off sites:

- Paint thinners, mineral spirits, solvents
- Aerosol paints (spray cans)
- Auto and marine paints
- Arts and crafts paints
- Caulk, epoxies, glues, adhesives
- Paint additives, colorants, tints, resins
- Wood preservatives (containing pesticides)
- Roof patch and repair
- Asphalt, tar, and bitumen-based products
- 2-component coatings
- Deck cleaners
- Traffic and road marking paints
- Industrial Maintenance (IM) coatings
- Original Equipment Manufacturer (OEM) (shop application) paints and finishes

Leaking, unlabeled, and empty containers are not accepted at drop-off sites.

To learn more, please call (855) PAINT09 or visit www.paintcare.org

See a staff member for assistance before dropping off paint for recycling.



PaintCare
RECYCLING MADE EASY

05-MAR-2021

NO DUMPING

STOP!
IT'S ILLEGAL
to dump or abandon
Paint, Oil, or other
Hazardous Waste



THIS AREA MAY BE UNDER
VIDEO SURVEILLANCE

Violators Will Be Prosecuted

LARGE VOLUME PICKUP (LVP) SERVICE

Free Pickups for 100+ Gallons of Leftover Paint



In states where PaintCare operates, households, businesses, and others who have accumulated a large volume of paint may be eligible for PaintCare's free large volume pickup service (LVP) for 100 or more gallons, measured by container size, not liquid volume.

How to Request an LVP



1 Sort and count your paint

Tally the number of each container size and the type of products you have, sorted into two categories:

- Water-based paints and stains
- Oil-based paints and stains and any other program products (sealers and clear top-coat products, such as varnish and shellac)



2 Fill out the request form

Fill out the LVP request form at www.paintcare.org/pickup. Call PaintCare at (855) PAINT09 if you need assistance using the web form.



3 Schedule your pickup

PaintCare staff will either approve your site for a pickup or inform you of the best place to take your paint if you do not meet the requirements. If approved, we will connect you with our licensed transporter to schedule a pickup. It may be several weeks before your pickup occurs.



4 Prepare for your pickup

Sort your products into the two categories as noted above and store them in an area that has easy access for the transporter. The path should be at least four feet wide to accommodate movement of the paint collection bins.

On the day of your pickup, the transporter is responsible for packing the paint into the bins. Once your paint is properly packed and loaded onto the transporter's truck, you will sign a shipping document and receive a copy for your records. Your paint will then be taken to an authorized facility for processing.

To view a full list of accepted products, please visit www.paintcare.org/products. For non-PaintCare products, households should reach out to their local Household Hazardous Waste facility and businesses should contact a licensed hazardous waste transportation company.



Drums and Bulked Paint Are Not Accepted

PaintCare only accepts paint in containers that are 5 gallons or smaller in size. Leave paint in original cans with original labels; do not combine or bulk paint from small cans into larger ones.



With the exception of businesses in Illinois, to use the PaintCare program for oil-based paint, a business must qualify as an exempt generator under federal and any analogous state hazardous waste generator rules. Please visit www.paintcare.org/business-limits for more information on exempt generator rules. If your business does not qualify as an exempt generator, it will not be able to use the program for oil-based paint, but it can still use the program for latex products. (Non-exempt generators may use the pickup service in New York. Contact PaintCare for details.)

For more information, visit www.paintcare.org.

Information for PAINTING CONTRACTORS



PaintCare is a nonprofit organization created by paint companies to help consumers manage leftover paint responsibly. We provide drop-off sites and pickups where households and businesses can clear out leftover paint free of charge for recycling, reuse, and other management.



Convenient Drop-Off Sites

Contractors and their clients can bring paint to PaintCare's drop-off sites year-round. Most sites accept up to 5 gallons per visit; some take more. Find the nearest drop-off sites at www.paintcare.org/drop-off-sites.

Fee and Funding

Paint stewardship laws require a fee to be added by manufacturers to the wholesale price of all paint covered products sold in the states where PaintCare operates. The fee funds PaintCare program operations including paint collection and recycling, consumer education, and program administration.

Fee ranges vary by container size and by state. To find the fee ranges applicable to the products you are purchasing, please visit www.paintcare.org/fee.

The PaintCare fee is only added to the products collected by the program. Visit www.paintcare.org/products for the complete list of accepted and unaccepted products.



Free Pickup Service for Large Volumes

Painting contractors with at least 100 gallons of leftover paint may qualify for a free pickup. Learn more and request an appointment at www.paintcare.org/pickup.



Small containers
(e.g., pints & quarts)
\$0.30–\$0.65



Mid-size containers
(1–2 gallons)
\$0.65–\$1.45



Larger sizes
(up to 5 gallons)
\$1.50–\$2.75

Recommendations for Contractors

When estimating jobs, contractors should take the PaintCare fee into account by checking with suppliers to make sure their quotes for paint products include the fee. PaintCare suggests that painting contractors pass on the fee to customers in order to recoup the cost. Tell customers that quotes include the fee which funds the recycling program they can use.



With the exception of businesses in Illinois, to use the PaintCare program for oil-based paint, a business must qualify as an exempt generator under federal and any analogous state hazardous waste generator rules. Please visit www.paintcare.org/business-limits for more information on exempt generator rules. If your business does not qualify as an exempt generator, it will not be able to use the program for oil-based paint, but it can still use the program for latex products. (Non-exempt generators may use the pickup service in New York. Contact PaintCare for details.)

For more information, visit www.paintcare.org.

Become a RETAIL DROP-OFF SITE



PaintCare is a nonprofit organization created by paint companies to help consumers manage leftover paint responsibly. PaintCare sets up convenient drop-off locations for unwanted or leftover paint throughout each state with a paint stewardship law.

Benefits for PaintCare Drop-Off Sites

- Make recycling of leftover paint more convenient for your customers
- Support the paint industry's effort to lead the way in being responsible for end-of-life management of its products
- Put leftover paint to a beneficial use and keep it out of landfills
- Promote your store's environmental responsibility
- Increase customer foot traffic and sales opportunities
- Help relieve local government of their cost of managing leftover paint
- Be advertised by PaintCare on their website and in consumer outreach efforts
- Help your state conserve resources, keep paint out of the waste stream, and prevent the improper disposal of paint in your community

Drop-Off Sites receive free of charge

- Reusable paint collection bins
- Paint transportation and processing services
- Training materials and staff training at your site
- Program brochures, signage, and customer education materials
- Paint spill kits
- Listing of your store as a drop-off site on our website and in advertisements and promotional materials

Drop-Off Site Responsibilities

- Provide secure storage area for paint collection bins
- Accept all brands of leftover PaintCare products from the public during regular business hours
- Place only PaintCare products in paint collection bins, taking care not to open containers
- Keep paint collection bins neat and properly packed
- Complete minimal paperwork related to tracking outgoing paint shipments
- Ensure all staff maintain training on PaintCare program guidelines and operating procedures
- Display "drop-off site" signs in store window and provide consumers education materials about the program



Most drop-off sites are paint and hardware stores; others are waste transfer stations, recycling centers, landfills, and household hazardous waste (HHW) facilities. There are more than 2,400 drop-off sites across all PaintCare programs.

Participation as a drop-off site is voluntary. However, all retailers in active PaintCare states should 1) be aware of the program, 2) know that the PaintCare fee is applied to the price of architectural paint products, and 3) know that drop-off sites are available throughout the state.

Interested in Becoming a Drop-Off Site?

Fill out the interest form online at
www.paintcare.org/drop-off-site-interest-form.



For more information, visit www.paintcare.org.

MAINE PAINT STEWARDSHIP

for Retailers



PaintCare is a nonprofit organization created by paint companies to help consumers manage leftover paint responsibly. PaintCare sets up convenient drop-off locations for unwanted paint throughout each state with a paint stewardship law. Funding for each program comes from a fee applied to the price of paint sold in the same state.

Participation as a Drop-Off Site is Voluntary

Paint retailers are encouraged to participate as paint drop-off sites. Participating can increase foot traffic and provide an environmentally responsible service for retailers' customers by making it convenient for them to recycle leftover paint. Store staff will screen and accept paint from the public. All supplies, including collection bins, as well as transportation and recycling of the paint, and site training, will be provided by the PaintCare program. PaintCare also promotes sites to the local community.

To become a drop-off site, fill out the interest form: www.paintcare.org/drop-off-site-interest-form/

Requirements of Retailers



1. Check Registered Manufacturers and Brands

Paint manufacturers must register their company with PaintCare, and they must register all architectural paint brands they sell in the state. Retailers may not sell architectural paints in Maine that are not registered. PaintCare publishes lists of registered manufacturers and brands so that retailers can check to see that the products they sell are registered. Please visit www.paintcare.org/manufacturers for current registration lists.



2. Pass on the PaintCare Fee

State law requires that a stewardship fee (PaintCare fee) be applied by manufacturers to the wholesale price of architectural paint sold in store and online in Maine. This fee pays for all aspects of running the program. The fee is remitted by manufacturers to PaintCare. Manufacturers then pass the fee to their dealers and retailers, who add it to the wholesale price of covered products. Retailers should see the PaintCare fee on invoices from suppliers. The law also requires that retailers and distributors apply the fee to the price of architectural paint they sell in stores and online. The fee paid by the customers to the retailers offsets the fee charged to the retailers. This ensures a level playing field for all parties.

Fee ranges vary by container size:



\$0.00

Half pint or smaller



\$0.50

Larger than half pint up to smaller than 1 gallon



\$1.10

1–2 gallons



\$2.00

Larger than 2 gallons up to 5 gallons

COMMON QUESTIONS

How is the fee calculated?

The fee is set to cover the cost of a fully operating program. PaintCare estimated the annual program expenses and sales of architectural paint in Maine and determined a fee structure that will provide the revenue needed to fund the program. PaintCare is a nonprofit organization and operates programs on a state-by-state basis, so the fee may increase or decrease and is different from state to state.

Is sales tax applied to the fee itself?

No. Effective December 1, 2018, sales tax is not applied to the PaintCare fee in Maine. The fee itself is not a tax.

Is the fee a deposit to be returned to customers?

The fee is **not** a deposit. The fee is used entirely to cover the expenses of running the program. The fee is not given back as a deposit for dropping off covered products or empty paint cans (empty cans are not accepted by the PaintCare program).

Are we required to show the fee on receipts?

While it's not required, PaintCare encourages retailers to list the PaintCare fee on purchase receipts to aid in consumer education, and most stores do so. Most states have enacted price accuracy statutes that govern the nature of pricing information that must be disclosed to consumers. Retailers should be mindful that regulators in some states may view their state's laws as requiring retailers to incorporate the PaintCare fee in the product price displayed to consumers, regardless of whether a retailer chooses to break the PaintCare fee out separately on purchase receipts. For more information, visit www.paintcare.org/pricinglaws.

Do we refund the fee if a product is returned?

Yes, the fee should be refunded because it is part of the purchase price.

How does the public know about the fee?

PaintCare provides printed materials for retailers to distribute to the public to help explain the purpose of the fee, how the program works, and how to find a paint drop-off site. Translated materials are available in Spanish and over two dozen other languages, provided upon request. Additional materials can be ordered as needed for no charge. In addition to retailers, PaintCare works with contractor associations to inform professional painting contractors and conducts general outreach campaigns that may include digital and online advertising, direct mail, newspaper, radio, and television.

What products are covered?

PaintCare sites accept house paint as well as primers, stains, sealers, and clear coatings, such as shellac and varnish. All products must be in their original, labeled containers (no larger than five gallons) and must be covered with a secure lid. Certain products are not accepted. Review the list of accepted products at www.paintcare.org/products.

Contact

Agnes Barsalow
Program Coordinator (Maine and Vermont)
(802) 245-4821
abarsalow@paint.org



For more information, visit www.paintcare.org.

THE PAINTCARE FEE

PaintCare is a nonprofit organization created by paint companies to help consumers manage leftover paint responsibly. PaintCare sets up convenient drop-off locations for unwanted paint throughout each state with a paint stewardship law. Funding for each program comes from a fee applied to the price of paint sold in the same state.

Fee and Funding

Paint stewardship laws require retailers to add a fee to architectural paint products and make sure they are not selling unregistered brands of architectural paint. The fee is applied to the purchase price of each container of architectural paint sold. It funds all aspects of the PaintCare program including collection, transportation, and processing of unused postconsumer (leftover) architectural paint, public education about proper paint management, and administrative costs.

The fee is paid to PaintCare by paint manufacturers. This fee is then added to the wholesale and retail purchase price of paint, passing the cost of managing postconsumer paint to everyone who purchases paint. This reduces local and state government costs for paint management and provides funding for a more convenient, statewide paint management program.

Fee ranges vary by container size and by state:



\$0.30–\$0.65

Larger than half pint up to smaller than 1 gallon



\$0.65–\$1.45

1–2 gallons



\$1.50–\$2.75

Larger than 2 gallons up to 5 gallons

The PaintCare fee is not a tax; it does not go to the state. The PaintCare fee is not a deposit; customers don't get it back when dropping off paint. Find all fees at www.paintcare.org/fee.

Setting the Fee

When a new program starts, the fee is set to cover the cost of a fully implemented program. PaintCare estimates annual sales of paint in each state and then divides the cost of the program in that state by the number of containers sold in that state. Next, the fee is adjusted based on container size by taking into consideration the typical percentage of unused paint for each size (e.g., the percentage of unused paint from one 5-gallon container is typically less than from five 1-gallon containers).

PaintCare is a nonprofit organization, so the fee may be decreased if set at a level beyond what is needed to cover program expenses. Likewise, the fee may be increased if PaintCare does not collect enough revenue to cover the costs to operate the state program.

Passing on the Fee

Each state or jurisdiction's law requires retailers to pass on the fee to consumers, ensuring a level playing field for all parties. This requirement includes paint sold online on any e-commerce websites.

Recommendations for Painting Contractors

When estimating jobs, painting contractors should take the PaintCare fee into account by checking with suppliers to make sure their quotes for paint products include the fee. PaintCare suggests that painting contractors pass on the fee to customers in order to recoup the fee they pay. Tell customers that quotes include the fee which funds the recycling program they can use.



Common Questions

Are retailers required to show the fee on receipts?

While it's not required, PaintCare encourages retailers to list the PaintCare fee on purchase receipts to aid in consumer education, and most stores do so. Most states have enacted price accuracy statutes that govern the nature of pricing information that must be disclosed to consumers. Retailers should be mindful that regulators in some states may view their state's laws as requiring retailers to incorporate the PaintCare fee in the product price displayed to consumers, regardless of whether a retailer chooses to break the PaintCare fee out separately on purchase receipts. For more information, visit www.paintcare.org/pricinglaws.

Is the fee taxable?

Yes, the fee is part of the purchase price of paint. Sales tax is collected on the fee in most cases, except in Oregon, a state that does not have a sales tax, and Maine, per supplemental legislation.

Is the fee to be applied to paint sold to customers who are exempt from sales tax?

Yes, government agencies and other organizations that are exempt from sales tax in PaintCare States must still pay the fee, because it is part of the price of paint. However, the fee, like the rest of the product price, should not be taxed for sales tax-exempt organizations.

Do retailers return the fee if someone returns a product?

Yes. The fee should be returned as part of the purchase price.

How does the public know about the fee?

PaintCare provides public education materials to retailers. These materials explain the purpose of the fee, where to take paint for recycling, and other information about the program. When a new state program begins, PaintCare mails a package of materials to retailers. As needed, retailers may order additional free materials from PaintCare at any time. In addition to retailer information, PaintCare works with contractor associations to provide information to trade painters and conducts general outreach including newspaper, radio, television, and online advertising.

How do we as retailers know what products to put the fee on?

Suppliers' invoices should indicate that you are being charged the fee, so you simply pass on the fee for those items. Additionally, PaintCare and each state's oversight agency list all architectural paint manufacturers and brands that are registered for the program on their websites. Retailers may not sell brands that are not registered with the program. If your store sells architectural coatings that are not on the list of registered products, please notify PaintCare so we can contact the manufacturer to get them registered.

What products are covered?

The products accepted at PaintCare drop-off sites are the same products that have a fee when they are sold. PaintCare sites accept house paint as well as primers, stains, sealers, and clear coatings, such as shellac and varnish. All products must be in their original, labeled containers (no larger than 5 gallons) and must be covered with a secure lid. Certain products are not accepted. Review the list of accepted products at www.paintcare.org/products.

For New Programs: Do we apply the fee to sales on the first day of the program for inventory purchased before the first day of the program, even though we didn't pay a fee for the product to the distributor or manufacturer?

Yes, retailers must add the fee on all covered products sold on or after the first day of the program, regardless of when (before or after program launch) they were purchased from the distributor or manufacturer.

For more information, visit www.paintcare.org.

PaintCare is a nonprofit organization created by paint companies to help consumers manage leftover paint responsibly. PaintCare sets up convenient drop-off locations for unwanted paint throughout each state with a paint stewardship law. Most PaintCare sites are paint and hardware stores, but solid waste facilities including transfer stations, recycling centers, landfills, and household hazardous waste (HHW) facilities also participate.

To become a drop-off site, fill out the interest form: www.paintcare.org/drop-off-site-interest-form/.

Benefits for PaintCare Drop-Off Sites

- Transportation and recycling costs of accepted products are paid by PaintCare
- Recycling leftover paint is more convenient for customers
- Help relieve local government of their cost of managing leftover paint
- Conserve resources, keep paint out of the solid waste stream, and prevent the improper disposal of paint
- Optional: offer paint in good condition for reuse and receive reimbursement: www.paintcare.org/paintshare

Drop-Off Site Responsibilities

- Provide secure storage area for paint collection bins
- Accept all brands of leftover PaintCare products from the public during operating hours
- Place only PaintCare products in paint collection bins
- Keep paint collection bins neat and properly packed
- Complete minimal paperwork related to tracking outgoing paint shipments
- Ensure all staff maintain training on PaintCare drop-off site guidelines and operating procedures

PaintCare Provides

- Reusable paint collection bins
- Training materials and staff training at your site
- Program brochures, signage, and customer education materials
- Listing your drop-off site on PaintCare website and in ads and promotional materials (optional)
- Compensation for value-added services including paint reuse programs and bulking of oil-based paint

Common Questions

Will becoming a PaintCare drop-off site require operational changes?

No. Your facility may continue to restrict who can access the paint collection program at your site. If your facility only serves a specific geographic region (e.g., towns, cities, or counties), you will not be required to serve customers that live outside of that area. Similarly, if your facility is not permitted to accept business waste, you will not be required to do so. (PaintCare retail sites accept paint from households and businesses.)

How do billing and payments work?

In the most common scenario, when your site ships out PaintCare products, the transporter sends PaintCare an invoice directly. This avoids the need for reimbursement. If your site also contracts with PaintCare for value-added services such as paint reuse, your program sends an invoice to PaintCare for reimbursement.

What products are covered?

PaintCare sites accept house paint as well as primers, stains, sealers, and clear coatings, such as shellac and varnish. All products must be in their original, labeled containers (no larger than five gallons) and must be covered with a secure lid. Certain products are not accepted. Review the list of accepted products at www.paintcare.org/products.

Water-Based (Latex) Paint is a Resource

PaintCare aims to conserve resources by maximizing paint recycling. HHW programs that previously did not accept water-based paint now have a better solution than encouraging consumers to dry it out and place it in the trash.

SOLID WASTE FACILITIES INCLUDING TRANSFER STATIONS, RECYCLING CENTERS, AND LANDFILLS



PaintCare is a nonprofit organization created by paint companies to help consumers manage leftover paint responsibly. PaintCare sets up convenient drop-off locations for unwanted paint throughout each state with a paint stewardship law. Most PaintCare sites are paint and hardware stores, but solid waste facilities including transfer stations, recycling centers, landfills, and household hazardous waste (HHW) facilities also participate.

To become a drop-off site, fill out the interest form: www.paintcare.org/drop-off-site-interest-form/.

Benefits for PaintCare Drop-Off Sites

- Transportation and recycling costs of accepted products are paid by PaintCare
- Recycling leftover paint is more convenient for customers
- Help relieve local government of their cost of managing leftover paint
- Conserve resources, keep paint out of the solid waste stream, and prevent the improper disposal of paint
- Optional: offer paint in good condition for reuse and receive reimbursement: www.paintcare.org/paintshare

Drop-Off Site Responsibilities

- Provide secure storage area for paint collection bins
- Accept all brands of leftover PaintCare products from the public during operating hours
- Place only PaintCare products in paint collection bins, taking care not to open containers
- Keep paint collection bins neat and properly packed
- Complete minimal paperwork related to tracking outgoing paint shipments
- Ensure all staff maintain training on PaintCare drop-off site guidelines and operating procedures

PaintCare Provides

- Reusable paint collection bins
- Training materials and staff training at your site
- Program brochures, signage, and customer education materials
- Listing your drop-off site on PaintCare website and in ads and promotional materials (optional)

Common Questions

Will becoming a PaintCare drop-off site require operational changes?

No. Your facility may continue to restrict who can access the paint collection program at your site. If your facility only serves a specific geographic region (e.g., towns, cities, or counties), you will not be required to serve customers that live outside of that area. Similarly, if your facility is not permitted to accept business waste, you will not be required to do so. (PaintCare retail sites accept paint from households and businesses.)

How can PaintCare benefit Solid Waste Facilities?

Solid waste facilities that generate leftover paint but are not PaintCare drop-off sites can use PaintCare's drop-off sites or free pickup service for 100+ gallons of paint.

What products are covered?

PaintCare sites accept house paint as well as primers, stains, sealers, and clear coatings, such as shellac and varnish. All products must be in their original, labeled containers (no larger than five gallons) and must be covered with a secure lid. Certain products are not accepted. Review the list of accepted products at www.paintcare.org/products.

Water-Based (Latex) Paint is a Resource

PaintCare aims to conserve resources by maximizing paint recycling. HHW programs that previously did not accept water-based paint now have a better solution than encouraging consumers to dry it out and place it in the trash.

JOINT OUTREACH PROJECTS

for government agencies partnering with PaintCare



If you are a local government that has partnered with PaintCare, we offer limited funding support for outreach activities that promote the PaintCare program. We are most interested in partnering with you when setting up new PaintCare sites, where participation is low, or to promote one-day household hazardous waste events to boost the amount of paint collected. We support costs for radio, newspaper, social media, and direct mail, and will consider other media.

Joint Outreach Application Process

Project budgets and all creative work must be reviewed and approved by PaintCare. Creative work includes text, images, and scripts. All projects must include PaintCare's website address and logo and mention that other PaintCare drop-off sites can be found at www.paintcare.org. Please complete our Proposal Form for Joint Outreach Projects on the Waste Facilities page at www.paintcare.org/waste-facilities or email smeteer@paint.org with questions. PaintCare can provide artwork and photos you can use for creating drafts.

Your Responsibilities

At the start of each project, we request that you provide PaintCare with draft text, dimensions and/or specs, and due dates for the materials.

- **Brochures & Postcards:** You are responsible for sending artwork files to your printer, coordinating mailings, and distribution. After the project is completed, we request a description of how, when, and where the piece was distributed and an electronic copy of the final piece.
- **Newspaper:** You are responsible for scheduling and sending artwork files to the newspaper. After the project is completed, we request a list of run dates for each newspaper and a scan of each ad.
- **Radio:** You are responsible for providing the pre-approved scripts to the stations and handling scheduling. After the project is completed, we request you provide text of the final script with a list of run dates and times.
- **Digital Media & Other:** We are open to other types of projects such as digital advertising and social media campaigns, as well as other forms of outreach. Please coordinate details in advance and send PaintCare supporting documentation along with your invoice so we have a record of the projects and examples to show others.

Design Assistance

PaintCare can assist with basic layout and graphic design for print and digital projects. When we provide this type of assistance, we will provide electronic files for you to send for printing or ad placement. Other than editing and commenting on scripts, we do not provide in-house assistance with audio or video production. Please allow plenty of time for project planning, approvals, and editing. Depending on the time of year, this may take 4–8 weeks.

Reimbursement

PaintCare provides reimbursements for approved projects only. We do not provide money up front, pay vendors directly, or accept requests for reimbursements on projects that have already been completed. Generally, PaintCare will reimburse costs for approved projects proportional to the amount of the project dedicated to PaintCare information. Funding amounts may also differ depending on available resources and our other outreach taking place in your area.

To be reimbursed after the project is completed, send an invoice from your government agency, samples of final pieces, and copies of invoices from your vendors to paintcare@bill.com and copy Stacy Meteer at smeteer@paint.org. The "To:" space on the invoice should be addressed to PaintCare, 901 New York Ave NW, Suite 300 West, Washington DC, 20001. In the space for purchase orders please write "6369 Communications: Other, Joint Projects – *[INSERT YOUR STATE]*"

For more information, visit www.paintcare.org.

REUSE PROGRAMS

Compensation and Reporting



PaintCare encourages household hazardous waste programs (i.e., swap shops or exchanges) and reuse stores to operate paint reuse programs. Reuse programs return good quality, unused paint to the local community at low or no cost. Reuse is a preferred method of waste management. To encourage reuse, PaintCare will compensate paint drop-off sites operating a reuse program under a contract with PaintCare.

Operating a Reuse Program

Any PaintCare products (qualifying paint, stain, and varnish as defined by PaintCare – please see www.paintcare.org/products) that are distributed through reuse programs must be in their original container, have an original label, and be in good physical and aesthetic condition. Contents must be liquid and relatively new. Containers should be closed securely before being placed in the reuse storage area.

Customers must sign a waiver form explaining that the paint is taken “as-is” with no guarantee of quality or contents. The customer is required to read, complete, and sign the form, and site staff members are required to verify and record what has been taken by the customer. If a reuse facility does not use a waiver form, the facility accepts the liability for the materials. The staff must record the number of containers taken by each participant and the total estimated volume on the log.



Reuse room at the Household Hazardous Waste Facility at the Yolo County Central Landfill in Woodland, CA.

Track and Report by Volume (gallons)

- Containers may contain any amount of paint in them
- Sites must determine and report total gallons of latex paint and total gallons of oil-based paint distributed for reuse
- Compensation is provided at \$1.60 per gallon

The site must track and report the actual volume of paint in the containers using an internal methodology (e.g., weigh the cans on a scale, estimate weight by hand, do visual inspection). The methodology must be provided to PaintCare upon request.

For more information, visit www.paintcare.org.

Appendix D



2025 Annual Survey Results

prepared by



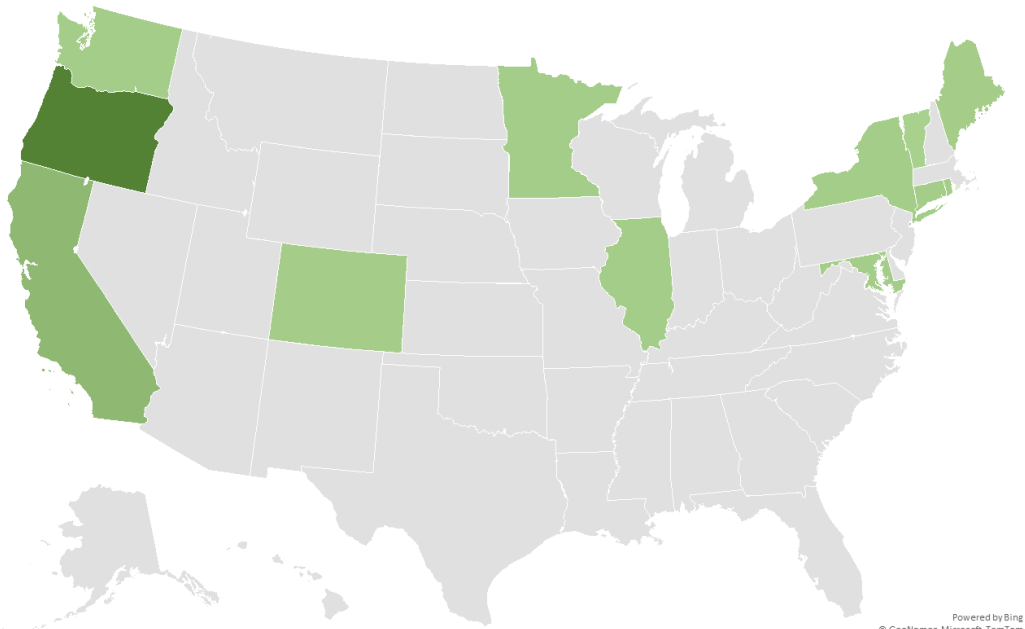
Table of Contents

Response Summary	page 3
Respondent Profiles	page 4
Source Reduction Behaviors	page 12
Paint Recycling and Disposal Awareness	page 28
Awareness Matrices	page 35
Recycling Process Awareness and Behaviors	page 40
Paint Recycling Future Intentions	page 49
Advertising and Marketing Considerations	page 66

APPENDIX 1: The Impact of Profiles on Results (Cross-Tabs)	page 73
APPENDIX 2: State/District Results	Encl.

Response Summary

- ❖ 4,773 surveys were conducted in 12 states plus the District of Columbia in September-October 2025.
- ❖ 4,406 completed the entire survey. These respondents were used for the analysis presented herein.
- ❖ Panel research methodologies were applied to attain a representative distribution of results by gender, age, ethnicity, and income.
- ❖ Surveyed consumers were all over the age of 18.



	Total Surveys	Partial Surveys	Full Surveys	Margin of Error*
California	582	81	501	+/-3%
Colorado	283	33	250	+/-5%
Connecticut	255	5	250	+/-5%
District of Columbia (DC)	276	23	253	+/-5%
Illinois	273	23	250	+/-5%
Maine	270	19	251	+/-5%
Maryland	276	26	250	+/-5%
Minnesota	270	20	250	+/-5%
New York	273	23	250	+/-5%
Oregon	1272	71	1201	+/-2%
Rhode Island	266	16	250	+/-5%
Vermont	213	13	200	+/-6%
Washington	264	14	250	+/-5%
Total	4773	367	4406	

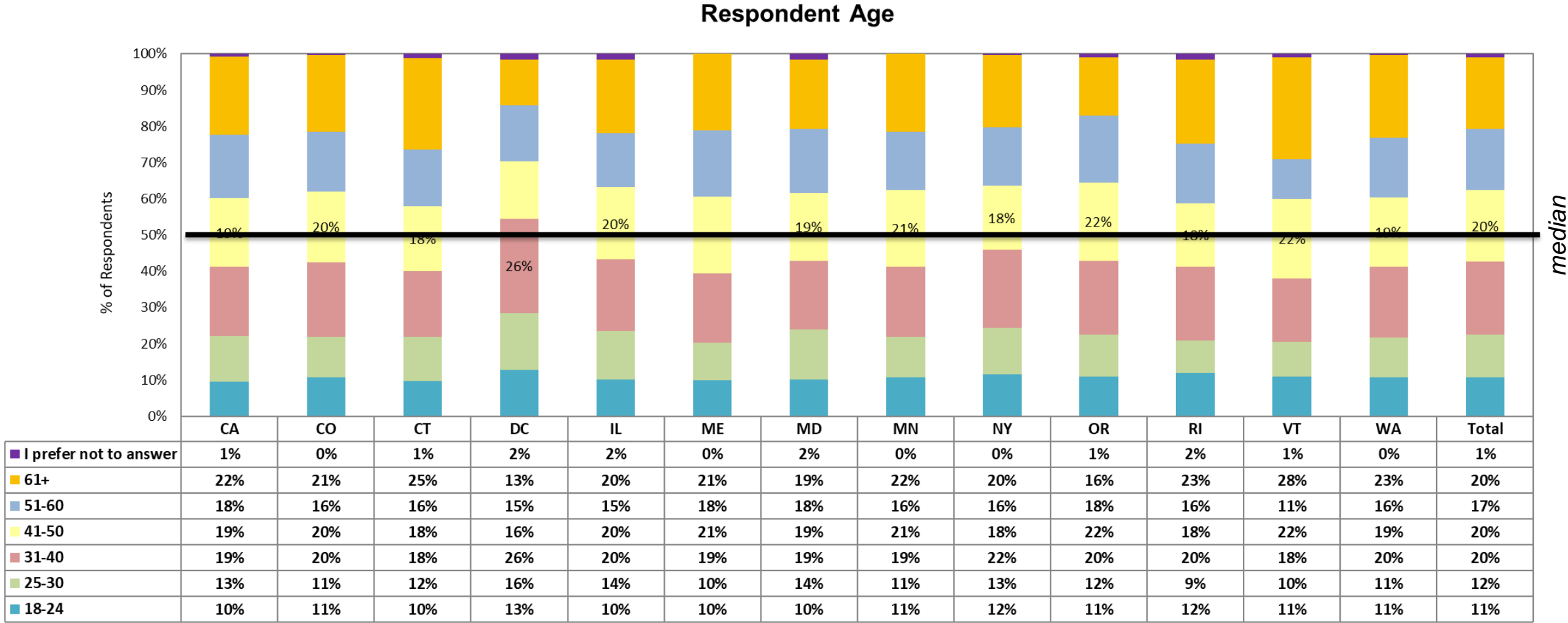
*at a 90% level of confidence



RESPONDENT PROFILES

Profile of Respondents - Age

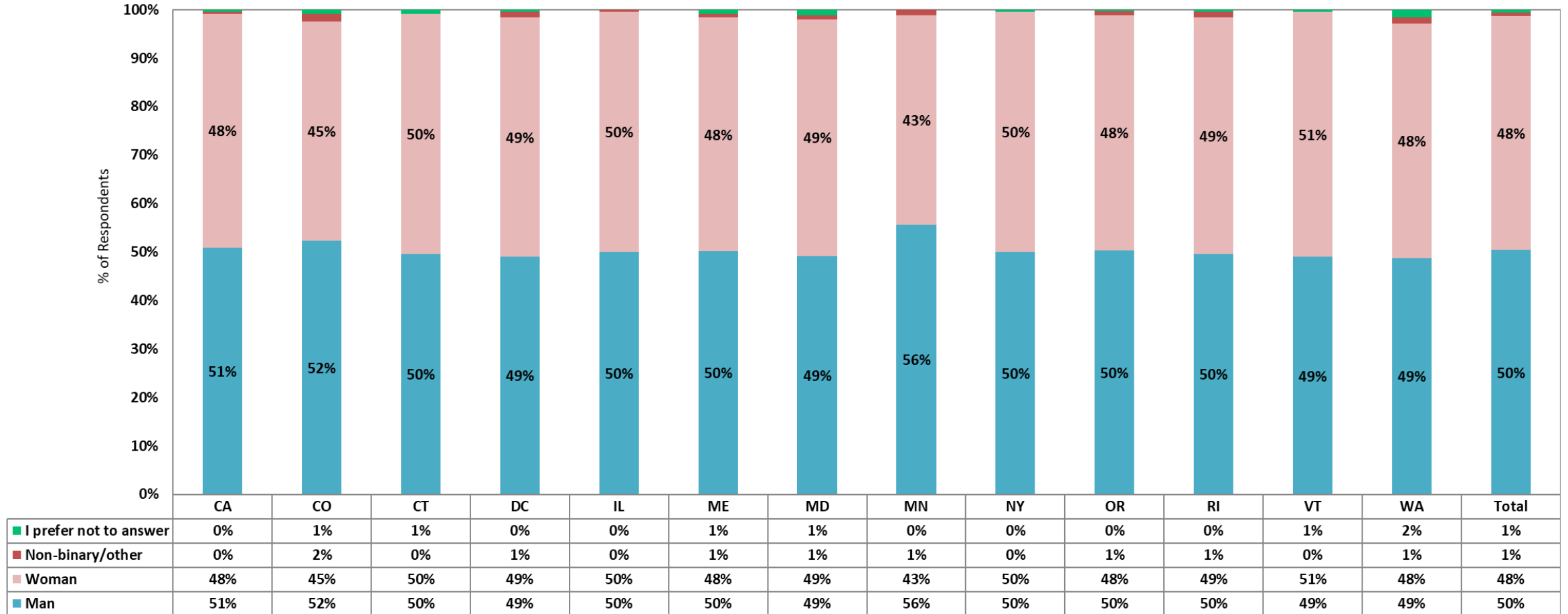
- ❖ A good mix of age ranges was represented in each state's/district's sample.
- ❖ The median age was 41-50 overall in all states; 31-40, in the District of Columbia (as was the case last period).
- ❖ Variances can be attributed to state/district characteristics and sample availability.



Profile of Respondents - Gender

- ❖ The respondent base was fairly evenly split between men and women in each state/the district.
- ❖ Small variances can be attributed to sample availability.

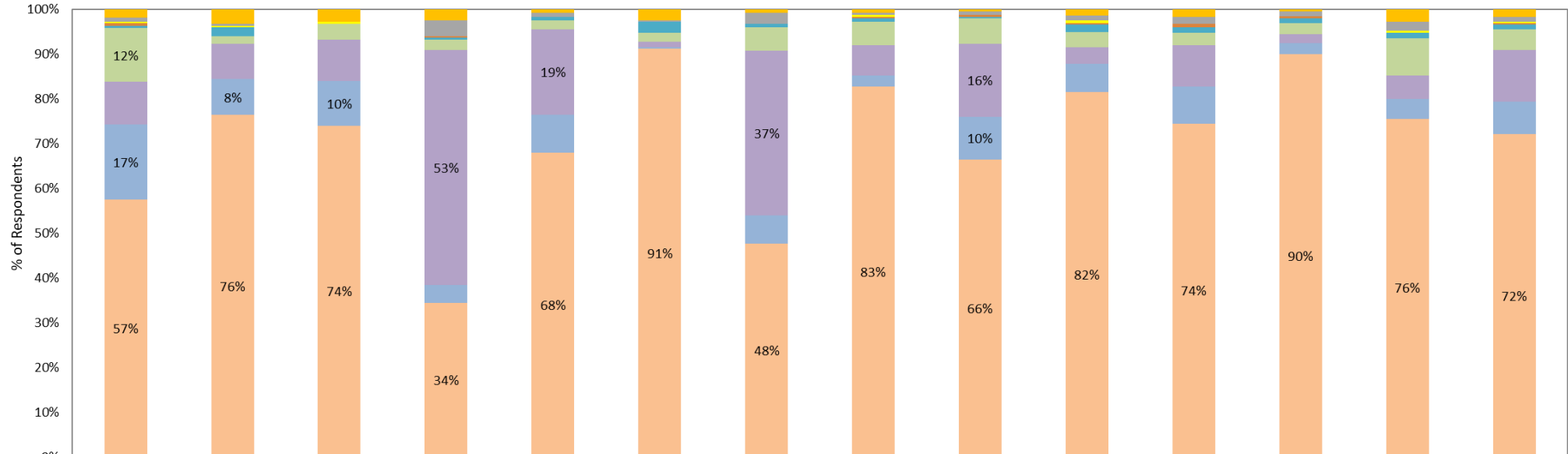
Gender Identity



Profile of Respondents - Ethnicity

- ❖ 72% of all respondents identified themselves as white (the same as in last period).
- ❖ However, there were variances within states/the district. Consistent with census data, D.C. and Maryland had the highest proportion of Black/African American respondents; California, Hispanic/Latino and Asian respondents; Vermont/Maine, white respondents.

Respondent Ethnicity



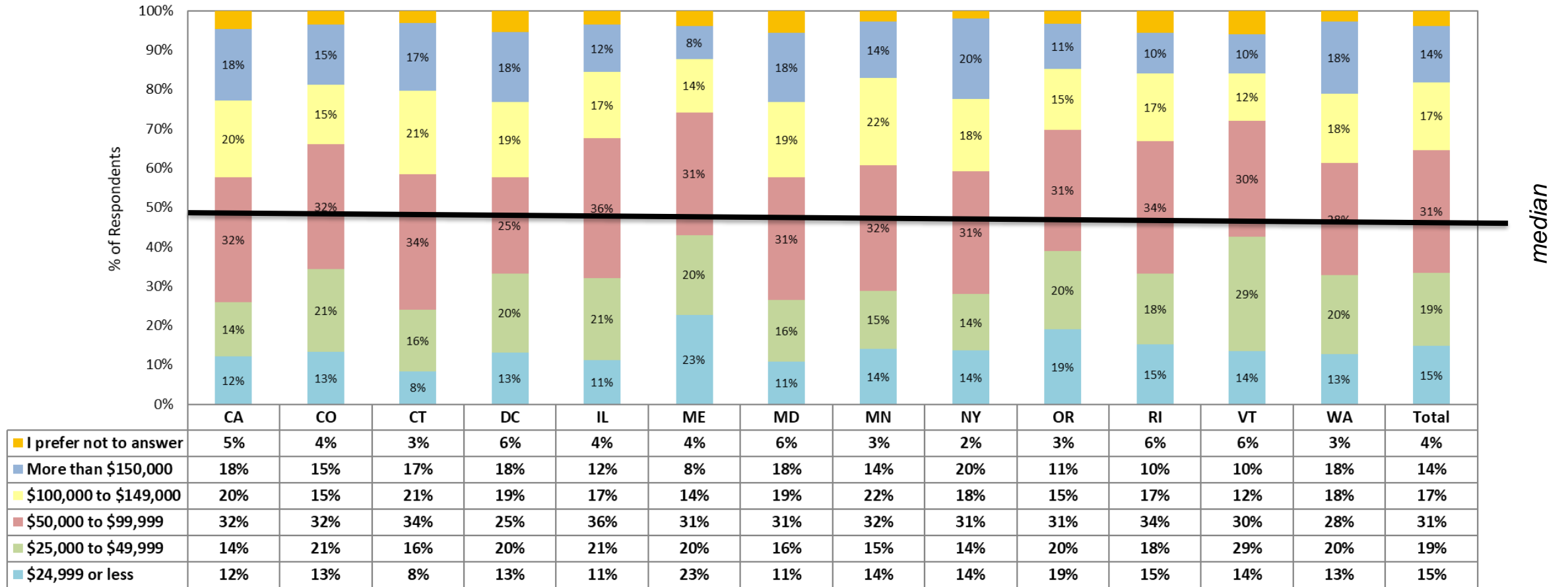
	CA	CO	CT	DC	IL	ME	MD	MN	NY	OR	RI	VT	WA	Total
Other*	2%	3%	3%	2%	1%	2%	1%	1%	0%	1%	2%	1%	3%	2%
I prefer not to answer	1%	0%	0%	4%	1%	0%	2%	0%	1%	1%	2%	1%	2%	1%
Some other race, ethnicity or origin	0%	0%	0%	0%	0%	0%	0%	0%	0%	0%	0%	0%	0%	0%
Native Hawaiian or Other Pacific Islander	0%	0%	0%	0%	0%	0%	0%	0%	0%	1%	0%	0%	0%	0%
Middle Eastern or North African	1%	0%	0%	0%	0%	0%	0%	0%	0%	0%	1%	1%	0%	0%
American Indian or Alaska Native	1%	2%	0%	0%	1%	2%	1%	1%	0%	2%	1%	1%	1%	1%
Asian	12%	2%	4%	2%	2%	2%	5%	5%	6%	3%	3%	3%	8%	5%
Black or African American	10%	8%	9%	53%	19%	1%	37%	7%	16%	4%	9%	2%	5%	12%
Hispanic, Latino or Spanish origin	17%	8%	10%	4%	8%	0%	6%	2%	10%	6%	8%	3%	4%	7%
White	57%	76%	74%	34%	68%	91%	48%	83%	66%	82%	74%	90%	76%	72%

*Other Ethnicities: Bi-Racial/Mixed Race, Eurasian, Greek, European American, Irish, Bantu, American, Human, Jewish, Native American, Italian, Hungarian

Profile of Respondents - Income

❖ The median household income level for respondents in each state/district was \$50-99K per year.

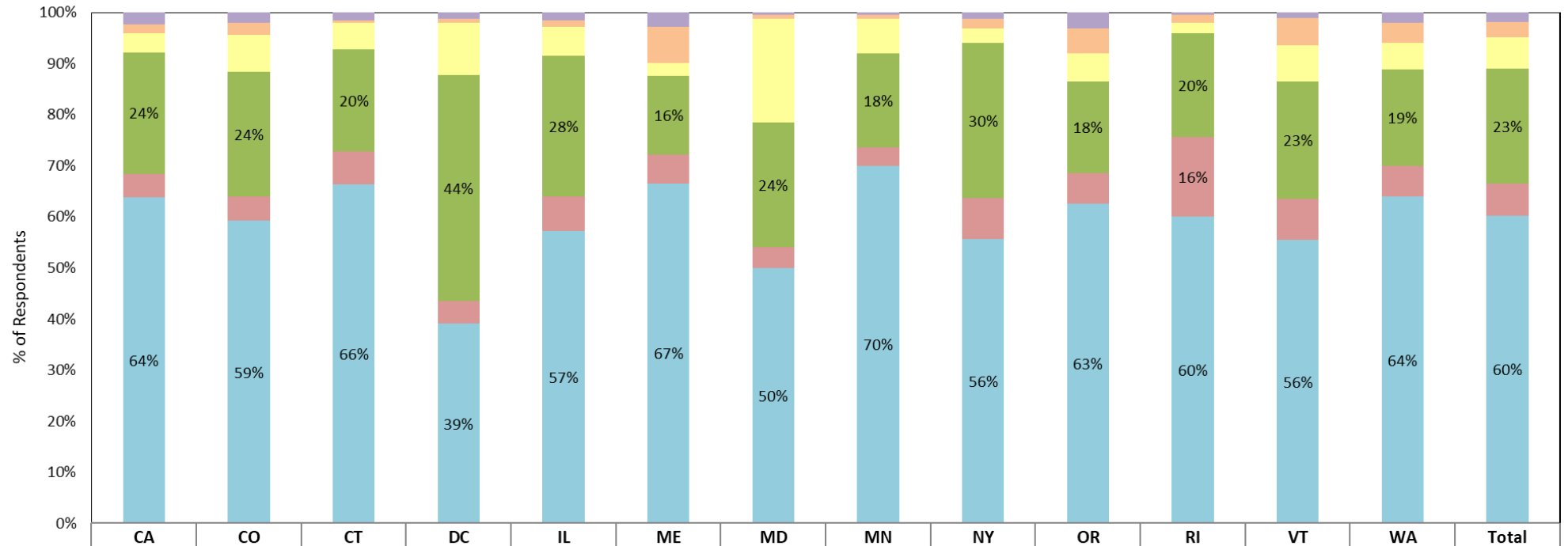
Respondent Annual Household Income



Profile of Respondents – Dwelling Type

- ❖ 60% of respondents live in a single-family home (the same as last period).
- ❖ Condominium/apartment living was more predominant in D.C. and New York.

Respondent Dwelling Type



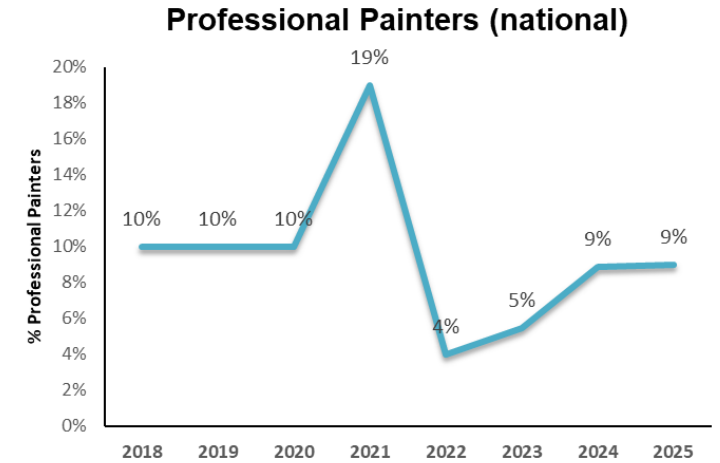
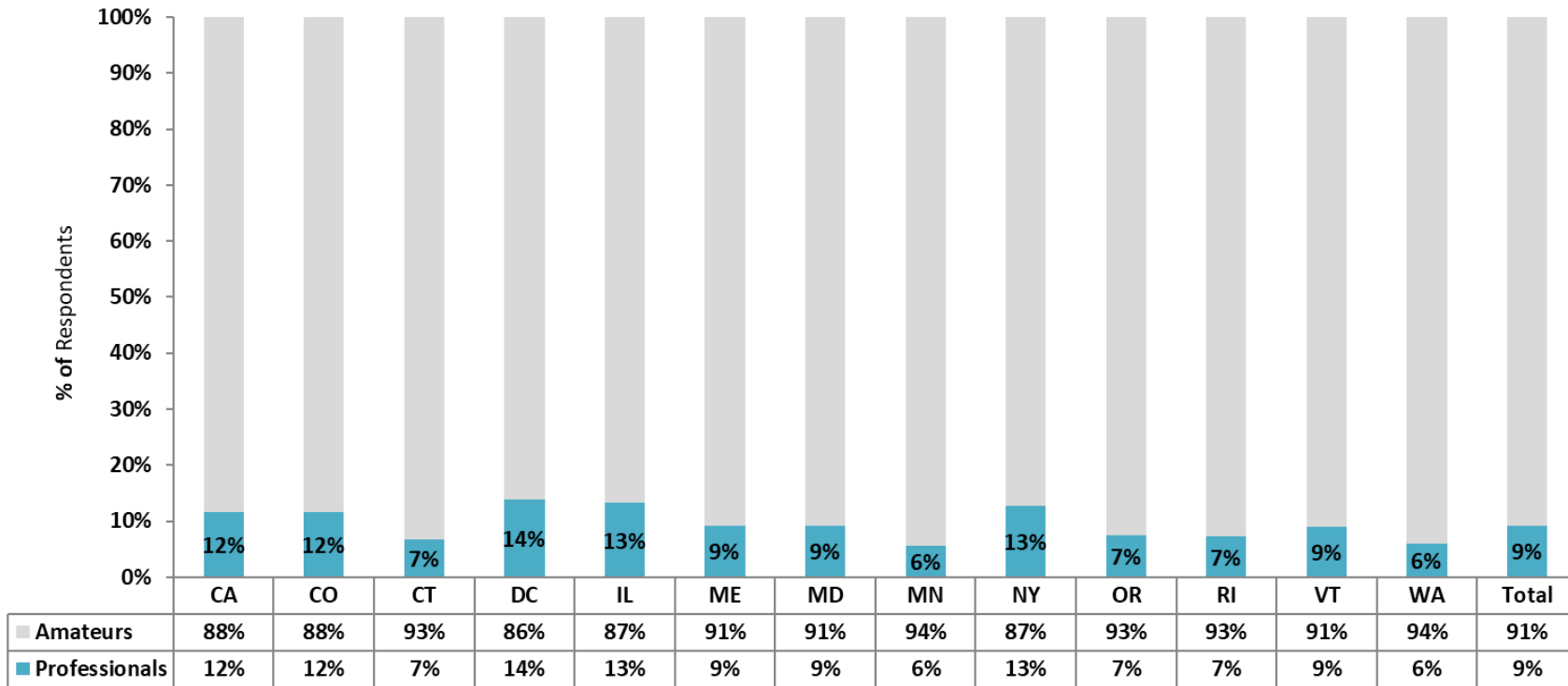
	CA	CO	CT	DC	IL	ME	MD	MN	NY	OR	RI	VT	WA	Total
Other*	2%	2%	2%	1%	2%	3%	0%	0%	1%	3%	0%	1%	2%	2%
Mobile Home	2%	2%	0%	1%	1%	7%	1%	1%	2%	5%	2%	6%	4%	3%
Townhome	4%	7%	5%	10%	6%	2%	20%	7%	3%	5%	2%	7%	5%	6%
Condominium or Apartment Building	24%	24%	20%	44%	28%	16%	24%	18%	30%	18%	20%	23%	19%	23%
Two or Three-Family House	5%	5%	6%	4%	7%	6%	4%	4%	8%	6%	16%	8%	6%	6%
Single-Family House	64%	59%	66%	39%	57%	67%	50%	70%	56%	63%	60%	56%	64%	60%

*Other Dwelling Types: assisted living / nursing home, boat, cabin, camper, communal living, converted bus, dorm, duplex, group home, homeless shelter, garage, motel, motor home, rented room, tent, trailer, with parents/friends

Profile of Respondents – Paint-Related Professions

- ❖ 9% of all respondents identified as professional painters, the same as last year.
- ❖ The greatest percentages of professional painters were in D.C., Illinois and New York.

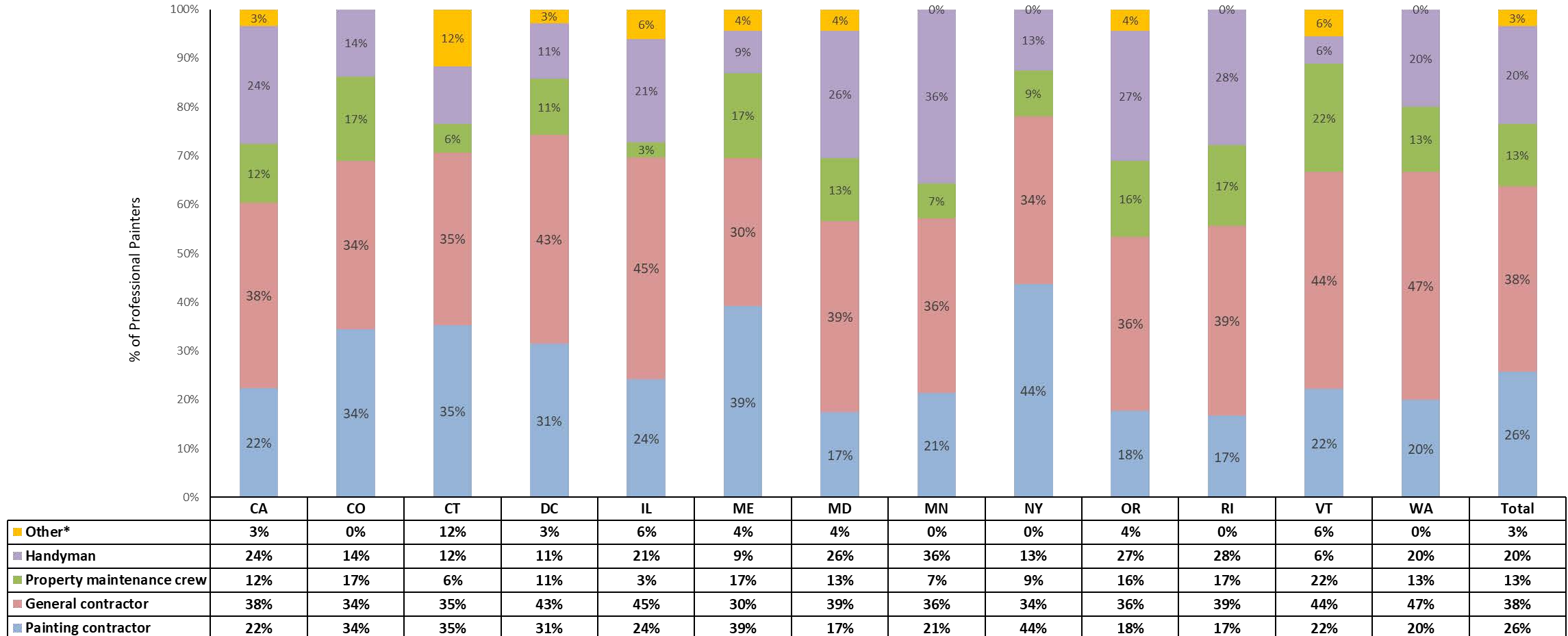
Do you paint professionally (NOT as an artist)?



Profile of Respondents – Painter Types

- ❖ Professional painter respondents were mostly general contractors (38%) and painting contractors (26%).
- ❖ Results varied by state/district. For example, respondents were more commonly general contractors in Washington and Illinois; handymen, in Minnesota and Rhode Island; painting contractors, in New York and Maine.

What type of professional painter are you?



*Other Professions: artist, commercial contract painter

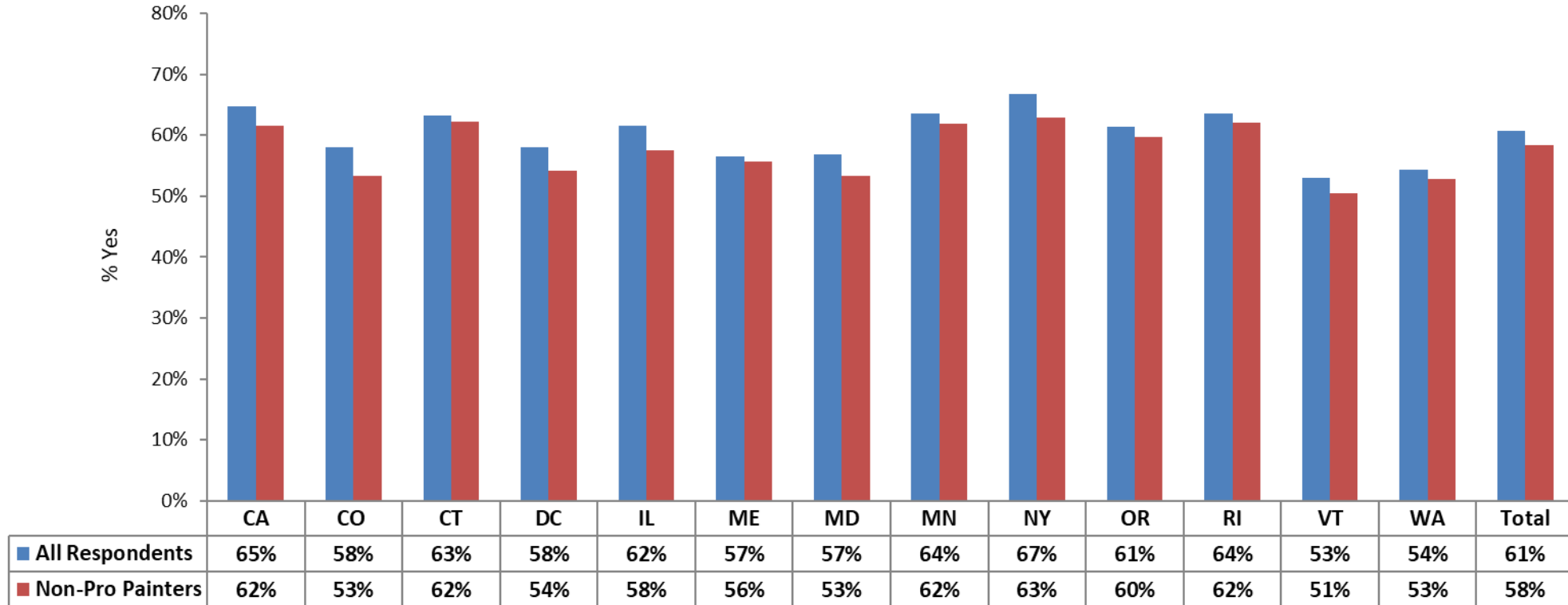


SOURCE REDUCTION BEHAVIORS

Recency of Paint Purchases

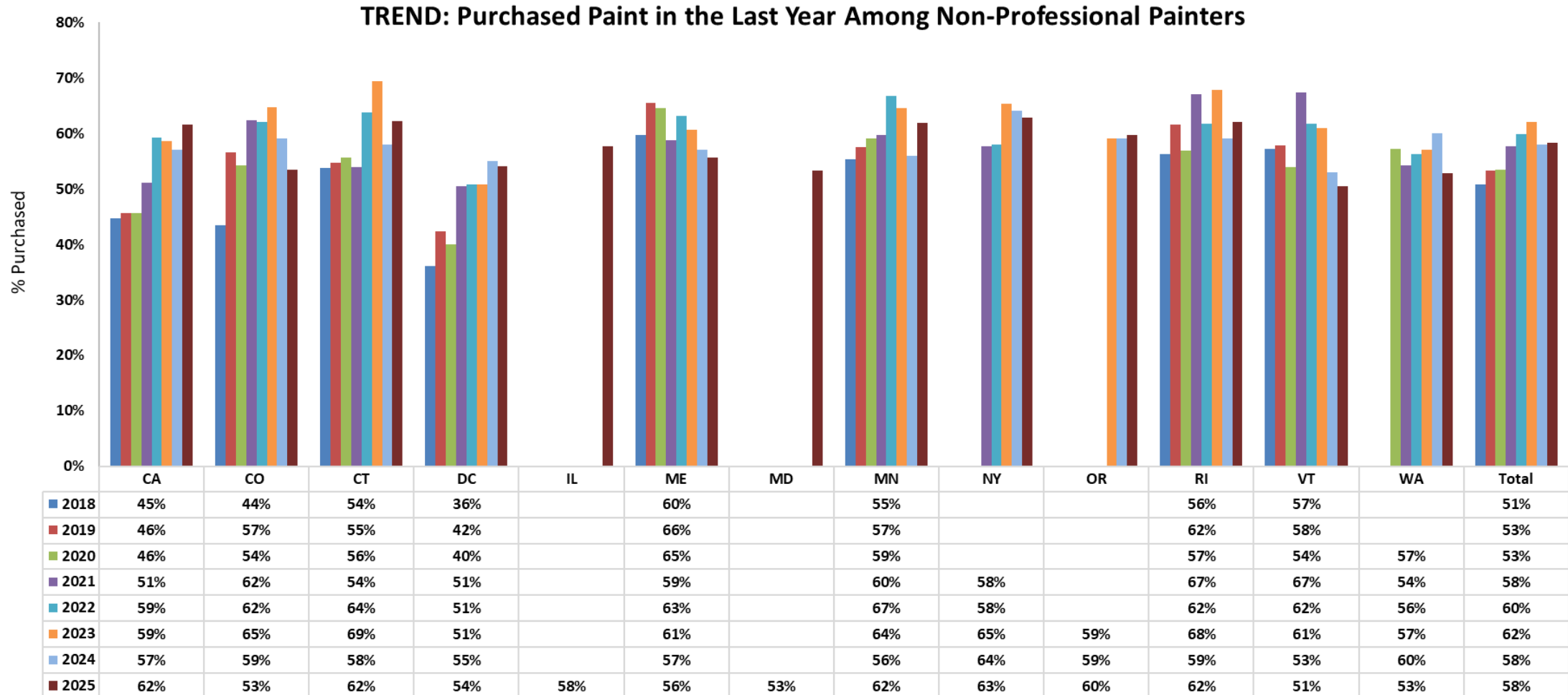
- ❖ More than half of respondents bought paint in the last year, both overall (61%) and among the subset of non-professionals (58%).
- ❖ The gap between all respondents (blue) and non-professional painters (red) can be explained by the fact that 85% of professional painters nationally bought paint in the past, driving the overall average up.
- ❖ *Note: data is not shown for professional painters in individual states/the district due to low sample sizes.*

Have you purchased paint in the last year?
(primer, interior or exterior house paint, stain, deck sealer, and clear finishes like varnish)



TREND: Recency of Paint Purchases Among End Consumers

- ❖ Purchase recency trend data are shown as a percentage of non-professionals (end-consumers).
- ❖ Overall, paint purchases stayed about the same in 2025 as in 2024 among non-professionals.
- ❖ However, results varied by state/district. For example, paint purchases increased in California and Minnesota while dipping in Washington and Colorado.



Determination of Paint Quantity Needs

- ❖ Across all states/the district, the most common methods respondents used to determine the amount of paint to buy were taking measurements of the project area themselves and asking a salesperson for assistance.
- ❖ These are the same top two methods identified in prior years.

How did you determine right amount of paint to buy? (Select all that apply)

Method	CA	CO	CT	DC	IL	ME	MD	MN	NY	OR	RI	VT	WA	Total
Took measurements of project area and estimated myself	36%	45%	37%	39%	38%	44%	42%	48%	35%	50%	33%	46%	39%	42%
Asked a salesperson for assistance with calculating	50%	37%	36%	51%	41%	31%	39%	33%	38%	34%	42%	31%	35%	38%
Followed instructions on the label	26%	24%	24%	34%	32%	20%	29%	26%	29%	23%	18%	21%	21%	25%
Looked up recommendations online	29%	22%	20%	37%	29%	20%	25%	20%	34%	22%	18%	19%	25%	24%
Used a web-based "paint calculator" tool that helps you figure out the right amount	23%	25%	16%	28%	22%	13%	25%	11%	23%	18%	12%	15%	23%	20%
Other*	4%	6%	8%	3%	6%	6%	5%	4%	0%	6%	6%	8%	7%	5%
None of the above	4%	6%	5%	1%	3%	6%	4%	6%	3%	4%	3%	2%	3%	4%

Shown as a percentage of all respondents

*Other – Past experience, asked someone else, contractor purchased, estimated/approximated, guessed, bought a can at a time

Success in Determination of Paint Quantity Needs

- ❖ More than half of respondents (55%) said they purchased more paint than they needed for the project.
- ❖ About a third (36%) purchased the right amount; the minority, less than they needed (7%).
- ❖ Results were fairly consistent across all states/the district.

When you initially purchased paint did you buy...?

Amount	CA	CO	CT	DC	IL	ME	MD	MN	NY	OR	RI	VT	WA	Total
More than I needed for the project	57%	54%	52%	53%	53%	55%	57%	57%	57%	54%	60%	56%	54%	55%
The right amount for the job such that there was little to none leftover	36%	39%	39%	39%	38%	36%	36%	30%	40%	35%	34%	34%	38%	36%
Less than I needed for the project	5%	7%	7%	7%	7%	7%	6%	13%	3%	9%	6%	9%	5%	7%
Unsure	2%	0%	2%	1%	2%	2%	1%	1%	0%	2%	0%	1%	3%	1%

Shown as a percentage of all respondents

Reasons for Excess Paint Purchases

- ❖ The top two reasons for excess paint purchases were to have extra for later touch-ups (61%) and to avoid having to go back out to buy more (53%). These were the top two reasons across all states/the district (highlighted in yellow).
- ❖ Overall, 35% wanted to have extra paint for later projects; 25%, for multiple coats.
- ❖ 14% said they were unsure how to calculate the right amount.

Why did you buy more paint than you needed? (Select all that apply)

Reason	CA	CO	CT	DC	IL	ME	MD	MN	NY	OR	RI	VT	WA	Total
I wanted to save some for touch-ups.	57%	68%	60%	60%	51%	57%	67%	63%	58%	64%	52%	66%	65%	61%
I did not want to run out and then need to get more.	47%	61%	52%	44%	68%	54%	56%	61%	41%	54%	55%	44%	62%	53%
I wanted to save some for future projects.	34%	35%	38%	40%	33%	34%	37%	33%	29%	37%	24%	34%	36%	35%
I wanted to account for multiple coats of paint.	19%	27%	22%	19%	39%	33%	31%	21%	18%	25%	15%	36%	26%	25%
I was unsure how to calculate the right amount.	17%	13%	10%	19%	17%	13%	20%	6%	16%	12%	18%	12%	18%	14%
It's more cost-effective to buy more.	13%	11%	7%	17%	12%	13%	11%	8%	10%	15%	8%	7%	9%	12%
Other*	3%	1%	2%	0%	1%	4%	0%	3%	3%	2%	3%	3%	4%	3%

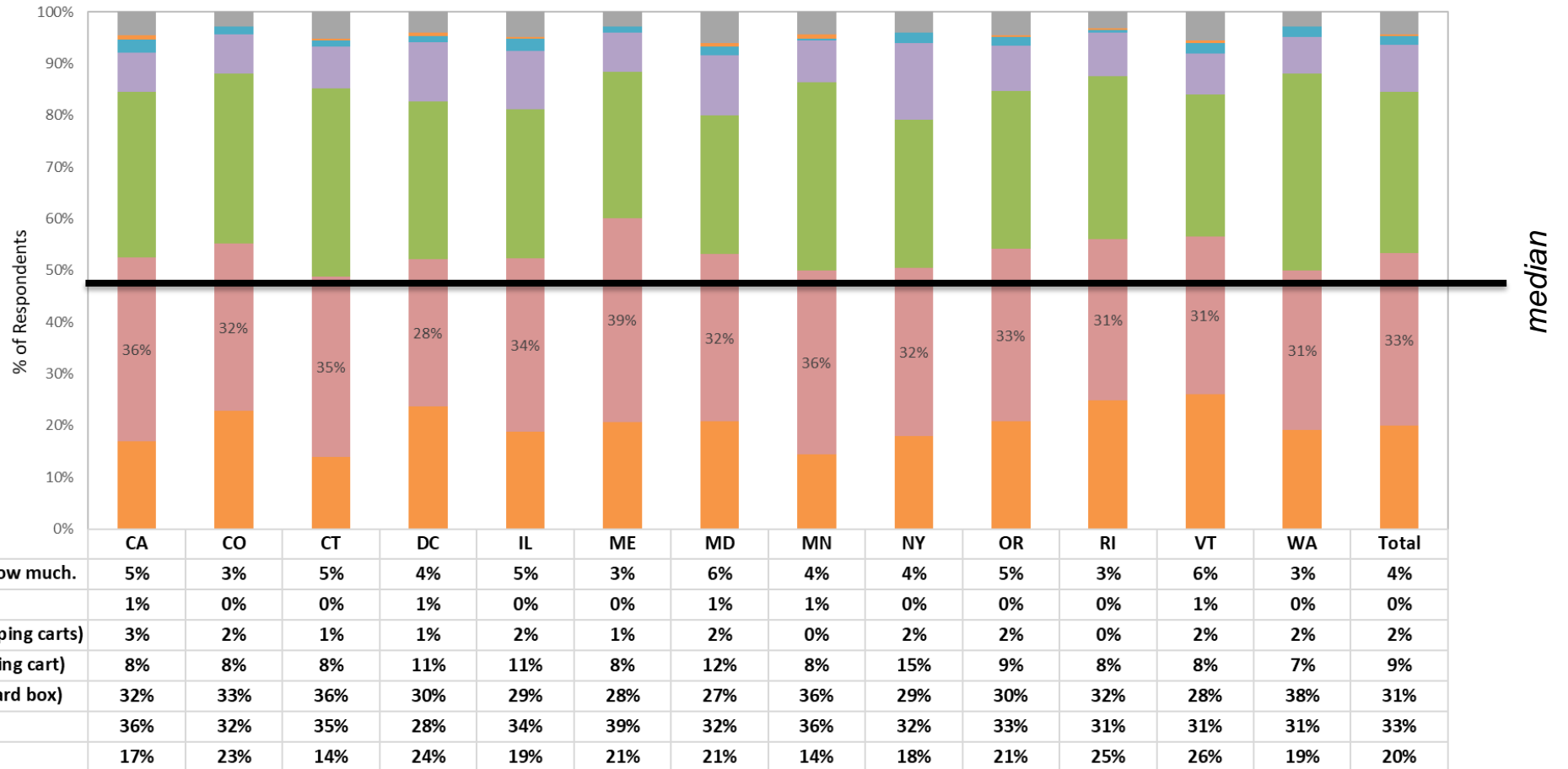
Shown as a percentage of all respondents

*Other – anxiety, bought smallest container available, over-estimated, just in case, cost efficiency, to share with someone else

Leftover Paint Storage

- ❖ The median amount of paint stored at home/business was “less than a gallon,” overall and in all states/the district.
- ❖ “1 up to 5 gallons” was also a common response.

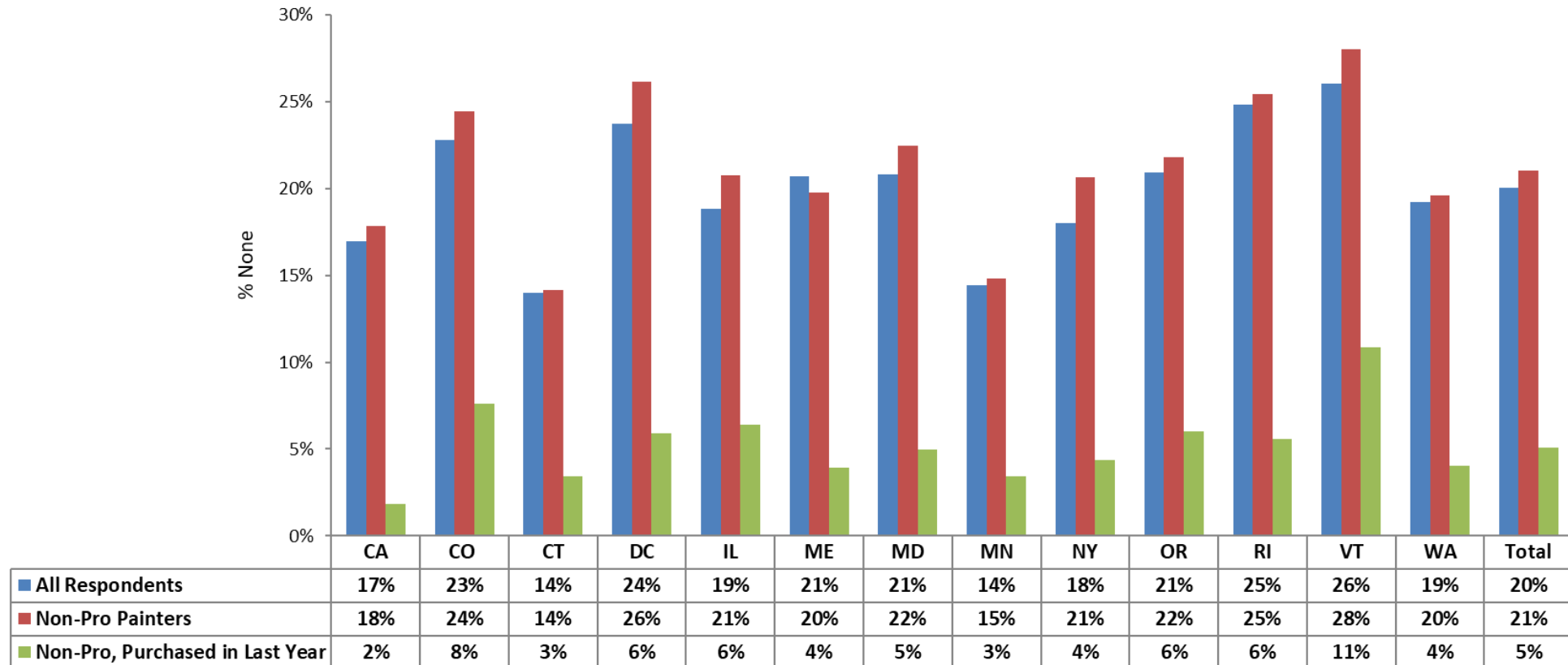
How much leftover or unwanted paint do you have in your home or business at this time (e.g., primer, interior/exterior house paint, stain, deck sealer, or clear finishes like varnish)?



Leftover Paint Storage

- ❖ To consider the impact of painter type *and* purchase recency, results are shown three ways hereafter: 1) all respondents, 2) non-professionals, and 3) non-professionals who purchased paint in the last year.
- ❖ Recency makes a big difference in paint storage. Those who purchased paint in the last year were significantly more likely to be storing paint now. This suggests some delay in disposal after purchase.
- ❖ Generally, professional painters were more likely to store paint (90%) than non-professionals (79%)*.

How much leftover or unwanted paint do you have in your home or business at this time (e.g., primer, interior or exterior house paint, stain, deck sealer, or clear finishes like varnish)?

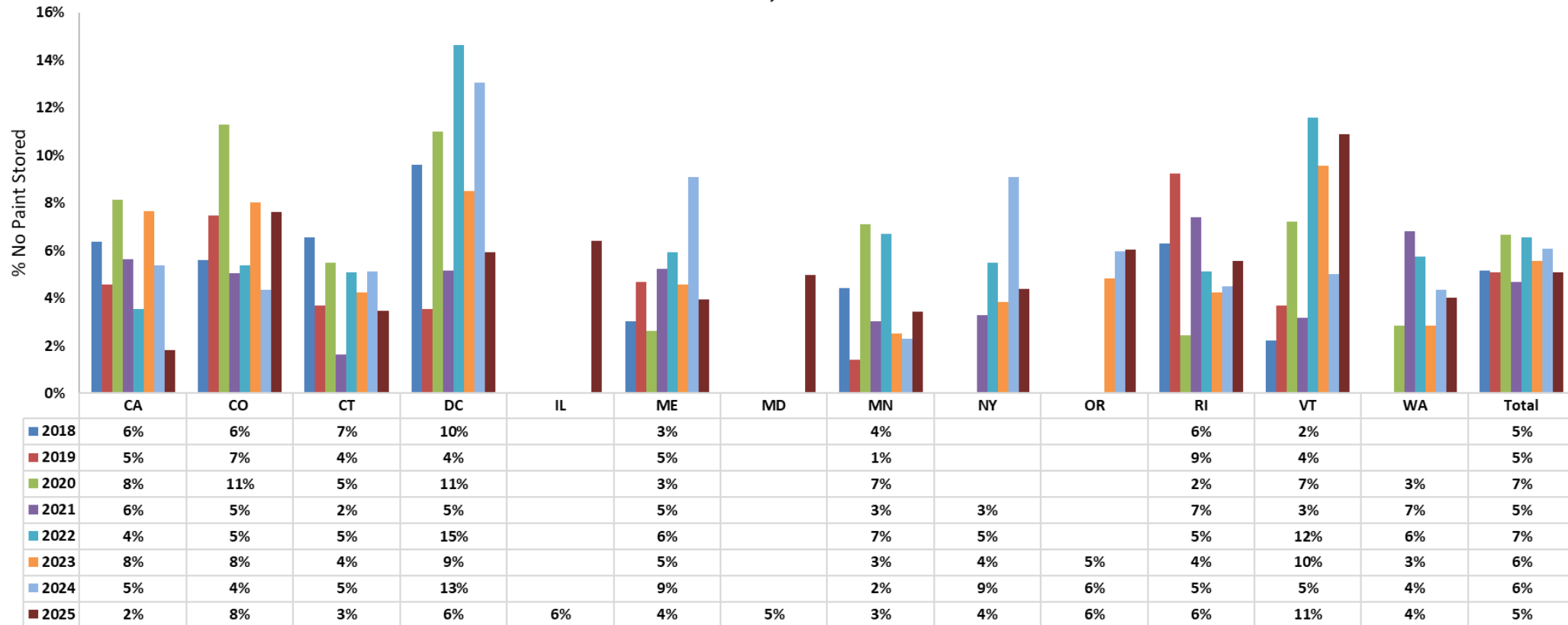


**Data is not shown for professional painters in individual states/the district due to low sample sizes.*

TREND: No Paint Storage, Recent End-Consumer Purchasers

- ❖ Once again, all trends are shown as a percentage of non-professionals (end-consumers) who purchased in the last year.
- ❖ Overall, a similar percentage of end consumers were not storing paint in 2025 (5%) as they were in 2024 (6%).
- ❖ However, results varied by state/district. For example, in Vermont and Colorado, paint storage was lower than last year. At the same time, paint storage increased significantly in California, DC, Maine and New York.

TREND: No Paint Stored at Home/Business, Non-Pros Who Purchased Paint in the Last Year



Reasons for Paint Storage

- ❖ The top 2 reasons (highlighted in yellow) that respondents stored paint were the same in all states/the district: leftovers from their own paint jobs or planned excess for touch-ups.
- ❖ Results were fairly consistent for all states/the district.

What is the main reason you have the leftover paint currently in your home/business?

Reason	CA	CO	CT	DC	IL	ME	MD	MN	NY	OR	RI	VT	WA	Total
I did some painting myself and I had some leftover paint when I was done.	50%	49%	52%	45%	48%	62%	51%	60%	50%	50%	54%	61%	48%	52%
I intentionally bought paint for future touch-ups.	27%	24%	29%	25%	27%	22%	27%	23%	25%	28%	24%	19%	27%	26%
I hired someone to paint, and they left it behind.	11%	13%	10%	18%	15%	6%	14%	7%	14%	7%	11%	5%	9%	10%
I found the paint in my home or business when I moved in.	5%	8%	3%	6%	4%	6%	5%	5%	4%	8%	6%	5%	8%	6%
I don't remember where the paint came from.	1%	2%	2%	3%	3%	2%	2%	3%	2%	4%	3%	4%	4%	3%
Other*	3%	2%	4%	0%	0%	2%	0%	1%	2%	2%	1%	1%	3%	2%
I am a professional painter or contractor, and it is from one or more of my jobs.	2%	2%	0%	2%	2%	1%	2%	1%	2%	1%	1%	4%	1%	2%

Shown as a percentage of all respondents

**Other – never finished project, bought more than needed, came with house, for art/projects, someone else's paint being stored, landlord left it, samples from color try-outs, gifted from someone else, leftovers*

Paint Storage Best Practices Knowledge

- ❖ More than half of respondents knew about most best practices (i.e., temperature/humidity control, clean rim, rubber mallet).
- ❖ The best practice that the fewest knew about was the use of a paint key to prevent the lid from bending.
- ❖ 11% of respondents didn't know any of the best practices listed. Results varied slightly by state/district.

Which best practices were you aware of before taking this survey? Select all that apply.

Best Practice	CA	CO	CT	DC	IL	ME	MD	MN	NY	OR	RI	VT	WA	Total
Keep paint away from freezing temperatures.	54%	69%	69%	48%	70%	75%	59%	75%	54%	65%	62%	66%	60%	63%
Clean any paint out of the container's rim before putting the lid back on.	55%	60%	66%	48%	62%	63%	53%	65%	59%	64%	62%	62%	52%	60%
When putting the lid back on the can, tap it with a rubber mallet instead of pounding it with a hammer to prevent the lid from bending.	54%	62%	66%	49%	64%	65%	52%	67%	55%	64%	57%	62%	58%	60%
Keep paint away from rain or damp locations.	51%	53%	58%	42%	57%	56%	54%	55%	48%	58%	56%	57%	56%	55%
Use a paint key or paint can opener instead of a screwdriver to prevent the lid from bending.	41%	50%	54%	38%	48%	57%	38%	51%	36%	54%	47%	53%	40%	48%
None of the above - I didn't know any of these best practices before taking this survey.	14%	12%	7%	20%	7%	8%	12%	8%	12%	11%	12%	13%	12%	11%

Shown as a percentage of all respondents

Past Paint Disposal Methods

- ❖ The most common “disposal” method across most states/the district was actually to not to dispose it at all.
- ❖ Disposing at a HHW facility/event was next most common for most.

In the past, which has been your preferred method to dispose of leftover or unwanted paint?

Method	CA	CO	CT	DC	IL	ME	MD	MN	NY	OR	RI	VT	WA	Total
Stored it in the basement, garage, or a closet because I intended to use it someday	24%	29%	26%	27%	33%	27%	30%	30%	29%	21%	23%	23%	24%	25%
Took it to a household hazardous waste facility/event or transfer station	20%	16%	24%	9%	12%	22%	12%	24%	14%	24%	16%	22%	15%	19%
Not applicable - I have never stored or disposed of leftover or unwanted paint.	11%	11%	8%	15%	8%	10%	10%	8%	12%	10%	14%	15%	12%	11%
Dried it out and put it in the trash	9%	13%	11%	8%	12%	9%	9%	15%	7%	9%	14%	10%	14%	10%
Gave it away to family, friends, or a community organization	9%	6%	5%	10%	8%	8%	9%	6%	10%	10%	7%	6%	7%	9%
Took it to a paint, hardware, or lumber store	9%	10%	9%	6%	6%	6%	6%	4%	7%	8%	7%	6%	8%	7%
I don't remember what I did with the leftover or unwanted paint.	5%	4%	4%	8%	5%	6%	11%	2%	4%	7%	4%	6%	6%	6%
Put cans of liquid paint in the trash	5%	3%	4%	6%	5%	4%	6%	3%	6%	3%	5%	5%	2%	4%
Mixed it with hardener or kitty litter and put it in the trash	3%	4%	3%	2%	6%	2%	4%	2%	6%	3%	7%	5%	7%	4%
Left it behind when I moved	2%	2%	2%	4%	3%	4%	2%	5%	2%	3%	2%	3%	4%	3%
Poured paint down the drain	1%	1%	1%	2%	2%	1%	2%	1%	2%	1%	2%	1%	0%	1%
Other*	1%	1%	3%	1%	0%	1%	0%	0%	1%	2%	1%	0%	1%	1%

*Other – re-use building store drop-off, contractor takeaway, maintenance crew removal, community day collection

Past Paint Store Disposal Preference

- ❖ Paint take-back service is the top reason people would go to a store vs. a HHW facility/event.
- ❖ Proximity was also important in most areas; however, the lack of HHW facilities and store hours also play a key role.
- ❖ *Note: results should be interpreted anecdotally as sample sizes are low.*

What is the main reason you would take paint to a paint/hardware/lumber store instead of a household hazardous waste facility/event or transfer station?

Reason	CA	CO	CT	DC	IL	ME	MD	MN	NY	OR	RI	VT	WA	Total
The paint/hardware/lumber store has a paint take-back program in place.	47%	23%	39%	50%	33%	41%	21%	64%	29%	40%	35%	58%	42%	40%
The paint/hardware/lumber store is close.	22%	42%	26%	19%	27%	35%	21%	0%	35%	26%	29%	0%	42%	27%
We don't have any local hazardous waste facilities/events or transfer stations.	13%	12%	9%	13%	40%	6%	29%	27%	24%	21%	12%	17%	11%	17%
Paint/hardware/lumber stores are open more often.	18%	23%	26%	19%	0%	18%	21%	9%	12%	12%	18%	25%	5%	15%
Other*	0%	0%	0%	0%	0%	0%	7%	0%	0%	1%	6%	0%	0%	1%

Shown as a percentage of respondents who identified store drop-off as preferred disposal method

*Other – didn't want to be charged additional fees, don't know what else to do with it

Household Hazardous Waste Facility/Event Preference

- ❖ Lack of knowledge of retail store take-back services was the top reason people chose HHW facilities/events in the past across all states/the district.
- ❖ Chemical disposal and proximity were also important in some areas.
- ❖ *Note: results should be interpreted only anecdotally as sample sizes are low.*

What is the main reason you would take paint to a household hazardous waste facility/event or transfer station instead of a paint/hardware/lumber store?

Reason	CA	CO	CT	DC	IL	ME	MD	MN	NY	OR	RI	VT	WA	Total
I wasn't aware paint/hardware/lumbers stores took back paint	52%	51%	41%	48%	38%	44%	40%	59%	42%	56%	61%	47%	47%	51%
The household hazardous waste facility or transfer station is closer.	16%	20%	32%	13%	28%	39%	27%	20%	33%	16%	12%	28%	32%	22%
I have other chemicals to dispose of that paint/hardware/lumber stores don't accept and want to get rid of it all at the same time.	20%	17%	15%	17%	14%	9%	13%	10%	19%	13%	12%	7%	16%	14%
We don't have a paint/hardware/lumber store that takes back paint in our area.	7%	12%	12%	13%	17%	7%	10%	5%	6%	10%	12%	12%	5%	9%
Other*	2%	0%	0%	4%	0%	0%	0%	5%	0%	3%	2%	2%	0%	2%
I have more paint than the paint/hardware/lumber stores would take.	4%	0%	0%	4%	3%	0%	10%	0%	0%	2%	0%	5%	0%	2%

Shown as a percentage of respondents who identified HHW drop-off as preferred disposal method

**Other – it's the proper place to dispose paint, convenience, refused by garbage company, refused by store, new paint creation, would be offered to other people there, safety, PaintCare stores full*

Future Paint Disposal Intentions

- ❖ Disposing at a HHW facility/event was the top future disposal intention in most states/the district.
- ❖ Taking unwanted paint to a paint/hardware/lumber store was second in about half of the states. For the rest, giveaways and the dry-then-trash methods were next most common.
- ❖ Very few said they would pour liquid paint down the drain or throw it in the trash.
- ❖ “Other” category responses are provided on the following page.

If you wanted to get rid of unwanted paint in the near future, what would you most likely do with it?

Method	CA	CO	CT	DC	IL	ME	MD	MN	NY	OR	RI	VT	WA	Total
Take it to a household hazardous waste facility/event or transfer station	29%	28%	33%	21%	21%	33%	28%	42%	22%	31%	28%	38%	28%	30%
Take it to a paint/hardware/lumber store	22%	22%	19%	15%	12%	17%	13%	15%	16%	17%	14%	13%	16%	17%
Give it away to a family member, friend, or community organization	16%	12%	13%	22%	18%	14%	16%	10%	16%	18%	12%	15%	12%	16%
Dry it out and put it in the trash	12%	17%	16%	10%	18%	12%	16%	16%	15%	12%	16%	11%	16%	14%
I don't know	11%	10%	6%	16%	13%	12%	11%	10%	11%	11%	15%	14%	11%	11%
Mix it with hardener or kitty litter and put it in the trash	4%	4%	6%	4%	10%	6%	7%	2%	8%	4%	6%	6%	7%	5%
Put cans of liquid paint in the trash	4%	6%	4%	7%	4%	6%	6%	4%	9%	3%	5%	2%	6%	4%
Other*	1%	1%	3%	1%	2%	0%	1%	1%	1%	2%	2%	2%	2%	2%
Pour paint down the drain	1%	1%	0%	3%	1%	0%	1%	0%	3%	1%	2%	2%	2%	1%

Shown as a percentage of all respondents

“Other” Future Disposal Intentions

- ❖ Once again, the most common “other” method for paint disposal was to not dispose it at all.

Other Future Paint Disposal Method	
art	Never had unwanted paint
Ask a friend/hardware store what to do or google how to properly dispose of paint	Or give it to family
Ask the internet for proper methods	Put it in my bucket to harden for future art use.
Bring it to the local re-use building store	Recycle it at local Habitat for Humanity store.
Do not have leftover paint to throw way	Research online
DONATE TO Homes for Habitat	Same as I always do use it, mix it with absorbant, and throw it in the trash with the lid.
Drop it off in the bulk garbage area for maintenance to dispose of	save it for touchups down the line
Find a project and use it	Sell it on facebook markwtplace
Give to community disposal people on community turn in day	Sell, possibly ?
Give to my friend who needs paint	Store in the basement
Google it	Store it
Google what to do with it in my area and then do that	Stored it in the basement or similar ans planned to use in.future
I always ask the new buyer if they want it, if they do, it stays behind. If not, I go the kitty litter route.	Take it to a paint recycling center.
i know some hardware stores take back the paint cans to recycle them appropriately. i'd look into local stores.	Take it to Metro for recycling
I store it with lid shut good in my closet for later use I use my stuff until the end everything	take it to some household for sell
I would keep it for future use.	Take it to specialized recycled or hazardous waste
I would look online to see what the proper way is in my community	take it to the re-use center
I would return to Metro. The process is easy.	take it to the waste disposal plant when they accept paint, sprays, aerosols for outdoor plants, etc. Only take them every 6 mo. or so.
I. Do. Not. Get. Rid. Of. Paint	Take it to town dump
I'd donate it.	Take to the Metro Waste Center for proper handling and disposal.
If it was an amount small enough to be dried out, then I would remove the lid and let the can contents be dried out by sunlight before throwing the can in the disposal bin. If the amount is enough to be used for a painting project (even if post mixing with another similar color), then I take the can to the local Habitat for Humanity that will allow a community member to pickup paint supply items they need for free.	Throw away with oil it's a hazrd
I'm not going to let a good thing go to waste.	Throw it away
Let it harden and throw it away	Try to find somewhere to dispose of it
Let our maintenance crew take it to recycling center along with others from my retirement community	Use cans as target practice
Look at my local recycling / garbage center on how to dispose of it.	Use every drop of it so there isn't any waste
Make more paintings	Use for art projects
My paint typically dries out and I have to throw it out when I need it	Use it another time
	We have a store that recycles it. If the paint is still fluid it would go there.

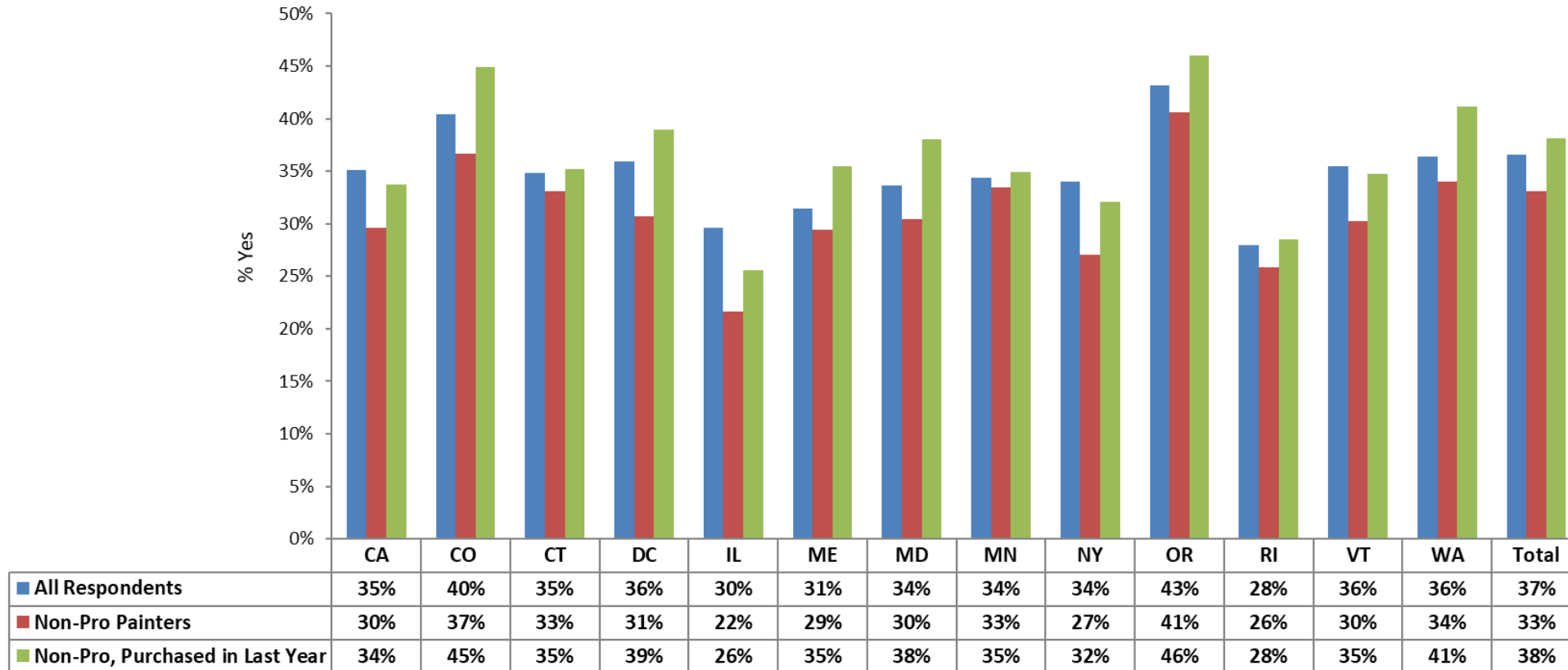


PAINT RECYCLING AND DISPOSAL AWARENESS

Awareness of Paint Recycling

- ❖ 37% of all respondents said they knew that paint can be recycled (comprised of consumers and professionals).
- ❖ Whereas 33% of end consumers knew that paint could be recycled, 72% of professionals were aware*.
- ❖ End consumers who purchased paint more recently were more likely to know that it can be recycled (38%). This supports the idea that recent store interactions are having an impact on awareness.

Prior to this survey, did you know that paint can be recycled (disposed in such a way that it may be re-used)?

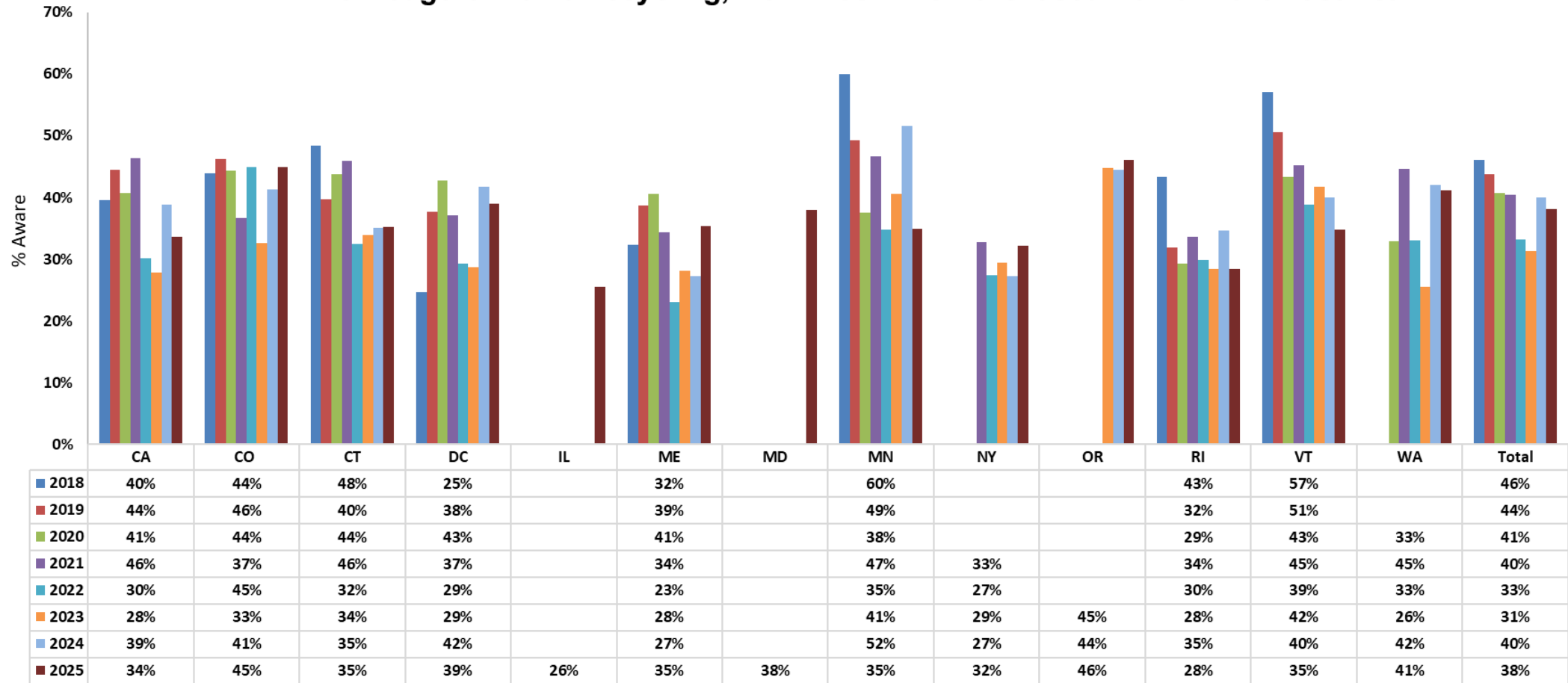


**Data is not shown for professional painters in individual states/the district due to low sample sizes.*

TREND: Paint Recycling Awareness, Recent Consumer Purchasers

- ❖ A similar percentage of recent end-consumer purchasers were aware that paint can be recycled in 2025 (38%) as in 2024 (40%).
- ❖ Results varied by state/district. The biggest awareness gains were seen in Maine and New York. Awareness dipped the most in Minnesota, Rhode Island and California.

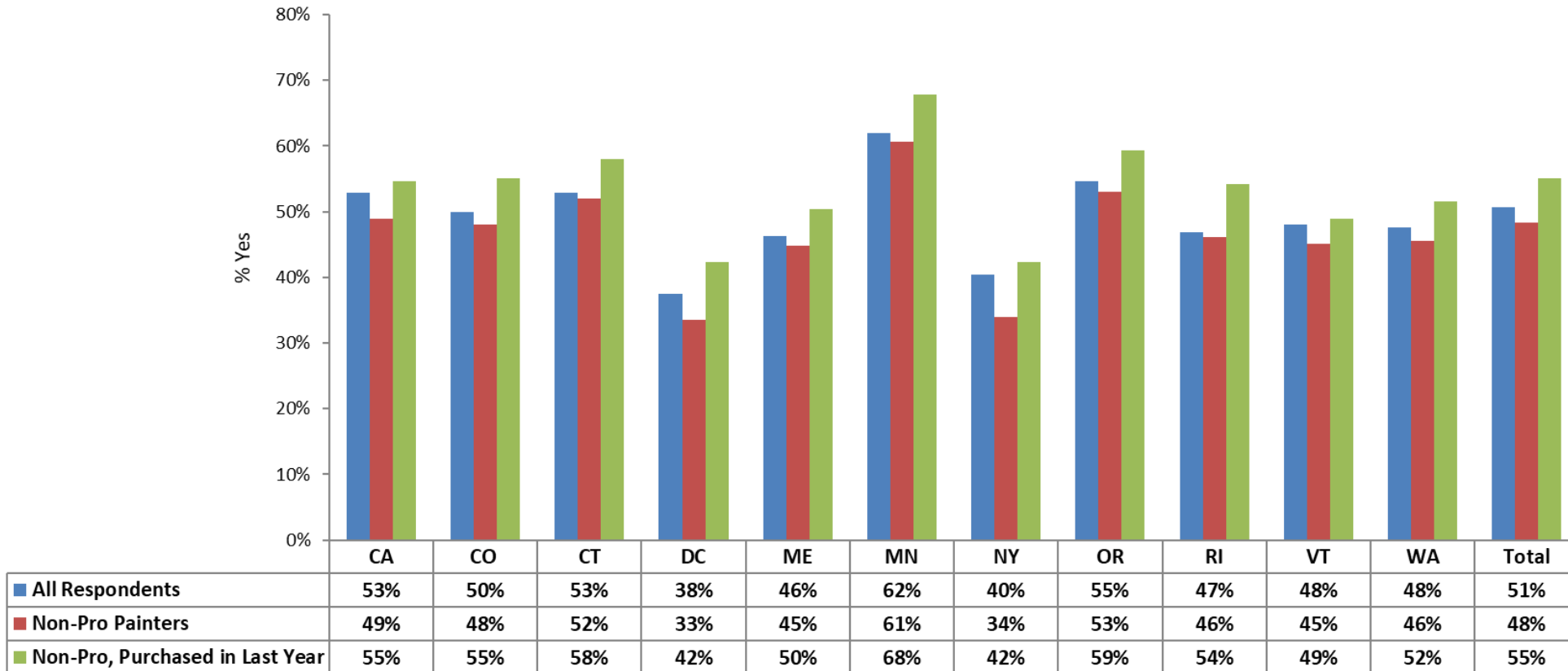
TREND: Knowledge of Paint Recycling, Non-Pros Who Purchased Paint in the Last Year



Awareness of Paint Disposal Opportunities in State/District

- ❖ 51% of all respondents were aware of paint disposal opportunities in their state/district**, comprised of both professionals (74% aware) and end consumers (48% aware).
- ❖ Awareness among end consumers who purchased in the last year was higher (55%) than that of all consumers (48%), demonstrating that purchase recency makes a difference in understanding.

Prior to this survey, were you aware of paint disposal opportunities in your state, such as drop off locations at paint stores and household hazardous waste facilities?



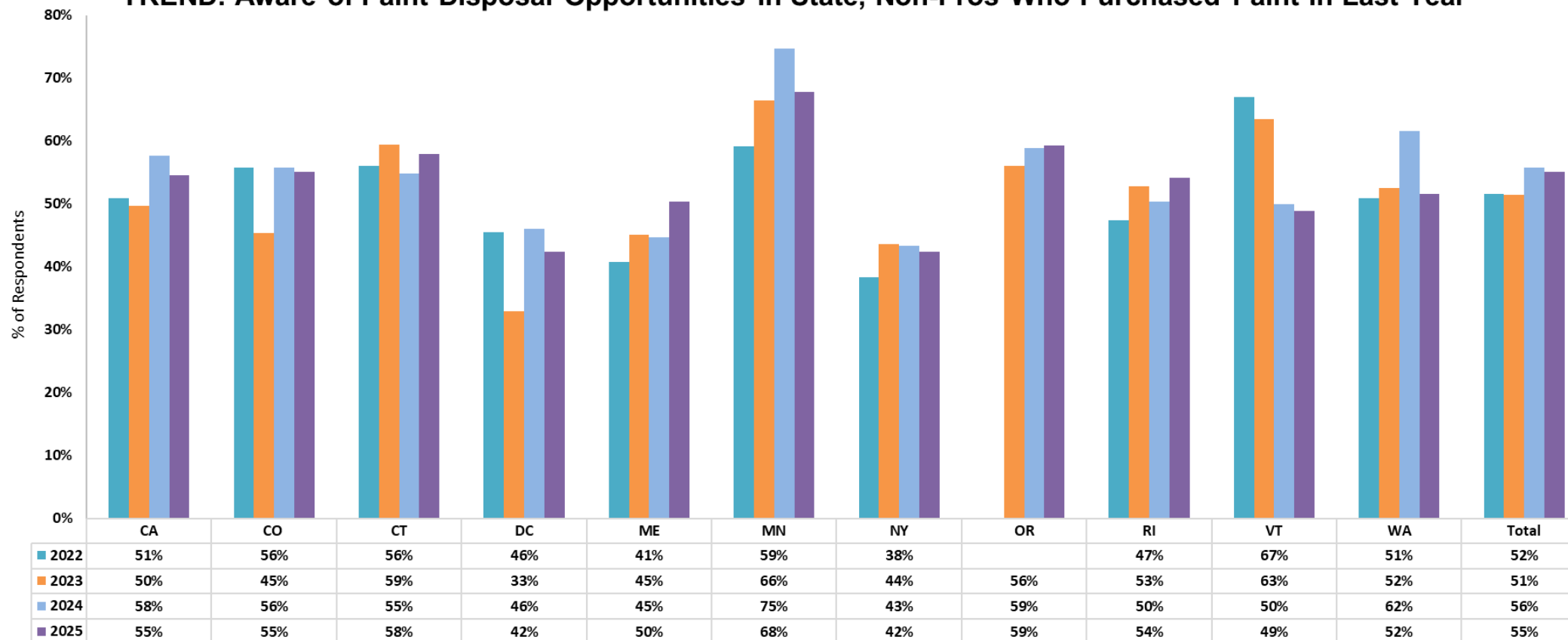
*Data is not shown for professional painters in individual states/the district due to low sample sizes.

**Maryland and Illinois respondents were not asked this question.

TREND: Disposal Opportunity Awareness, Recent Purchasers

- ❖ Overall, awareness of disposal opportunities among recent end-consumer purchasers stayed about the same as last year.
- ❖ Results varied by state/district. Awareness went up slightly in Maine while dropping in California, Minnesota and Washington.
- ❖ *Note that only four years of trend data is available as this question was added in 2022.*

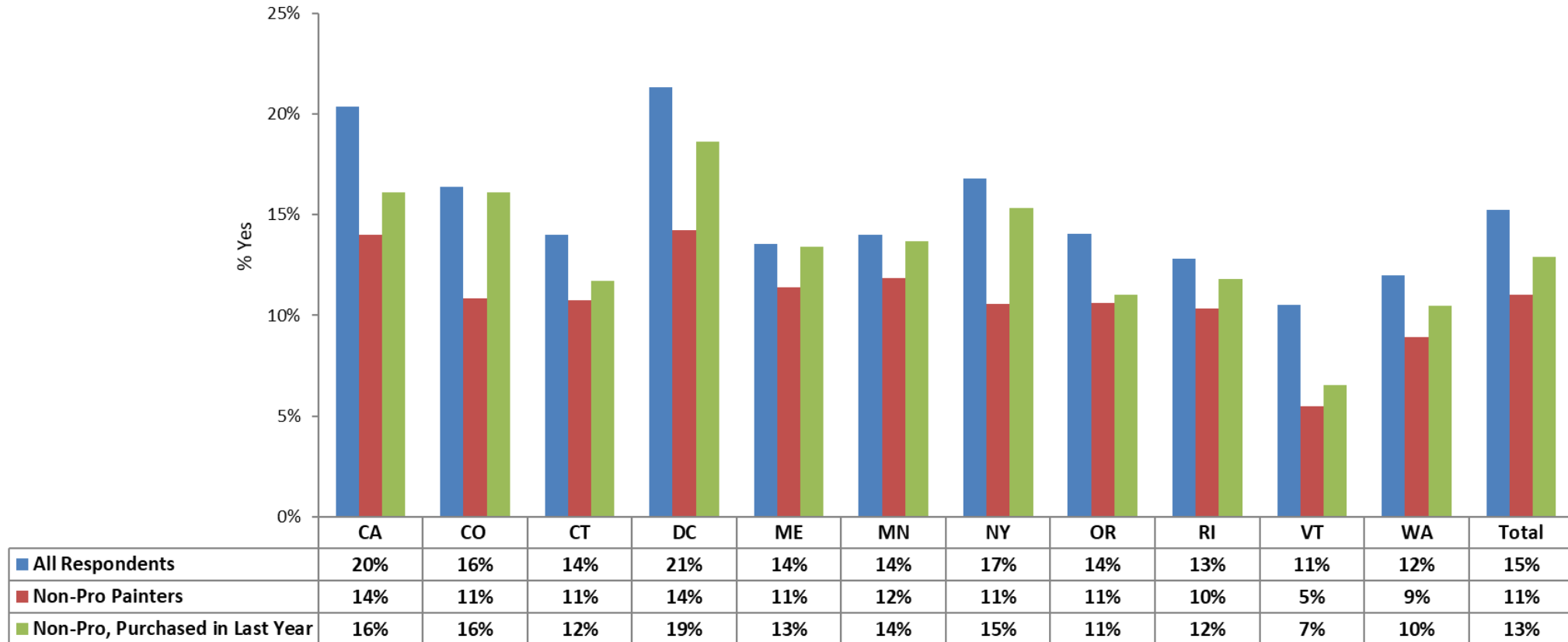
TREND: Aware of Paint Disposal Opportunities in State, Non-Pros Who Purchased Paint in Last Year



Awareness of Free Onsite Pickup Services

- ❖ 15% of all respondents knew that 100+ gallons could be picked up for free.
- ❖ 58% of professional painters were aware*; 11% of non-professionals.
- ❖ Recency made a small difference among non-professionals. 13% of those who purchased in the last year were aware of pick-up services.

Prior to this survey, were you aware there is a free on-site pickup service available to households, professional painters, businesses and organizations with 100 gallons or more of leftover paint?



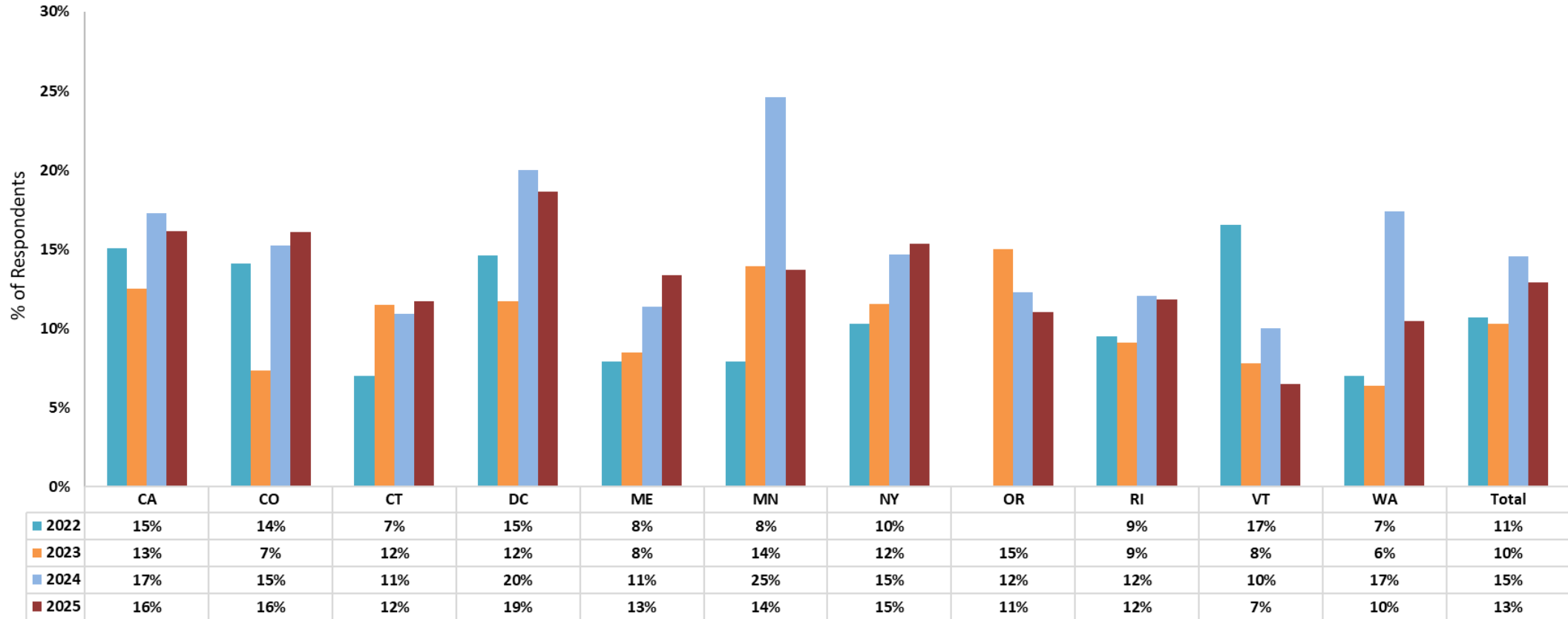
*Data is not shown for professional painters in individual states/the district due to low sample sizes.

**Maryland and Illinois respondents were not asked this question.

TREND: Awareness of Free Onsite Pickup, Recent Purchasers

- ❖ Overall, awareness of pick-up services among recent end-consumer purchasers stayed about the same last year (15% vs. 13%).
- ❖ Results varied by state/district, with notable drops in Minnesota and Washington.
- ❖ *Note that only four years of trend data is available as this question was added in 2022.*

TREND: Aware 100+ Gallon Pickup, Non-Pros Who Purchased Paint in the Last Year





AWARENESS MATRICES

Recycling/Disposal Awareness Matrix

- ❖ Familiarity with paint recycling does not necessarily go hand in hand with the knowledge of drop-off opportunities.
- ❖ In fact, there were many who knew about paint recycling who did not know about disposal opportunities in the state/district, and vice versa.
- ❖ The following “matrix” breaks down the entire respondent base given both subjects.
- ❖ 31% knew about both topics; 43%, neither; the rest, one or the other (the same breakdown as last year).*
- ❖ *Note: “whole” percentages do not add to 100% due to rounding.*

		Knows About Paint Recycling	
		Yes	No
Knows About Disposal Opportunities	Yes	31%	20%
	No	7%	43%

**Implication: need for balanced marketing and communications if we are to get both points across.*

Awareness Matrices – By Professional Painter Status

- ❖ As expected, professional painters were much more likely to know about both topics, paint recycling and disposal opportunities.
- ❖ In fact, more than twice as many professionals (62%) knew about both than non-professionals (27%).
- ❖ *Note: “whole” percentages may not add to 100% due to rounding.*

		Paint Recycling				Paint Recycling	
		Yes	No			Yes	No
Disposal Opportunities	Yes	27%	21%	Disposal Opportunities	Yes	62%	12%
	No	6%	45%		No	9%	17%

Awareness Matrices – By Recency of Consumer Paint Purchase

- ❖ Recent purchasers were slightly more aware of both aspects, disposal opportunities and paint recycling (33% vs. 27%).
- ❖ This supports the idea that consumer education is working among those who have recently interacted with stores and/or received other marketing communications.
- ❖ *Note: “whole” percentages may not add to 100% due to rounding.*

		Paint Recycling	
		Yes	No
Disposal Opportunities	Yes	27%	21%
	No	6%	45%

ALL END CONSUMERS

		Paint Recycling	
		Yes	No
Disposal Opportunities	Yes	33%	22%
	No	6%	39%

CONSUMERS BOUGHT IN LAST YEAR

Awareness Matrices – By State/District, Recent Consumer Purchasers

❖ Oregon and Colorado respondents were most aware of both aspects (disposal opportunities *and* paint recycling); New York and Rhode Island respondents, the least aware.

CA

		Paint Recycling	
		Yes	No
Disposal Opportunities	Yes	30%	25%
	No	4%	42%

ME

		Paint Recycling	
		Yes	No
Disposal Opportunities	Yes	28%	22%
	No	7%	43%

RI

		Paint Recycling	
		Yes	No
Disposal Opportunities	Yes	24%	31%
	No	5%	41%

CO

		Paint Recycling	
		Yes	No
Disposal Opportunities	Yes	36%	19%
	No	8%	36%

MN

		Paint Recycling	
		Yes	No
Disposal Opportunities	Yes	32%	36%
	No	3%	29%

VT

		Paint Recycling	
		Yes	No
Disposal Opportunities	Yes	26%	23%
	No	9%	42%

CT

		Paint Recycling	
		Yes	No
Disposal Opportunities	Yes	30%	28%
	No	6%	37%

NY

		Paint Recycling	
		Yes	No
Disposal Opportunities	Yes	23%	19%
	No	9%	49%

WA

		Paint Recycling	
		Yes	No
Disposal Opportunities	Yes	35%	17%
	No	6%	42%

DC

		Paint Recycling	
		Yes	No
Disposal Opportunities	Yes	30%	13%
	No	9%	48%

OR

		Paint Recycling	
		Yes	No
Disposal Opportunities	Yes	40%	19%
	No	6%	35%

ALL END CONSUMERS BOUGHT IN LAST YEAR

		Paint Recycling	
		Yes	No
Disposal Opportunities	Yes	33%	22%
	No	6%	39%

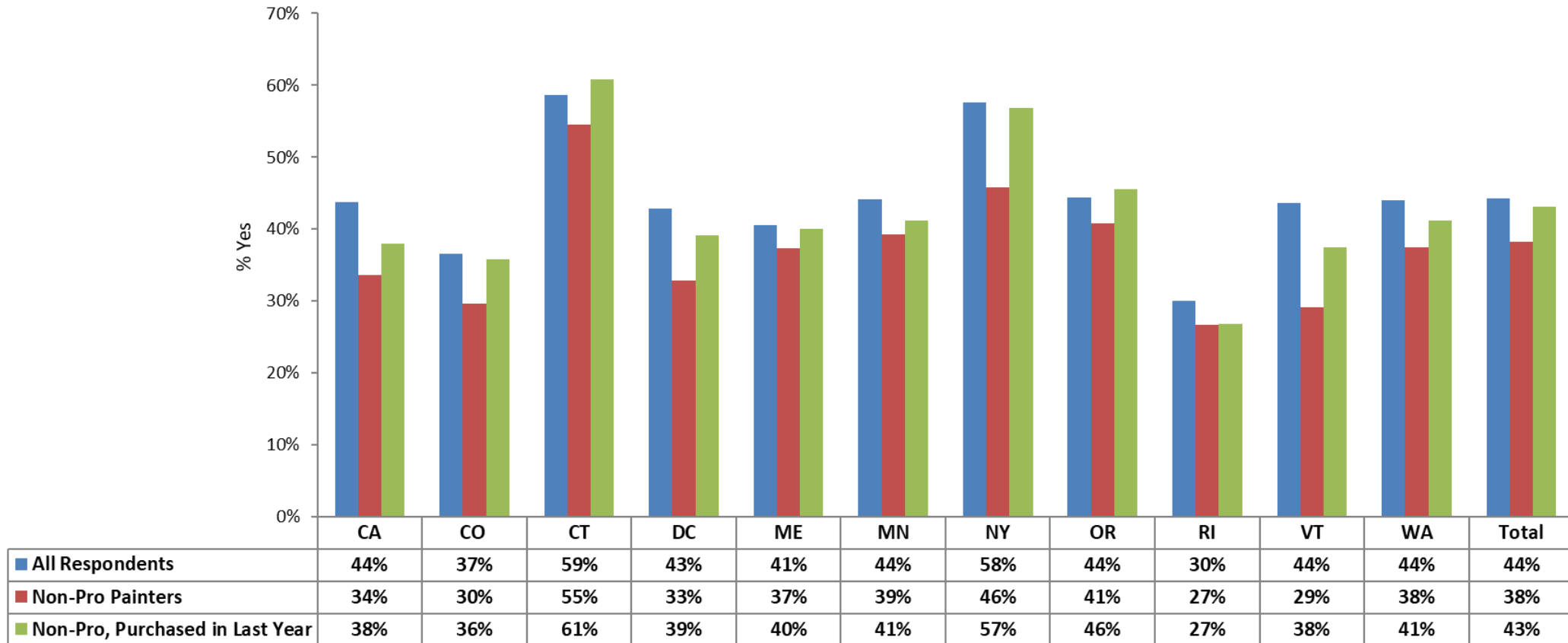


RECYCLING PROCESS AWARENESS AND BEHAVIORS

Awareness of Fee Among Those Who Knew About Recycling

- ❖ 44% of those who knew about paint recycling also knew about the recycling fee added to new purchases.
- ❖ There was a marked difference between professionals (74%)* and non-professionals (38%).
- ❖ Recency of paint purchases made a significant difference in most states/the district.

Are you aware that when you buy paint in your state/district, there is a small fee added to the price to pay for a program to recycle any leftover paint you have?

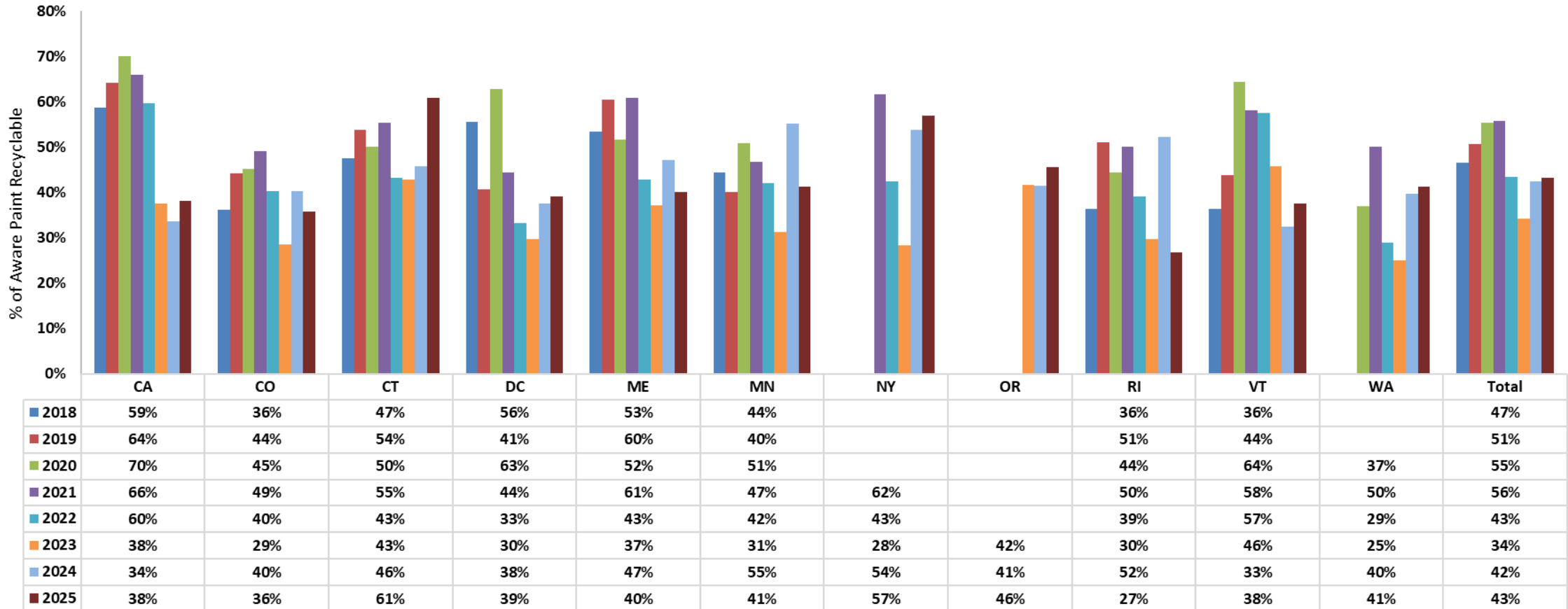


**Data is not shown for professional painters in individual states/the district due to low sample sizes.*

TREND: Fee Awareness, Recent End-Consumer Purchasers

- ❖ Overall, fee awareness was about the same in 2025 (43%) as in 2024 (42%), but varied within states/the district.
- ❖ Significant gains were made in California, Connecticut, Oregon and Vermont, while awareness dropped significantly in Maine, Minnesota and Rhode Island.

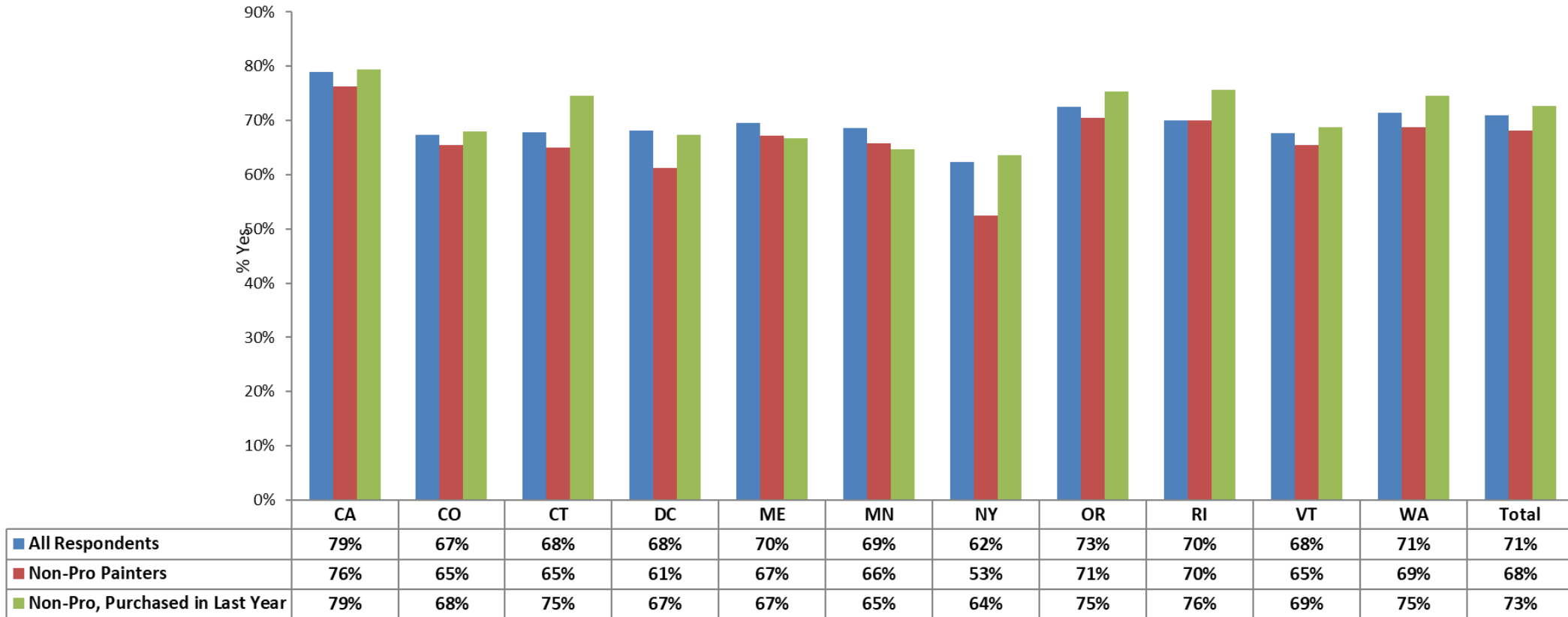
TREND: Aware of Fee, Non-Pros Who Purchased Paint in the Last Year



Knowledge of Places for Recycling

- ❖ 71% of respondents who knew that paint can be recycled also knew where to go to do so.
- ❖ As with other results, end consumers' awareness was lower (68%) than professionals' (85%)*.
- ❖ Awareness was higher among end consumers who purchased in the last year (73%).

If you wanted to take paint somewhere to be recycled, do you know where to take it?

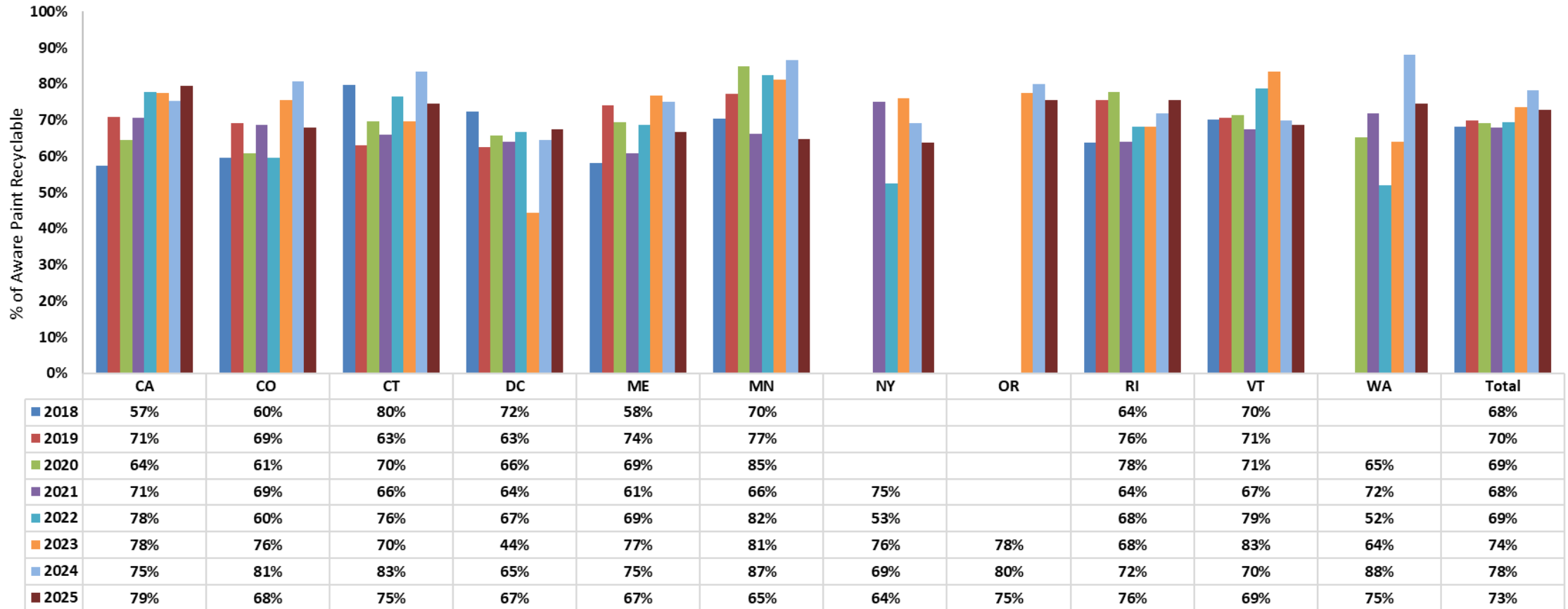


**Data is not shown for professional painters in individual states/the district due to low sample sizes.*

TREND: Knowledge of Where to Recycle, Recent Purchasers

- ❖ Recycling location knowledge dropped slightly in 2025 among recent consumer purchasers who were familiar with recycling.
- ❖ Results trended downward in most states with the exception of California.

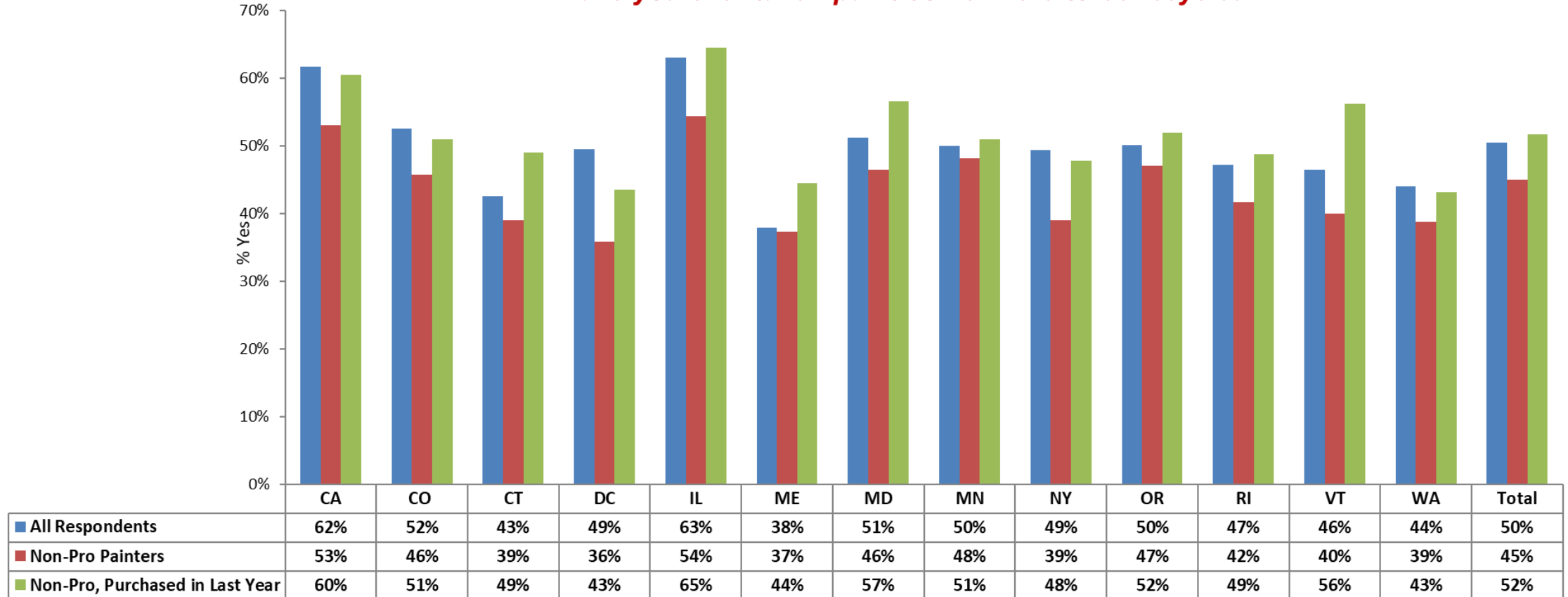
TREND: Aware of Recycling Locations, Non-Pros Who Purchased Paint in the Last Year



Past Recycling Behaviors Among Those That Knew About Recycling

- ❖ 50% of those who said they were aware that paint can be recycled said they had done so in the past.
- ❖ Non-professionals (45%) were less likely to have recycled in the past than professionals (76%)*.
- ❖ End consumers who purchased in the last year were more likely to have recycled in the past than those who had purchased before.

Have you ever taken paint somewhere to be recycled?

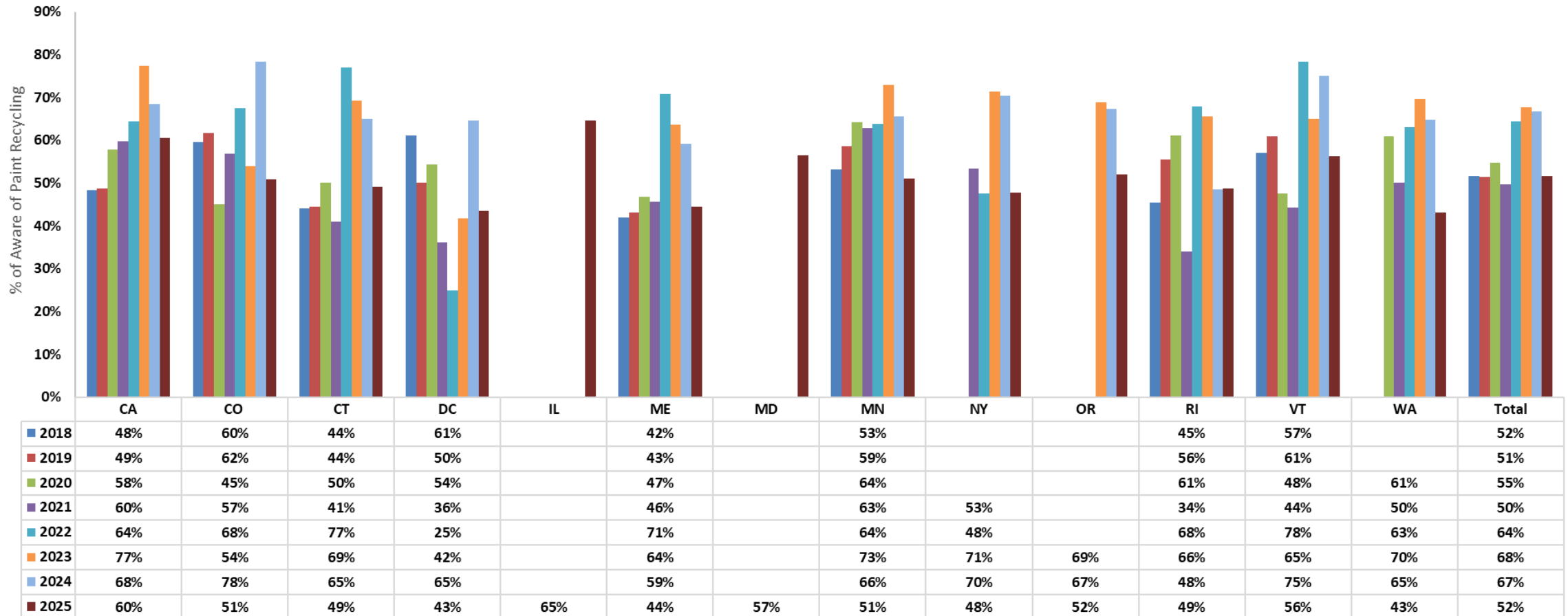


**Data is not shown for professional painters in individual states/the district due to low sample sizes.*

TREND: Past Recycling, Recent End-Consumer Purchasers

- ❖ Fewer 2025 end-consumer respondents who purchased in the last year indicated they had recycled in the past (52%) than in 2024 (67%).
- ❖ All states/the district dropped in this measure except Rhode Island, which stayed about the same.

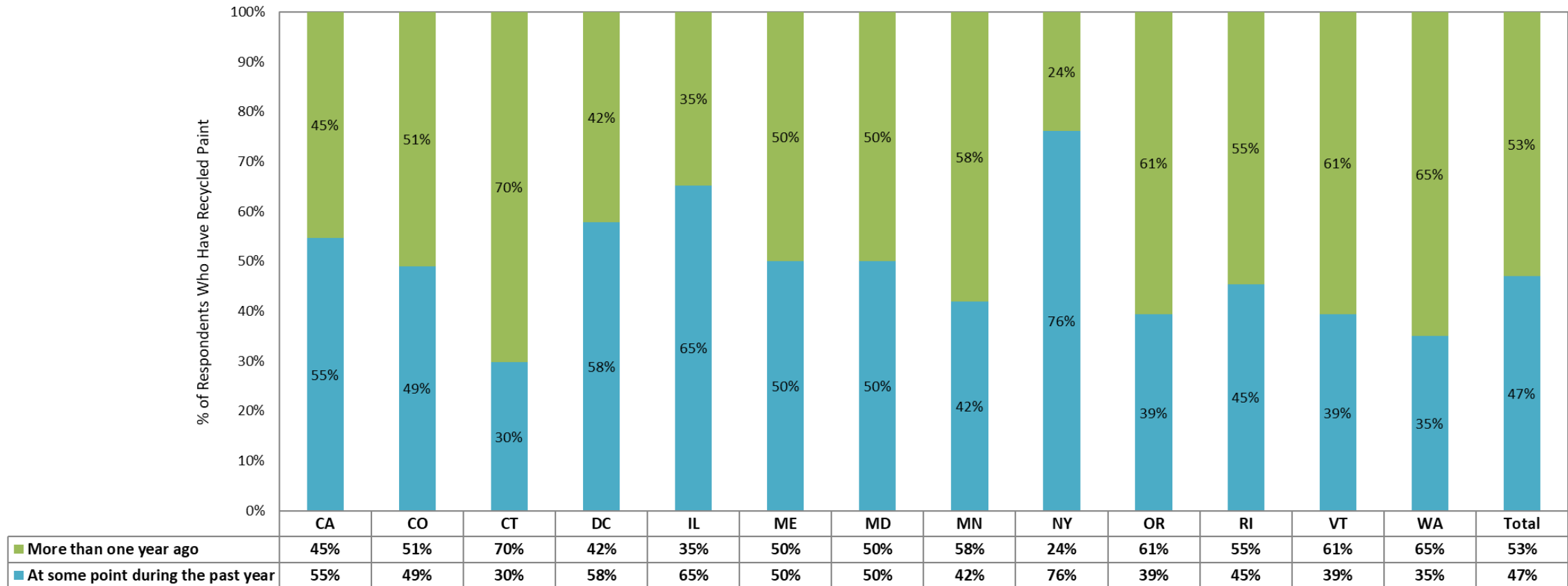
TREND: Recycled in the Past, Non-Pros Who Purchased Paint in the Last Year



Recency of Paint Recycling

- ❖ 47% of those who said they had recycled paint in the past said they had done so in the last year.
- ❖ Results varied by state/district. New York and Illinois recyclers were more likely to have done so in the last year.

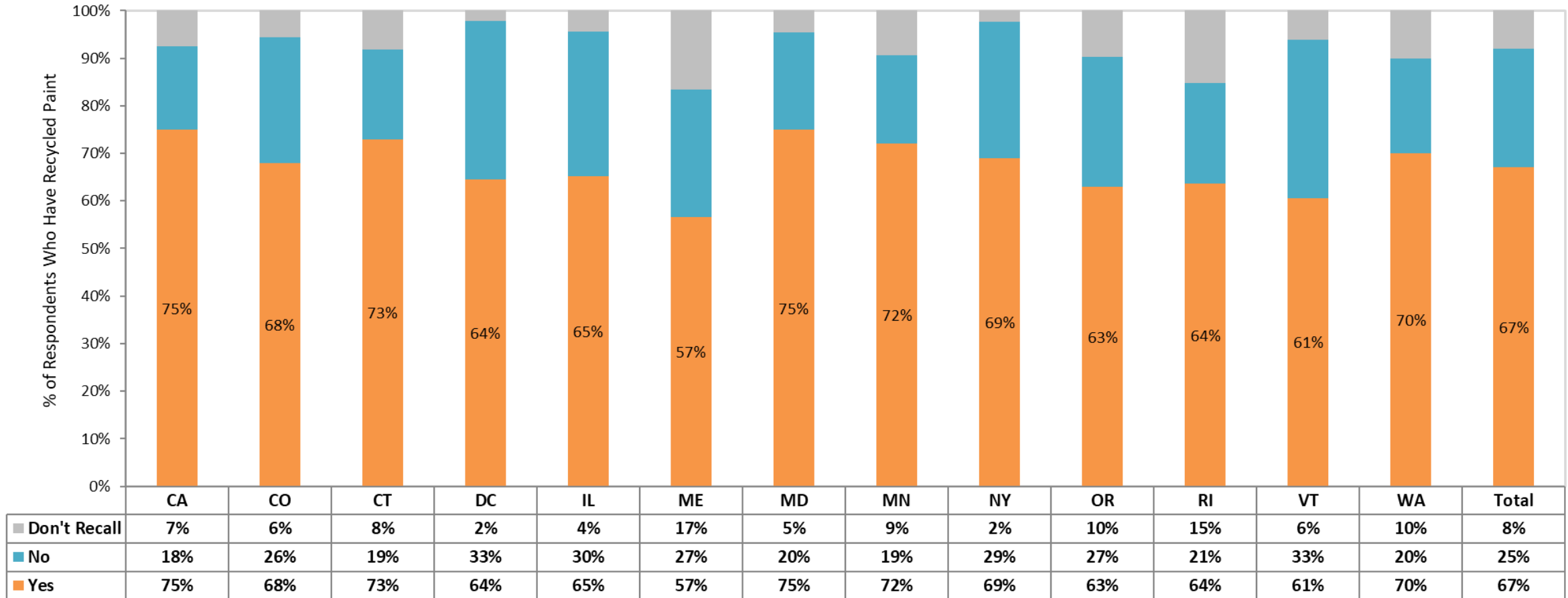
When was the most recent time you have taken paint somewhere to be recycled?



Consistency of Paint Purchasing and Recycling

❖ The person who brought the paint to be recycled was usually the same person who had purchased the paint.

Was the person who physically took the paint to be recycled the same person who bought the paint?





PAINT RECYCLING FUTURE INTENTIONS

Likelihood for Future Paint Recycling

- ❖ 76% of all respondents said they were “extremely likely” or “likely” to recycle the next time they had paint to dispose.
- ❖ Very few said they were unlikely to do so.
- ❖ Results varied by state/district. Those in California, Oregon and Colorado were most enthusiastic, with the highest percentages of those “Extremely Likely” to recycle.

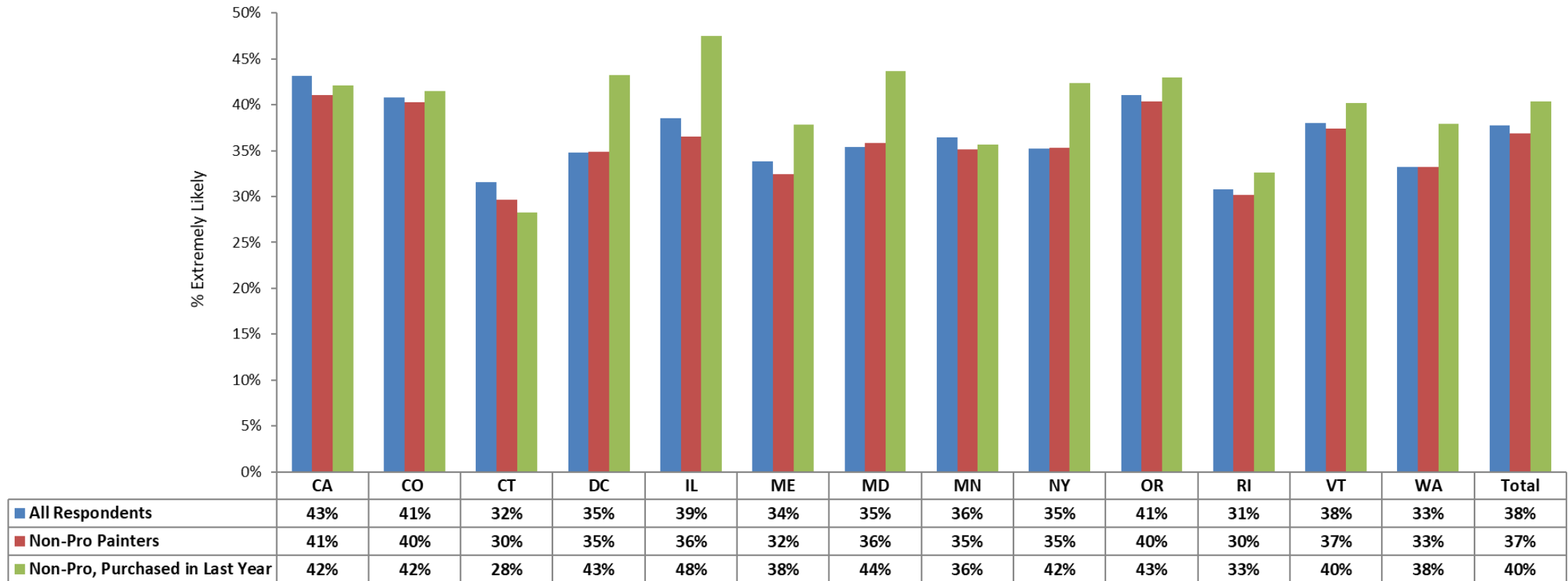
How likely will you drop it off for recycling next time you have paint to dispose?



Future Paint Recycling Intentions – Extremely Likely

- ❖ 38% of respondents were “extremely likely” to recycle in the future.
- ❖ The percentage of respondents who said they were “extremely likely” to recycle was lower among non-professionals (37%) than professional painters (46%)*.
- ❖ Recency plays a strong role in driving recycling intentions—those who had purchased paint in the last year were more likely to recycle in the future (40%).

How likely will you drop it off for recycling next time you have paint to dispose?

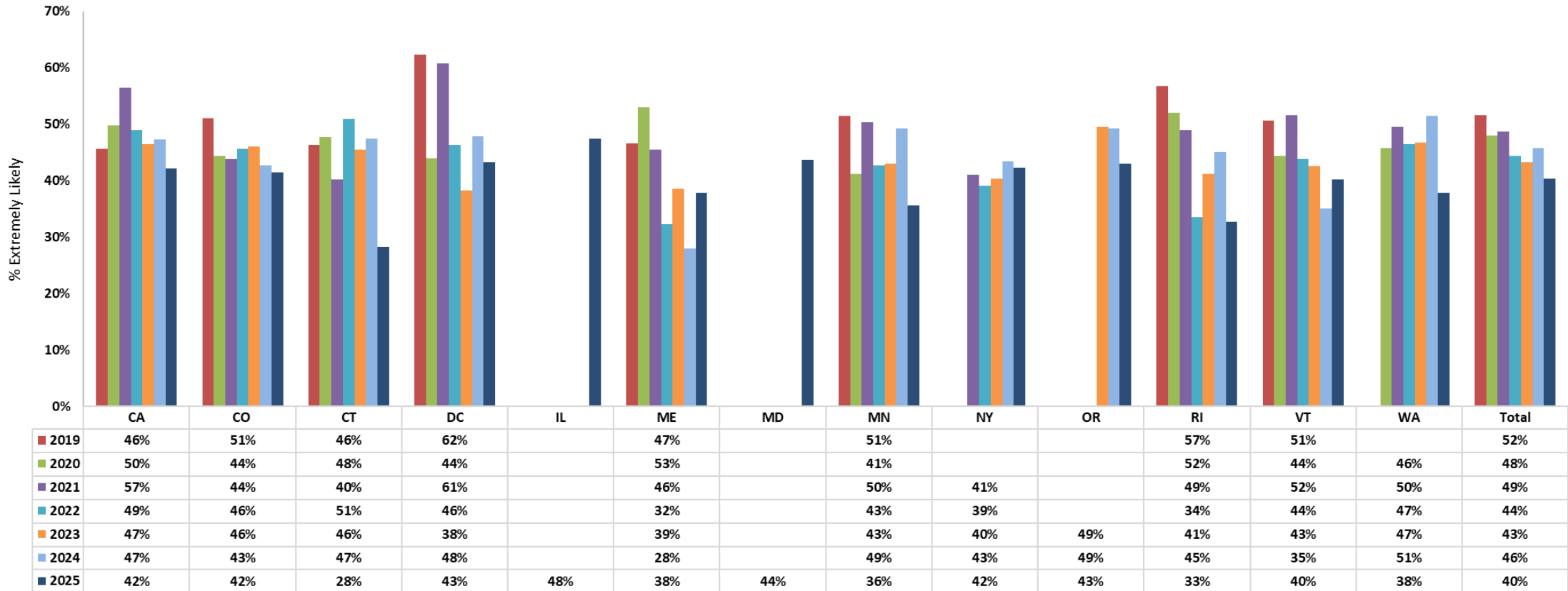


**Data is not shown for professional painters in individual states/the district due to low sample sizes.*

TREND: Extremely Likely to Recycle Paint, Recent Purchasers

- ❖ The percentage of end-consumer respondents who were “extremely likely” to recycle in the future was slightly lower in 2025 (40%) than in 2024 (46%). In fact, this measure has been trending downward since we started tracking it seven years ago.
- ❖ Recycling intentions dipped in most states/the district, with the exception of Maine and Vermont.

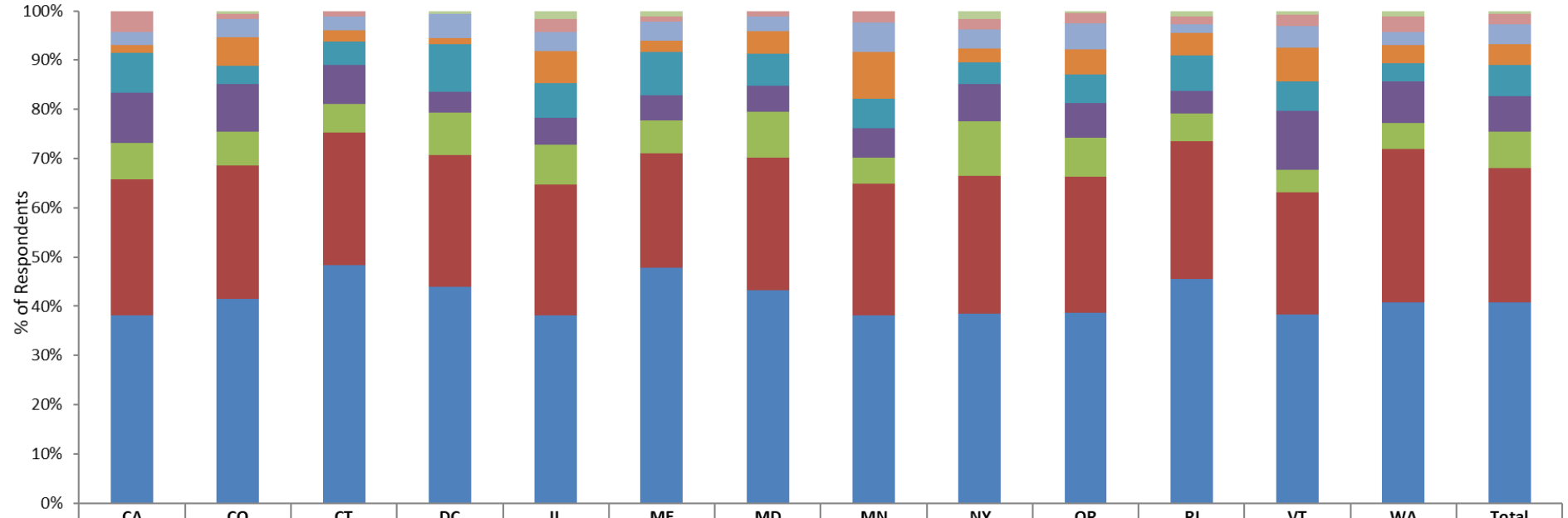
TREND: Extremely Likely to Recycle In Future, Non-Pros Who Purchased Paint in the Last Year



Open-Ended Commentary: Recycling Motivators

- ❖ The most common motivations to recycle paint were to “do the right thing” and to help/save the environment.*
- ❖ To a lesser degree, the “recycle everything” mentality played a role as did reducing hazardous waste/clutter and helping others.
- ❖ Sample comments are provided in the following pages.

What would be your personal motivation for recycling your leftover paint in the future?



	CA	CO	CT	DC	IL	ME	MD	MN	NY	OR	RI	VT	WA	Total
I Didn't Know I Could / Awareness Gap	0%	1%	0%	1%	2%	1%	0%	0%	2%	0%	1%	1%	1%	1%
Financial Motivations / Coupons / Rebates	4%	1%	1%	0%	3%	1%	1%	2%	2%	2%	2%	2%	3%	2%
Reuse / Helping Others	3%	4%	3%	5%	4%	4%	3%	6%	4%	5%	2%	5%	3%	4%
Waste Reduction	2%	6%	2%	1%	7%	2%	5%	10%	3%	5%	4%	7%	4%	4%
Deduttering / Getting Rid of Paint	8%	4%	5%	10%	7%	9%	6%	6%	4%	6%	7%	6%	4%	6%
Safety / Health Concerns	10%	10%	8%	4%	5%	5%	5%	6%	8%	7%	4%	12%	8%	7%
Passion for Recycling	7%	7%	6%	9%	8%	7%	9%	5%	11%	8%	6%	5%	5%	7%
Environmental Responsibility	28%	27%	27%	27%	27%	23%	27%	27%	28%	28%	28%	25%	31%	27%
Personal Satisfaction / Right Thing to Do	38%	41%	48%	44%	38%	48%	43%	38%	38%	39%	46%	38%	41%	41%

Sample Comments* – Right Thing To Do

Right Thing to Do

Because I feel like it's the right thing to do to protect others around me

Better for environment. Im older and more responsible now

doing something positive for the environment. doing the right thing.

Doing the right thing

doing the right thing

I believe in being a responsible eco conscious individual, and will dispose ethically.

It is just the right thing to do as well as eco-friendly. Why wouldn't anyone recycle paint when there are places to take it.

It is just the right thing to do for the sake of the environment.

it is the ethically responsible thing to do

It is the right thing to do

It is the right thing to do.

Its the right thing to do and its easy to do.

It's the right thing to do and you pay for it when you buy your paint.

Knowing I was doing the right thing. Not poring it out on the ground or washing it down the drain

Paint is better than it used to be,being water-based typically but it does and can cause damage to our environment. It should be taken care of responsibly

Same reason recycling motivates me in general. It's just the right thing to do.

Seems like the right thing to do

Taking care of the environment is everyone's responsibility

To do the right thing.

To protect the environment and be responsible.

Doing my community duty to recycle whenever I can.

Doing things right

Sample Comments* – Environmental and Recycling Motivations

Environmental Motivations

Better use of resources and better for the environment

Building a more sustainable future, avoid hazardous consequences for the environment

Doing something positive for the environment and letting others get use out of my paint that I no longer need

Doing what's good for the environment

Don't want to be harmful to the environment

eco friendly tot he environment

Environmental concerns, would not want to dump it down the drain.

For environmental reasons. I have also taken it to fund raising events at schools.

For recycling leftover paint in the future, my personal motivation would be wanting to have a cleaner environment and to not cause any harm to our already polluted environment

I assume it would be the most environmentally friendly thing to do, and I do care about the environment.

I care about the environment. I work for Ben and Jerrys and part of our social mission is the environment

I recycle everything in order to do my part in bettering the environment and doing things the right way to set an example to others

I wanna make sure none leaks out in the environment

I wanted to keep hazardous paint chemical from my eco system and lakes nearby

I Would think that paint would be good for our environment so that is the reason I thought of and will do that recycling with any leftover paint from now on.

If there was some sort of financial incentive again and it's helping the environment. That's a win win.

It is important to me to recycle anything that can be recycled. Our planet needs our help.

It would have environmental benefits to be recycled correctly. Keeping potentially harmful substances out of ecosystems.

It's important to do my part to protect our community and our planet. That means not being wasteful or reckless with hazardous materials.

Knowing that the leftover paint would be accounted for properly and not disposed of in a way that would negatively impact the environment.

My motivation would be to reduce environmental impact and support sustainable practices in my community.

Avid Recycler

I have recycled items for years.

I already recycle so this would be easy to remember. best motivation is recycling center near home.

I am an avid recycler of everything that can be recycled

I believe strongly and recycling and repurposing. Better for the Earth - better for us all.

I recycle everything I can. As a family we do. If it take a special trip, that's what it takes. I didn't know paint/hardware store will take old paint. I'll have to check that out.

If I know it can be recycled, I would take to nearest recycling center. I am big on recycling but have not done it for leftover paint cans.

Always like to do my part in recycling

Everything that can be recycled is important to do

I try to recycle as much as possible as it's good to continue to use things that can be recycled not just due to overflowing landfills and contamination but so new items can be made from old.

Sample Comments* – Safety/Wellness Concerns

Safety/Wellness

"I would recycle to ensure the paint is disposed of safely, protecting my family and community from hazardous waste."

A safe and easy way to get out of the house

A safe way to dispose and potentially save money

As someone whose job focuses on environmental health I'm a huge proponent of recycling

because it is the best way to disposal of leftover paint and you can be reassured that it is the safest way.

Ensuring the safety of our environment and it's inhabitants.

Environmental safety, responsibility, helping others with having affordable paint options

Environmental safety.

Honestly, I'd recycle leftover paint so it doesn't end up polluting the environment or sitting in my garage forever. It feels good knowing it can be reused or disposed of safely, and it helps keep my community cleaner.

I would be happy to recycle it if I knew where to take it. I feel like it'd be healthier and better used that way.

I'd feel better knowing that leftover paint was being disposed of properly, safeguarding environment and humans from any toxic leftovers.

It would be a safer more responsible means of disposal

Keep chemicals out of our landfills and to dispose of safely

My personal motivation for recycling leftover paint in the future would be to protect the environment, reduce waste in landfills, and ensure that the paint is safely and responsibly reused rather than contaminating soil or water. It also feels good to contribute to a sustainable solution and set a positive example for others.

My personal motivation for recycling leftover paint would be to protect the environment and ensure hazardous materials are handled safely, while also freeing up storage space at home.

My personal motivation is to be first to protect the environment and also avoid any waste and hazard health problems

My personal motivation would be to dispose of the leftover paint in a safe. Healthy and non hazardous way so it does not affect any other people possibly.

So that it is taken care of safely or used

to keep my home safe and allow others to use leftovers for smaller projects.

Because it's toxic and you want to take it to a facility where it will be properly disposed of or recycled

Because that seems least harmful

I have always wondered where toxic materials are disposed. I love that paint is also something that can be recycled! I will spread word if I come upon it and also do this myself :)

That stuff doesn't disappear and it has toxic effects on wildlife and waterways.

Sample Comments* – Decluttering Motivations

Declutter

Because I was never sure what to do with the leftovers so they just accumulated in my basement

Clear out space and make sure it gets used.

Don't like clutter

don't need it, takes up space

Easy way to get rid of it and not having it stored into my house

Get it out of my garage instead of letting it dry out and put it into the trash.

Get rid of unwanted space in our garage or basement

Getting it out of my way to reduce clutter in my Area

I already like to recycle my trash and any item in my household such as clothes that'll go to donation. I enjoy the idea of being able to take something and find a way to reuse it so that we can avoid adding it to the landfill and doing more damage to the world. Knowing paint can be recycled is a game changer and should be a knowledgeable tool to know as I'm sure there a ton of people that have left over paint to which they have no idea what to do with so they either discard it incorrectly or it sits somewhere in the basement collecting dust.

I don't have a lot of space, so getting rid of it is a priority. And I would like to do it the proper way.

I want to keep the water system clean and want to avoid cluttering my house

I would like to do my part to help with the environment, as well as free up space in my cellar where I store my paint cans

I would like to get rid of it but I tend to store it because I don't know what else to do

if i can recycle paint I would rather it be recycled than sit in a garage going unused and it's not great for the environment either.

It seems like a way better way to get rid of the paint then letting it sit in my basement

So it doesn't end up in my basement

So that I don't have many paint cans in my garage

To get rid of all the cans and buckets I have stored in the garage

Sample Comments* – Waste Reduction Motivations

Waste Reduction

Conservation of resources. Less waste.

Convenience and to reduce waste.

Cutting down on waste and environmental hazards

Environmental responsibility and reducing waste. I want to do my part to protect the environment and ensure paint doesn't end up in landfills where it could harm soil and water quality.

For future projects, reducing waste and protecting the environment.

I always want to be efficient and not wasteful, recycling is a good way of accomplishing that.

I don't like to waste things or add too landfills.

I try my best to recycle as much household waste as possible so that it doesn't end up in the landfill.

I usually purchase recycled paint, I would recycle my leftover paint to prevent any possible contamination in waste facilities and it's better for the environment.

I want to make sure we don't dispose of toxic materials improperly and that items will not be wasted.

I would most motivated for recycling leftover paint in the future because it reduce waste, save environment from pollution.

It's better for the environment and anything to reduce waste is something I am personally interested in

Knowing that recycling leftover paint is beneficial for the environment and keeps dangerous chemicals out of landfills and water is what personally motivates me to do so. Recycling gives me comfort in knowing that waste is being handled properly because I dislike the idea of it just lying about or posing a risk.

My main motivation for recycling leftover paint in the future would be to reduce environmental waste and keep harmful chemicals out of landfills.

My main motivation is environmental responsibility, keeping waste out of landfills, and conserving resources.

My motivation is that I don't like waste.& if it can be used, or not the hardware store will know exactly what to do with it. I just had no idea before now that where I bought it, would take it back. Of course I will call first to make sure of.

My motivation would be reducing environmental waste and promoting sustainable resource use.

My personal motivation for recycling leftover paint would be to help protect the environment and reduce waste by keeping harmful materials out of landfills.

My personal motivation would be to reduce waste and ensure the paint is handled in an environmentally responsible way.

Not contributing to hazardous waste and enjoying circular economy dynamics

So that it doesn't so harm to the environment or waste water system

So that others would be able to use it, so that it does not go to waste.

To help protect the environment and reduce waste while giving leftover paint a useful second life.

To reduce waste and contamination

To save on waste.

I feel bad about wasting stuff like this

Sample Comments* – Reuse Motivations

Re-Use

Allowing it to be reused and preventing additional paint from being sent to landfills.

Because I believe in providing for others to reuse

Because someone else could use it.

Because when you recycle it can be made into someone else's treasure (one man's trash is another man's treasure)

Better for the environment and possibly someone else could use it.

Better to recycle than discard. Maybe someone else can use it.

Can help someone else out at a cheaper price - good for the environment

Cleaner environment and reduce the need for manufacturing new paint. Why make more when you can recycle and reuse.

Give someone else the chance to get paint they normally may not be able to afford. And someone can use the paint that normally would be tossed out

Having someone else use it first, and then it would be properly disposed of if no one wanted it.

I already recycled as much as I can. I'm a crafter and I like to reuse things if possible and I want to take care of the earth is best as I can by doing my part.

I am all for recycling objects so that they don't end up in landfills and are able to be reused

I just like the fact of being able to reuse something instead of just throwing it away

I think recycling is a great way to get rid of stuff so it can be reused

I would like it to be reused if possible. I would hate to waste anything that could be reused.

I would love for the paint to be reused and not placed in a dump

I would prefer that it be recycled if someone else has a use for it. Or maybe I could reuse it after the process, I'd be interested to research further.

I would recycle leftover paint to reduce environment impact, prevent hazardous materials from entering landfills or waterways, and make sure the paint can be reused rather than wasted.

If I can no longer use it myself, I'd prefer to recycle leftover paint so that it can be of use to someone else and/or that I don't contribute to an environmental hazard.

If someone can truly reuse it for whatever purpose, it's better than a hazardous waste facility just getting rid of it.

It could be used by someone else instead of throwing it away.

It's the environmentally responsible way to dispose of excess paint. If I had enough extra paint that I knew I would not use but that someone else could, I would take it to the Habitat for Humanity store.

It's the right thing to do rather than paint or anything that can be recycled or reused.

Maybe be able to help someone else out with the paint I recycle

My motivation would be that someone else will be able to use it and it won't go in waste.

My personal motivation for recycling leftover paint would be to protect the environment and avoid polluting water or soil. Recycling also helps reduce waste at home and gives the paint a chance to be reused instead of being thrown away.

My primary motivation for recycling leftover paint is environmental responsibility, as it ensures proper disposal and reuse rather than contributing to landfills. It's also about doing my part for the community by keeping our local area clean and setting a good example for my kids. It's a simple action that aligns with my values as a progressive person who works in the energy and utilities sector.

Rather than have the paint sit around forever, I would want it to be used by someone else or disposed of properly if nobody else wanted it.

So I don't waste it and someone else can use it

Someone else could probably use my paint.

Sample Comments* - Knowledge that I Can and Financial Motivations

New Knowledge That Paint Can Be Recycled

Because I saw a commercial for the other day and I didn't know you could do that

Giving it to those who need it more perhaps. I didn't know you could do that!

I didn't know that paint was recyclable or that it was bad for the environment to throw it away. I care for the environment and want to do my part by recycling what I can.

I didn't know you can, now I don't have to ask everyone do they need paint, just to get rid of the extra

I just didn't know it could be recycled. Now that I do I will recycle it because recycling is good for the environment.

I like to do things the right way. I didn't know it could be recycled till now. Now I know

Because I have the right information to dispose any leftover paint for recycling

Because I learned left over paint is recyclable

New information thank you

I learned a little more about this.

Knowing the information now & making sure it is disposed of properly at a recycle facility.

Now that I know, it makes a great deal of sense.

Simply knowing where and how.

I tend to recycle/upcycle things and if I knew this could be done I would do it.

Financial Motivations

A coupon for next paint purchase

By recycling paint I'm saving some money

Cleanliness, a voucher system would be helpful!

For people who don't have money can use it, it doesn't go to waste and it doesn't wind hurting something or someone

I keep it to myself instead of giving to somebody else because it cost me some money to get it

it can help save money

To save money for others, while having paint put to use without it being thrown out.

For some extra change

Getting compensated for recycling or taking back whatever paint I have.

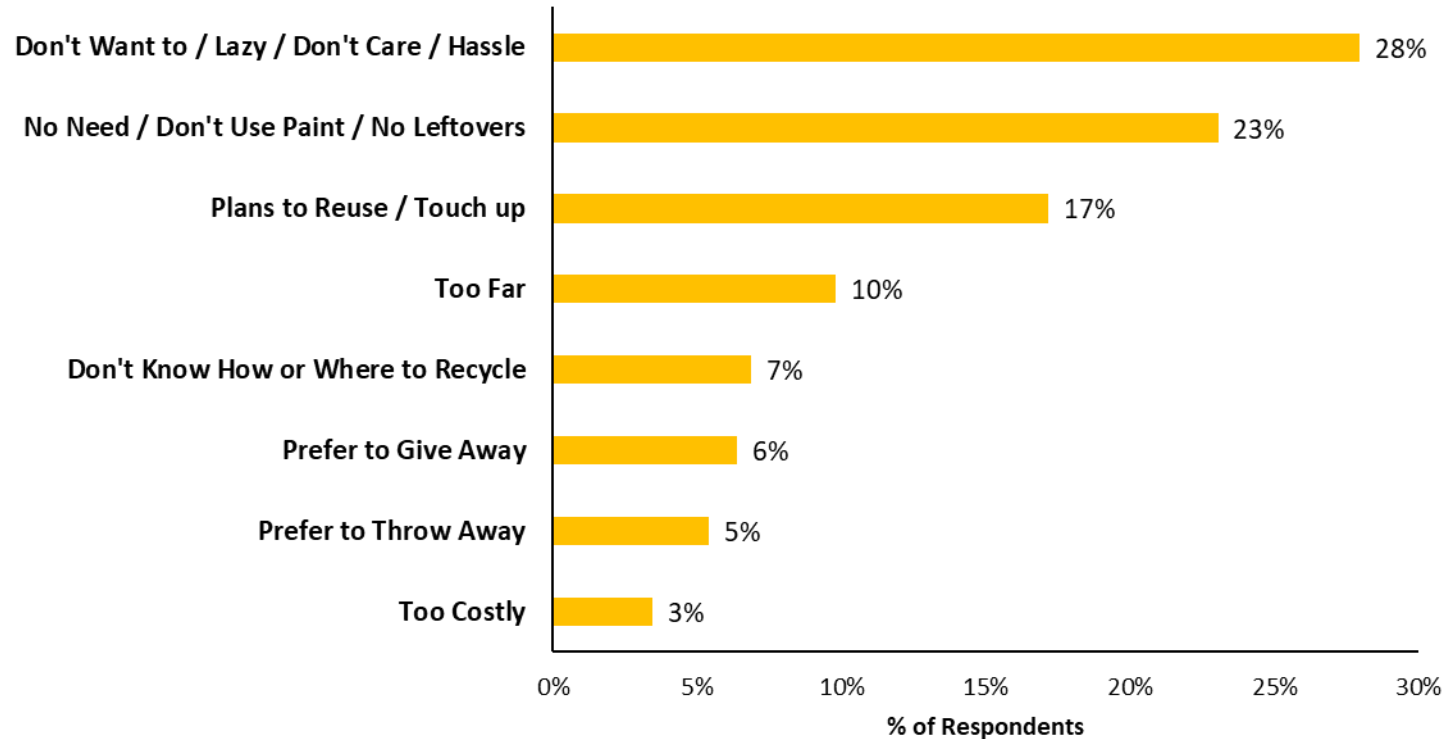
A discount on future paint

Incentive

Open-Ended Commentary: Recycling Obstacles

- ❖ The most prevalent obstacle was that recycling paint was perceived as a hassle/inconvenient (28% of those unlikely to recycle).
- ❖ About a quarter (23%) said they wouldn't recycle paint because they didn't paint and/or wouldn't have any to dispose in the future.
- ❖ Slightly fewer (17%) said they would rather keep and/or re-use leftover paint.
- ❖ Others said it was too far away to a drop-off location (10%), they didn't know where/how to recycle (7%) or preferred other disposal methods (11%).
- ❖ The complete set of comments is provided in the following pages.
- ❖ *Note: Data is not shown for individual states/the district due to low sample sizes.*

Why are you unlikely to recycle leftover paint in the future?



Comments – Don't Want to / Lazy / Don't Care / Hassle

Don't Want to / Lazy / Don't Care / Hassle	
Too much work	It's too much trouble.
To much work. I would rather use it and whatever is left i throw away not always able to go far out of my way. Best to try and use all paint in future.	too much effort - line is too long
Yes, way too much of a hassle. And ill probably keep left over paint for touch ups in the future	too much hassle, and I would need to make a real extra effort
It just one more thing to deal with. Generally I want some for touch ups anyway	I may forget such exists
Because it is an inconvenient thing to do and would annoy me going out of my way to just get rid of a gallon of paint.	I might do it if it is easy
Leftover paint is the absolute least of our worries when it comes to the environment, pollution, or recycling. this is just ridiculous to waste my time taking paint to be recycled. I just use it up the majority on some scrap wood, let the small amount in the can dry up, and toss it.	just not on my to do list
Too much hassle and don't think there's a place near me.	I might forget that I can recycle paint
Too much work and too far	Why who would want it
Not worth the drive and the wait in line to recycle it. Gas is way too expensive in Washington State.	Because I don't care about recycling anything
Its only a little and not worth time or effort	It is a hassle
Time	It sounds like a lot of work.
it just seems like work that i dont have time for	Lot of effort.
I just don't have the time for that	When I've gone to recycling center the people there are very rude
It is impracticable	I dont care enough to make the effort.
It means I have to go out of my way and I don't have time for that.	I don't see myself going any distance to recycle paint. I do not own a vehicle and walking with a heavy can of paint is not what I would do.
Probably going to forget to do this in the future by the time I paint	It is too much inconvenience.
In my city, we have special days when you can recycle hazardous materials, but there is always a long line and it's always on weekends. I work, and so that's when I need to do household work and errands. If it was curbside recyclable, I'd recycle every single time.	It is too much of a hassle.
Seems like a waste of time	Because I'll forget
Time expense	Don't want to
I'd rather save myself time and throw it in the trash unless I had a large amount then I would consider recycling	Don't care
I'm busy with two kids and a full-time job. Driving somewhere to take some paint isn't a high priority. If there's a pick-up program, that would be great	dont want to
It's a hassle	Hassle
I'm lazy.	I don't want to
I'm pretty lazy and I like to save things for the future.	I've never been interested in recycling paint. Maybe I would try it, but I don't know.
I'm lazy.	No car
Too lazy	To much work
not a concern	I don't give a...
Don't want to research where to take it.	It would be a pain to take somewhere.

Comments – No Need or Prefers to Throw Away

No Need / Don't Use Paint / No Leftovers	
because I use it up	I just don't deal with paint and also I feel like it would be hard to recycle paint.
I rarely have leftover paint. Any small amounts I dry out and put in trash.	No projects
less than a gallon most times	i always use my left over paint
I use all my stuff last time I had a half can paint left and my sons playing busted a giant hole in my wall I had to patch u	won;t have paint
I don't have any paint.	The amount would be minimal
I won't be using paint in the foreseeable future	I dont plan on having leftover paint
Because I always use it all. I never have leftover paint that I cannot I cannot use somewhere.	Don't need to
Because I don't have a reason to buy paint	I don't ever buy paint
I don't paint	I usually do not have much paint left over and I go to the transfer station quite often.
Because I never painted so I don't have paint	I don't buy paint I get someone to do it for me
Cause I don't have any	I just don't see a need to
do not use paint	I'm a renter
I don't own any	I hire it out now
Really never have any left	Want have any
I use it all.	Don't plan on painting.
Don't have much left. Not worth it	I don't use paint
I don't paint	I don't use paint
I don't paint	I don't need paint
because I don't paint.	I'm not painting
Because I don't have any left over paint	No need to
Don't paint	Because I don't use paint
Don't have much	I don't buy paint
I only buy the amount I need and use it all	don't need to

Prefer to Throw Away	
Because I eventually use it up dry out the can and dispose of the can.	I rarely have leftover paint. Any small amounts I dry out and put in trash.
After I'm done I would discard unused paint or store unused paint away	I would put kitty litter and trash it
Dunno. I'd rather just throw it away discretely.	I don't know where to do so
I think how I dispose of it is fine	I recycle it myself for art projects by hardening it and slicing up the results.
The can is never fully empty so the trash is the best option rather than recycling can paint that is not fully empty	I will hold on to it until it's bad. Then throw it out.
Because I prefer to pour down the drain	

Comments – Plans to Re-use or Give Away

Plans to Reuse / Touch up	
I don't know where to go, or how to do it. If it's easy, I'll consider it. But what's more likely is, I'll just keep it until I might need it, and maybe leave it for the next occupant of my house.	Might need to use it again
After I'm done I would discard unused paint or store unused paint away	Yes, way too much of a hassle. And ill probably keep left over paint for touch ups in the future
We save it to use later or give to family	I may need it in the future, for touch up, etc.
To much work. I would rather use it and whatever is left i throw away not always able to go far out of my way. Best to try and use all paint in future.	It just one more thing to deal with. Generally I want some for touch ups anyway
To reuse it	Because I may use it in the future
I would keep it for possible touchups in the future.	I still would have to use it someday, and I don't why keeping leftover paint is bad
If the leftover paint is usable, I will keep it for touchups or another project. If it is not usable, I will take it to the recycling center for disposal.	because I tend to keep my left-over paint incase i or someone around me needs any
It can be stored and used for later if necessary	It is just an extra step when I can put it somewhere and forget about it
because i can use it still or someone i know can use it	Always will have a use for it
IDK PERFER TO USE IT UP OR NEED IT FOR TOUCH UPS	I may have use if it later on.
Might use it again	I'll find something cool to do with it
I usually just keep it for the future	I'll use old paint first on something
I will keep it in case I need it again	I. Keep. My. Paint.
I dont usually recycle things that i can always reuse, but if i wasnt going to use the gallons of pain i have leftover I probably would recycle it then.	So I can paint with it
Because I can always use it for touch up or use it for something else	Save for other projects
Because if I pay for it I'm going to use it eventually and not loose money by not using it	It's easy to keep left over in case
I keep it until I use it all up.	Just if I don't need the rxtra
I'll use it	

Prefer to Give Away	
Well Ballou High School in Washington DC have students who will pick up unwanted paints at no cost.	I want to recycle the left over paint in order to help needy relatives
It just seems like something that would make me go out of my way to recycle paint when I know that there is someon	Donate to family
Someone else can use it	I would give the leftover paint away if it were still good.
Why recycle when I save to use later or donate to someone who can use it as is?	Because I'll find someone who wants/needs it
Same as always, donate it to local school. They use it for projects in different classes.	I give to the habitat for humanity. They sell at a discount and make money to build houses for low income familys.
I typically give it away	We save it to use later or give to family
Because I usually give it away	

Comments – All Other Obstacles

Don't Know How or Where to Recycle

It just seems like something that would make me go out of my way to recycle paint when I know that there is someone I would like to recycle paint if a place to do so is near enough by	I don't know where to bring it because I don't know any places that does that.
Don't know where the recycling place is.	I would if I knew where to do so
I don't know where to go, or how to do it. If it's easy, I'll consider it. But what's more likely is, I'll just keep it until I might	insufficient information
The stores charge the paint fee, but they don't accept the cans back.	don't where to go
I don't know how to recycle paint	nowhere to take it
Tell me where	I don't know any place that would take leftover paint.

Too Far

I am unlikely to recycle left over paint because my experience is these recycle days are not at convenient times or locations for me.	Location far away
Too much hassle and don't think there's a place near me.	To much work. I would rather use it and whatever is left I throw away not always able to go far out of my way. Best to try and use all paint in future.
Its too far away. Not convenient	Because it is super old and not that much and the hazardous waste facility is closer
Getting to the location	I don't use paint.
No place near me to do this. Otherwise, I would do it in a heartbeat.	I don't want to drive far to recycling ctr
There are no paint recycling locations near where I live.	It would be out of my way
Location	No place close to where I live does that
no facility nearby	Hazardous waste facility is closer.
the drop off times and locations are likely not convenient to my home.	I doubt that there is anyplace near where we live to recycle paint.
Recycling location is far away.	I probably won't want to take the trip to bring it or have someone come pick it up.

Too Costly

Drop off locations I know of are once a year events that you are charged for the amount. Places like Home Depot or Lowes do not have these services.	Because like anything else I've been responsible for recycling I am not only having to interact with individuals I would normally not interact with, but also charged a recycling fee.
Cost of doing so	because in my area recycling paint is not free they charge as much as \$5/can or bucket
Cost of recycling	Not worth the drive and the wait in line to recycle it. Gas is way too expensive in Washington State.

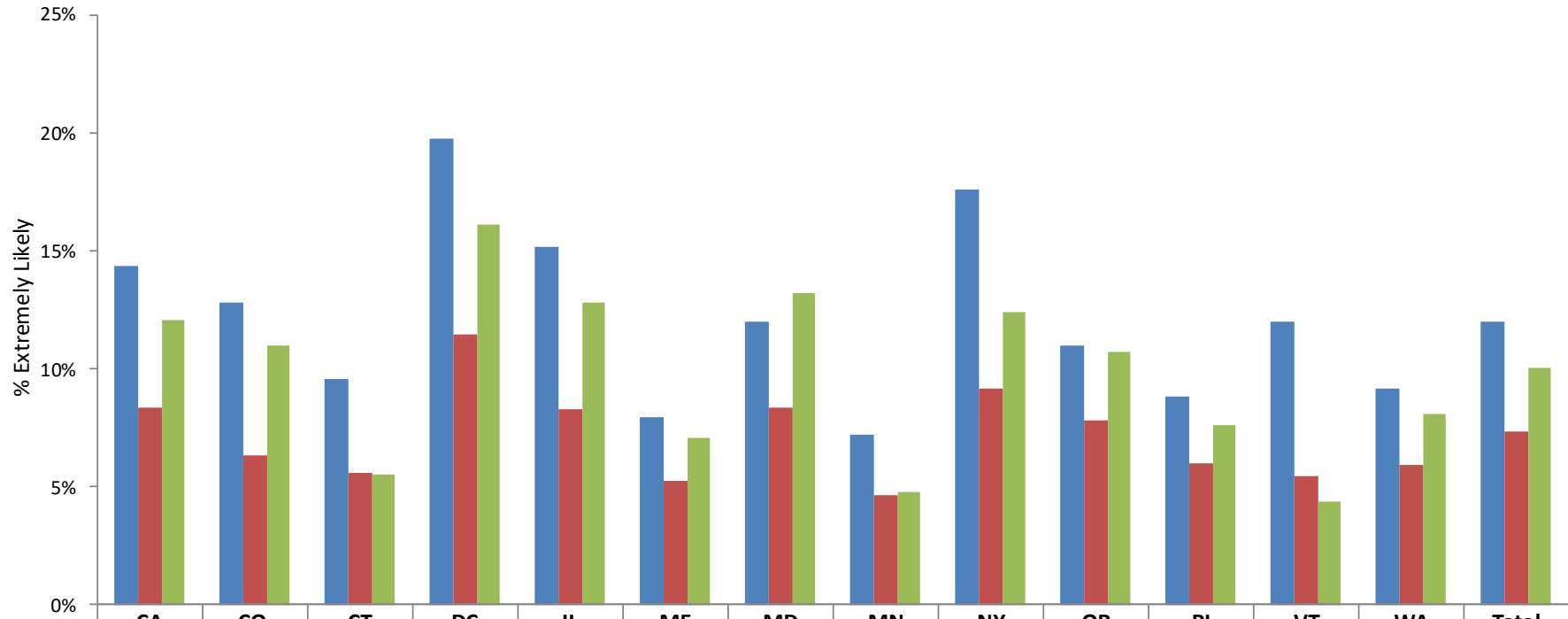


ADVERTISING AND MARKETING CONSIDERATIONS

PaintCare Awareness

- ❖ Overall, 12% of respondents said they had heard of PaintCare before.
- ❖ Awareness was much lower among end-consumers (7%) than professional painters (58%).*
- ❖ It was slightly higher among end consumers who bought paint in the last year (10%) than among all end consumers (7%)

Have you ever heard of PaintCare, the program that sets up sites that take paint for recycling?



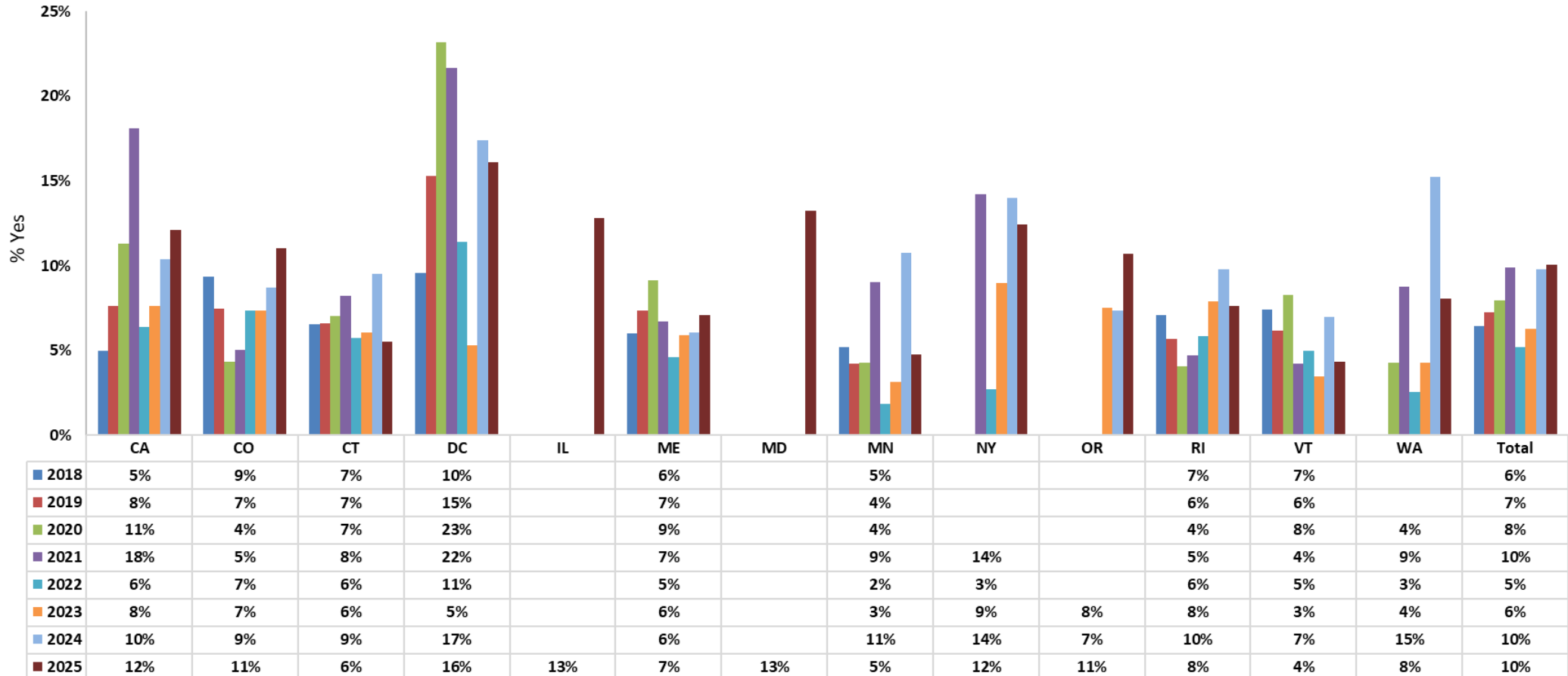
	CA	CO	CT	DC	IL	ME	MD	MN	NY	OR	RI	VT	WA	Total
All Respondents	14%	13%	10%	20%	15%	8%	12%	7%	18%	11%	9%	12%	9%	12%
Non-Pro Painters	8%	6%	6%	11%	8%	5%	8%	5%	9%	8%	6%	5%	6%	7%
Non-Pro, Purchased in Last Year	12%	11%	6%	16%	13%	7%	13%	5%	12%	11%	8%	4%	8%	10%

**Data is not shown for professional painters in individual states/the district due to low sample sizes.*

TREND: PaintCare Awareness, Recent End-Consumer Purchasers

- ❖ The percentage of end-consumer respondents who had heard of PaintCare was the same in 2025 as in 2024 (10%).
- ❖ Results varied by state/district. The biggest gain was in Oregon. Drops in brand awareness were seen in Minnesota and Washington.

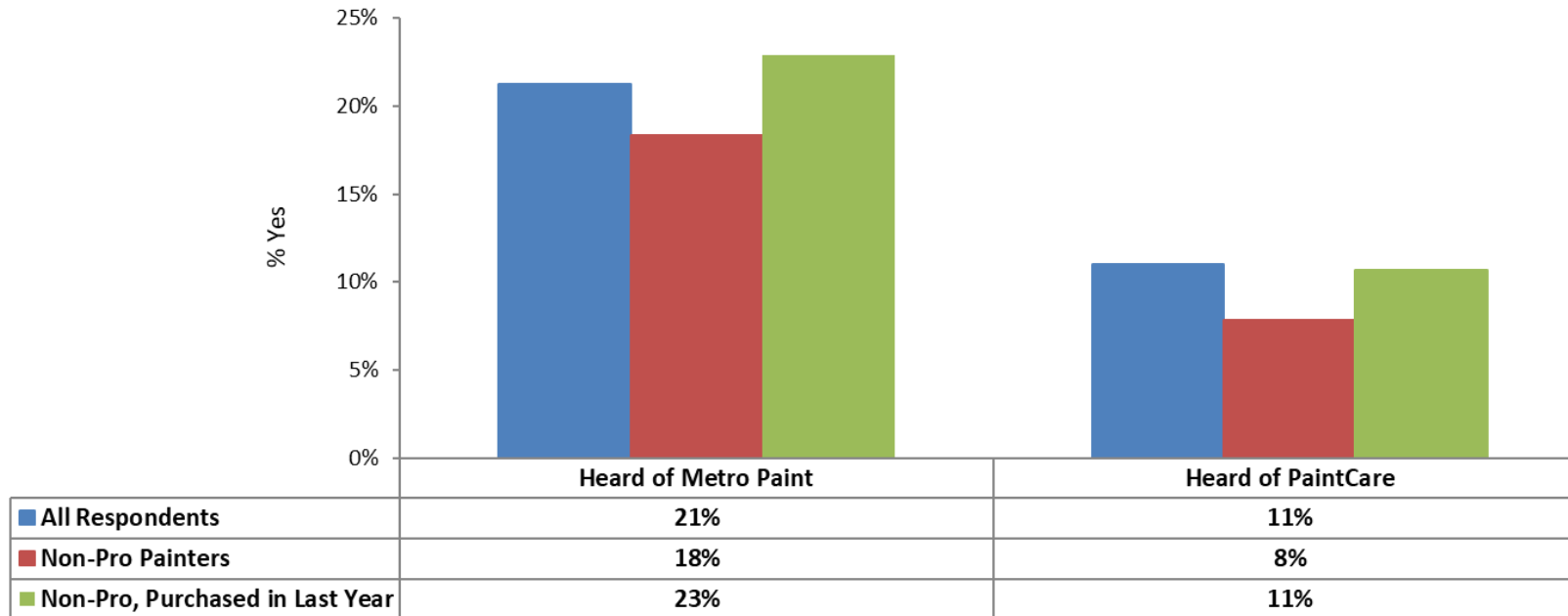
TREND: Heard of PaintCare, Non-Pros Who Purchased Paint in the Last Year



Metro Paint Awareness

- ❖ About twice as many Oregon respondents were familiar with Metro Paint (21%) than PaintCare (11%).
- ❖ This ratio also held true for all end consumers and those who purchased in the last year.

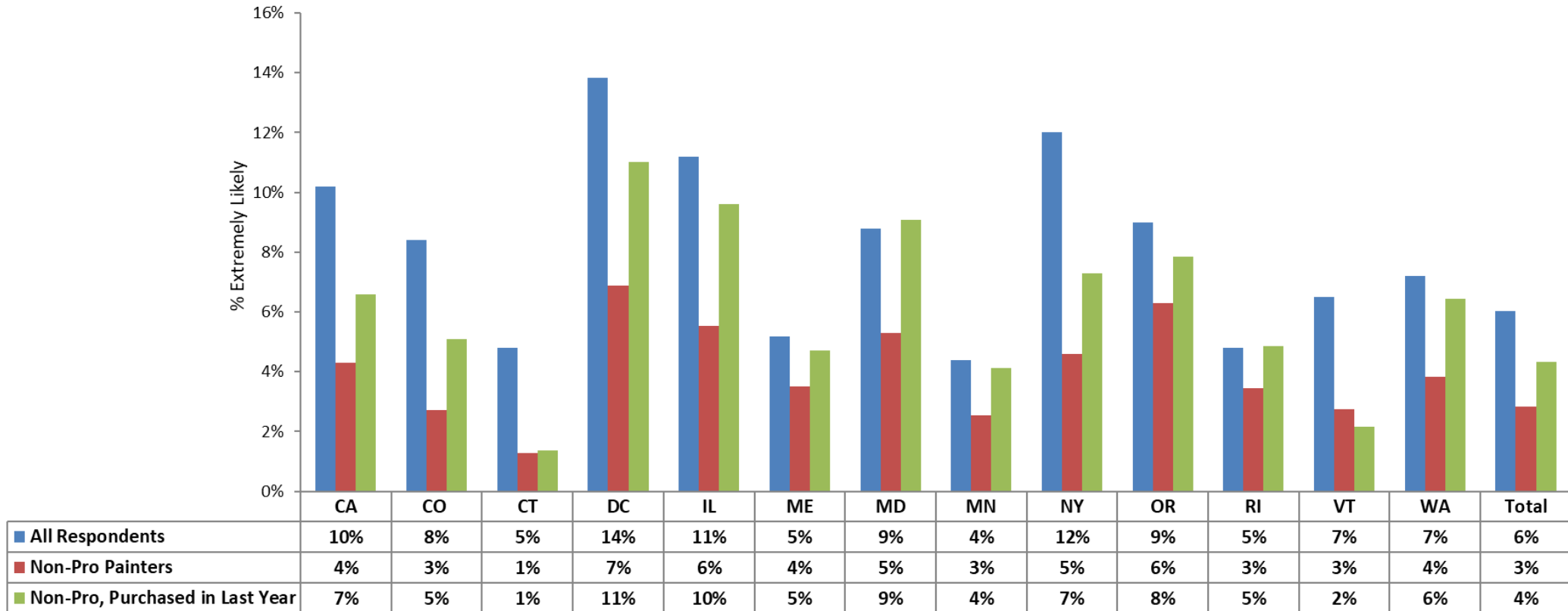
OREGON ONLY: Have you ever heard of Metro Paint, another site in Oregon that has accepted paint for recycling in the past?



Ad Recall

- ❖ 6% of respondents recalled a PaintCare ad (or Metro ad in Oregon), about the same as last year (7%).
- ❖ Non-professionals were much less likely to have encountered an ad (3%) than professional painters (44%).
- ❖ Recent purchasers were slightly more likely to have encountered an ad (4%) than all end consumers (3%).

Do you recall seeing or hearing an advertisement about paint recycling, PaintCare (OR only: and/or Metro Paint) in the last several months?



Shown as a percentage of all respondents

**Data is not shown for professional painters in individual states/the district due to low sample sizes.*

N=CA 501; CO 250; CT 250; DC 253; IL 250; ME 251; MD 250; MN 250; NY 250; OR 1201; RI 250; VT 200, WA 250; TOTAL 4406

Ad Recall Types

- ❖ Overall, TV was most frequently cited by respondents who remembered ads (typical response even when TV ads not running), followed by online advertising.
- ❖ Other common ad types varied by state/district, between radio, newspaper, billboard and mail.
- ❖ *Note: sample sizes are small by state/district; as such, results should be considered anecdotally.*

What type(s) of ad(s) do you recall? Choose all that apply.

Ad Type	CA	CO	CT	DC	IL	ME	MD	MN	NY	OR	RI	VT	WA	Total
TV	63%	67%	42%	63%	71%	31%	55%	64%	70%	53%	50%	46%	33%	57%
Online Advertisement	63%	38%	58%	60%	64%	31%	68%	36%	57%	49%	33%	38%	61%	53%
Newspaper	37%	38%	58%	54%	46%	38%	50%	27%	47%	28%	17%	46%	50%	39%
Radio	29%	33%	33%	46%	25%	54%	27%	27%	40%	31%	25%	54%	28%	34%
Billboard	29%	24%	58%	37%	21%	8%	36%	18%	23%	20%	33%	38%	28%	27%
Mailer sent to my home/business	10%	14%	33%	23%	11%	23%	5%	9%	10%	13%	0%	46%	33%	15%
Unsure	2%	0%	0%	0%	0%	0%	5%	0%	0%	8%	0%	0%	11%	3%

Shown as a percentage of those who recalled an ad

Recall of Other Marketing Measures

- ❖ Among those who had heard of PaintCare, word-of-mouth communication was the most common source of information in most states. HHW centers also play a key role in most states/the district.
- ❖ Brochures, social media, signs, displays and online research were all important methods as well.
- ❖ *Note: sample sizes are small by state/district; as such, results should be considered anecdotally.*

Do you recall hearing about paint recycling, PaintCare (OR only: and/or Metro Paint) in any of the following other ways?

Communication Type	CA	CO	CT	DC	IL	ME	MD	MN	NY	OR	RI	VT	WA	Total
From a friend/relative/colleague	51%	38%	38%	38%	42%	15%	46%	44%	52%	34%	36%	21%	39%	41%
From my local hazardous waste center or transfer station	38%	34%	46%	50%	29%	15%	29%	22%	48%	27%	18%	29%	30%	35%
Sign/poster/display at a paint/hardware/lumber store	33%	28%	25%	42%	32%	50%	43%	33%	23%	19%	36%	33%	35%	34%
Facebook/social media	33%	28%	25%	32%	39%	20%	39%	17%	41%	22%	23%	21%	43%	32%
Brochure/card at a paint/hardware/lumber store	25%	16%	25%	32%	37%	35%	14%	11%	34%	18%	18%	38%	30%	27%
At one of PaintCare's one-day paint collection events	26%	6%	25%	30%	24%	15%	29%	17%	20%	8%	14%	21%	22%	22%
Mailed information	28%	16%	25%	16%	24%	10%	11%	17%	18%	9%	18%	13%	13%	19%
From my own online research (e.g. searched "how to get rid of paint")	24%	19%	8%	26%	24%	15%	25%	6%	11%	19%	5%	17%	13%	18%
None	6%	6%	8%	4%	5%	10%	0%	0%	2%	17%	18%	13%	4%	6%
Other*	1%	3%	8%	0%	0%	0%	4%	6%	0%	2%	0%	4%	4%	2%

Shown as a percentage of those who had heard of PaintCare

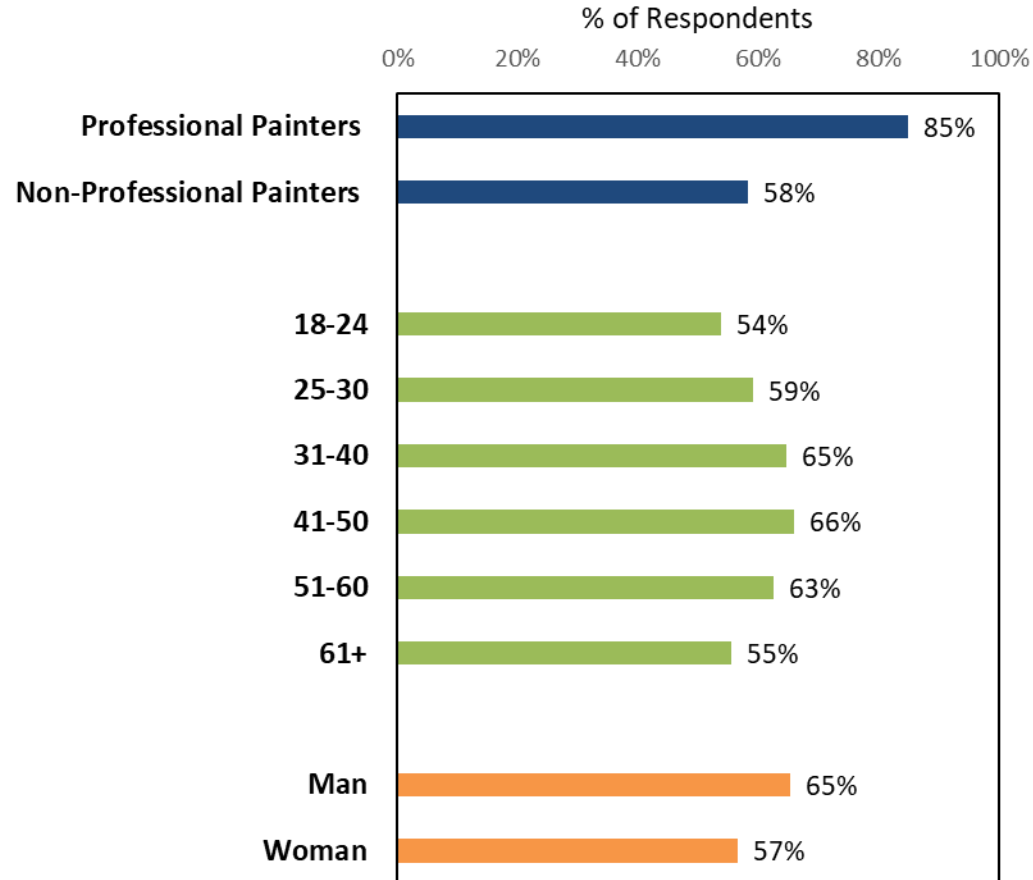
*Other: news, recycle app, BRING in Eugene



**APPENDIX 1:
IMPACT OF PROFILES ON RESULTS
(Cross-Tabs, All Respondents)**

Cross Tabulation – Paint Purchases

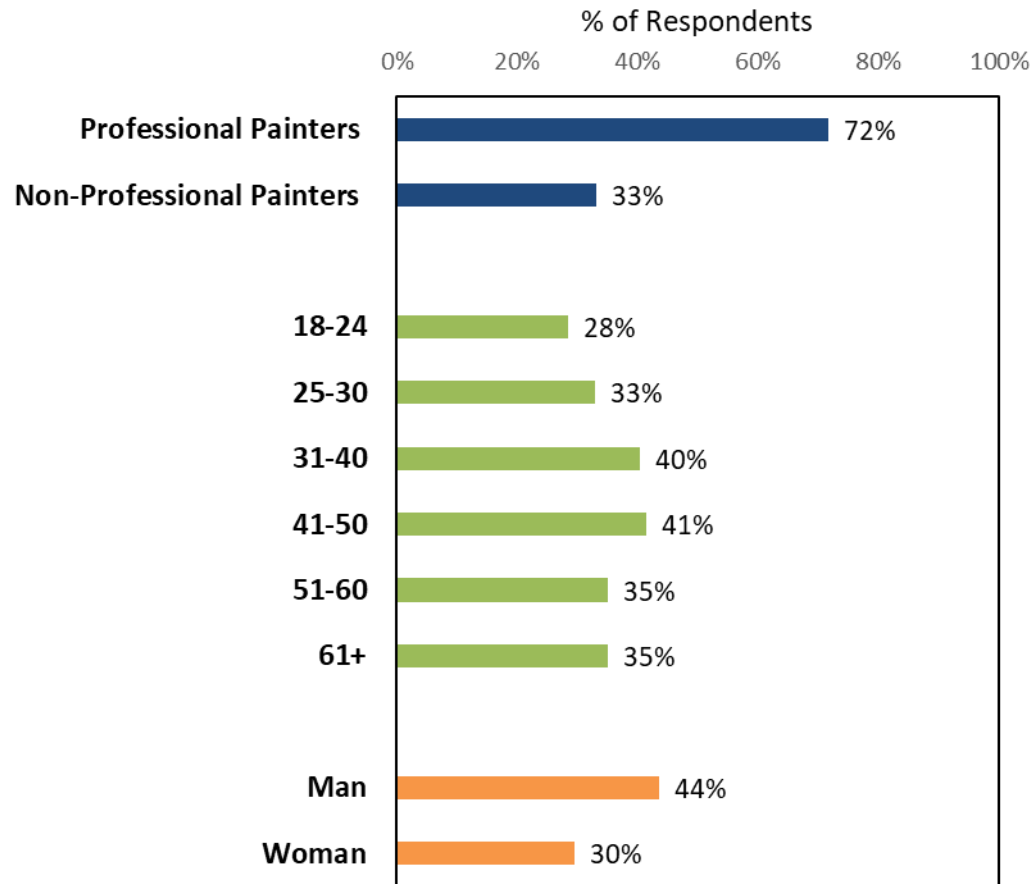
Cross-Tabulation: Purchased Paint in the Last Year



- ❖ As expected, professional painters purchased more often in the last year than non-professionals.
- ❖ Those in the 31-50 age range bought paint most often.
- ❖ Men purchased at a slightly higher rate than women.

Cross Tabulation – Recycling Knowledge

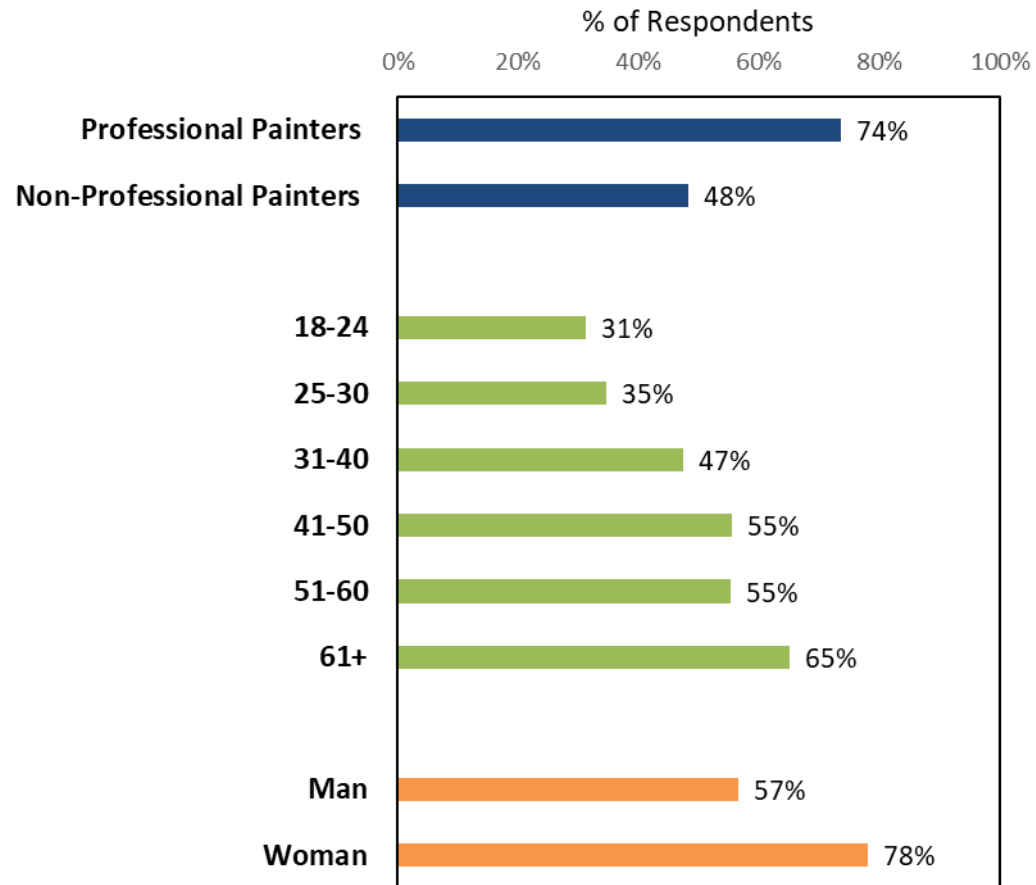
Cross-Tabulation: Paint Recycling Knowledge



- ❖ Professional painters were more than twice as likely to know that paint can be recycled.
- ❖ Recycling knowledge was highest among 31 to 50 year-olds.
- ❖ Men were significantly more likely to know that paint can be recycled than women, as was the case in prior years.

Cross Tabulation – Disposal Opportunities

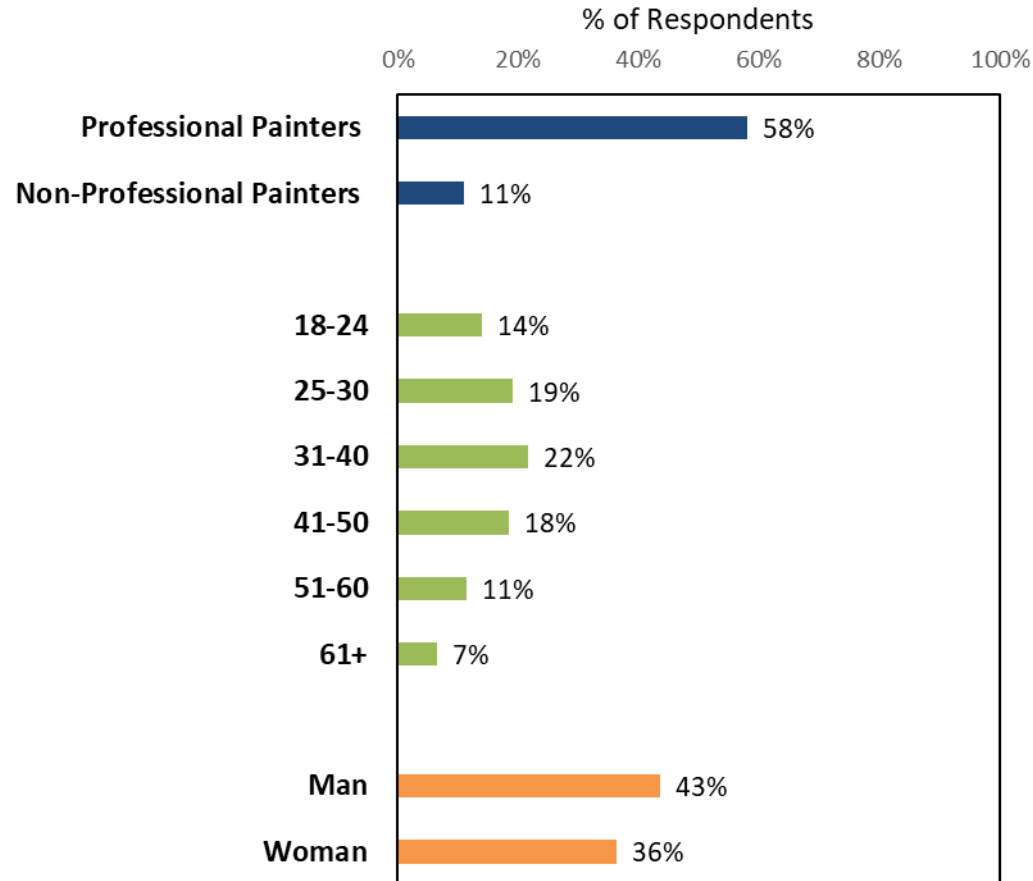
Cross-Tabulation: Disposal Opportunity Knowledge



- ❖ Professional painters were more aware of drop-off opportunities than non-professionals.
- ❖ Knowledge of paint drop-off opportunities increases with age.
- ❖ Women were more knowledgeable about disposal opportunities.

Cross Tabulation – Pick-up Service

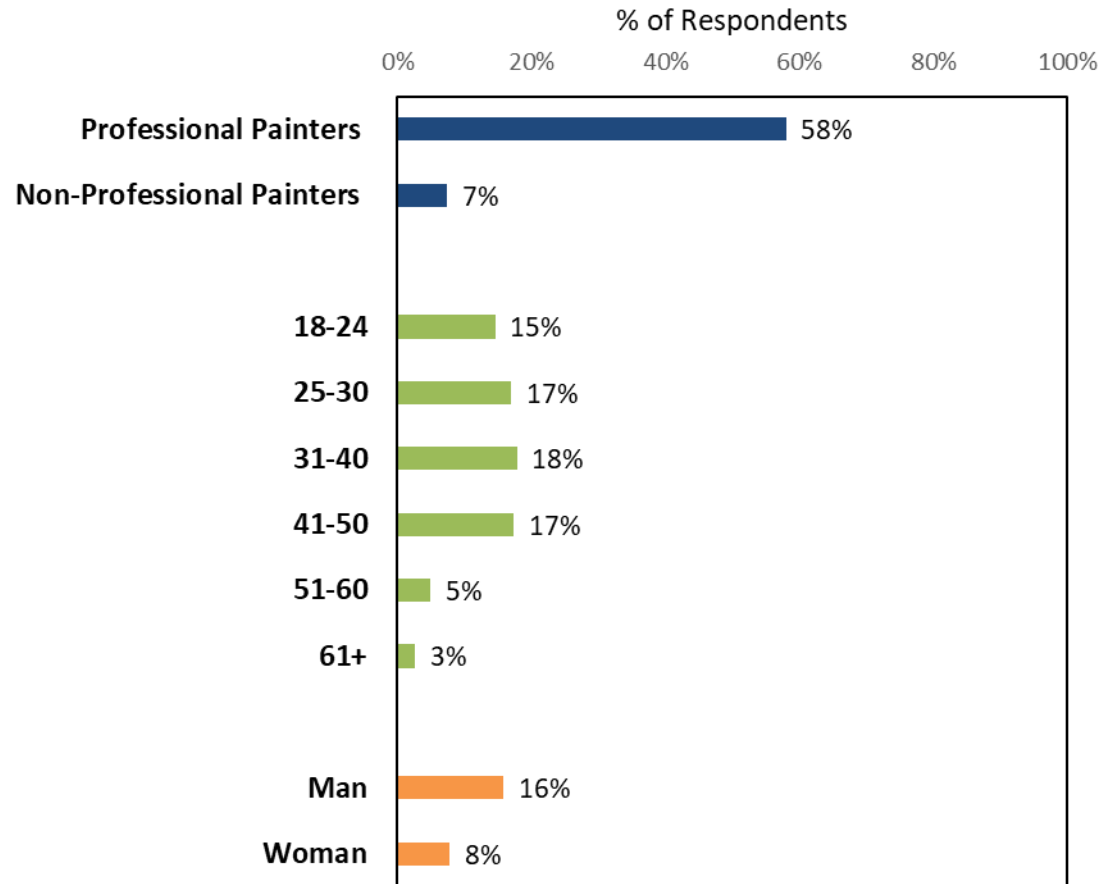
Cross-Tabulation: 100 Gallon Pick-up Knowledge



- ❖ As expected, professional painters were much more familiar with pick-up services than non-professionals (i.e., they are more likely to have 100+ gallons of paint on hand).
- ❖ Knowledge about free on-site pickup services was highest among 31 to 40 year-olds.
- ❖ More men were aware than women.

Cross Tabulation – PaintCare Familiarity

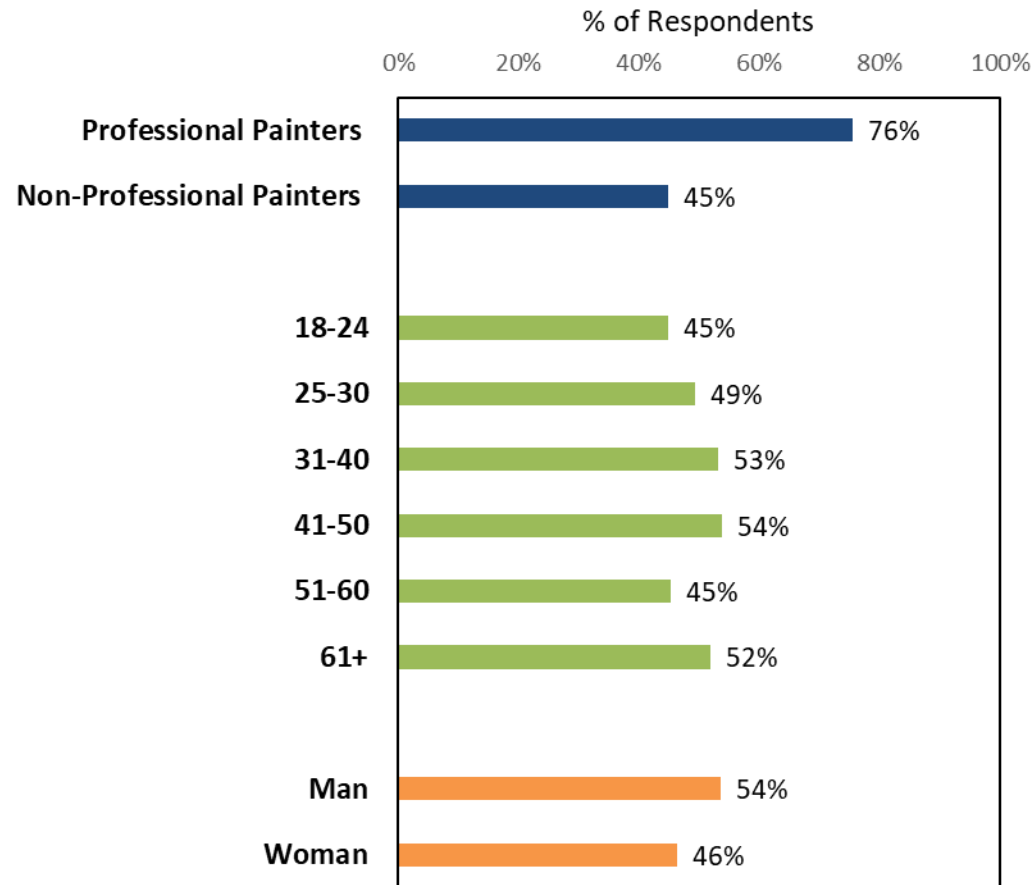
Cross-Tabulation: Heard of PaintCare



- ❖ Professional painters were much more aware of PaintCare than non-professionals.
- ❖ Awareness of PaintCare generally decreases after 50.
- ❖ More men had heard of PaintCare than women.

Cross Tabulation – Past Paint Recycling Behaviors

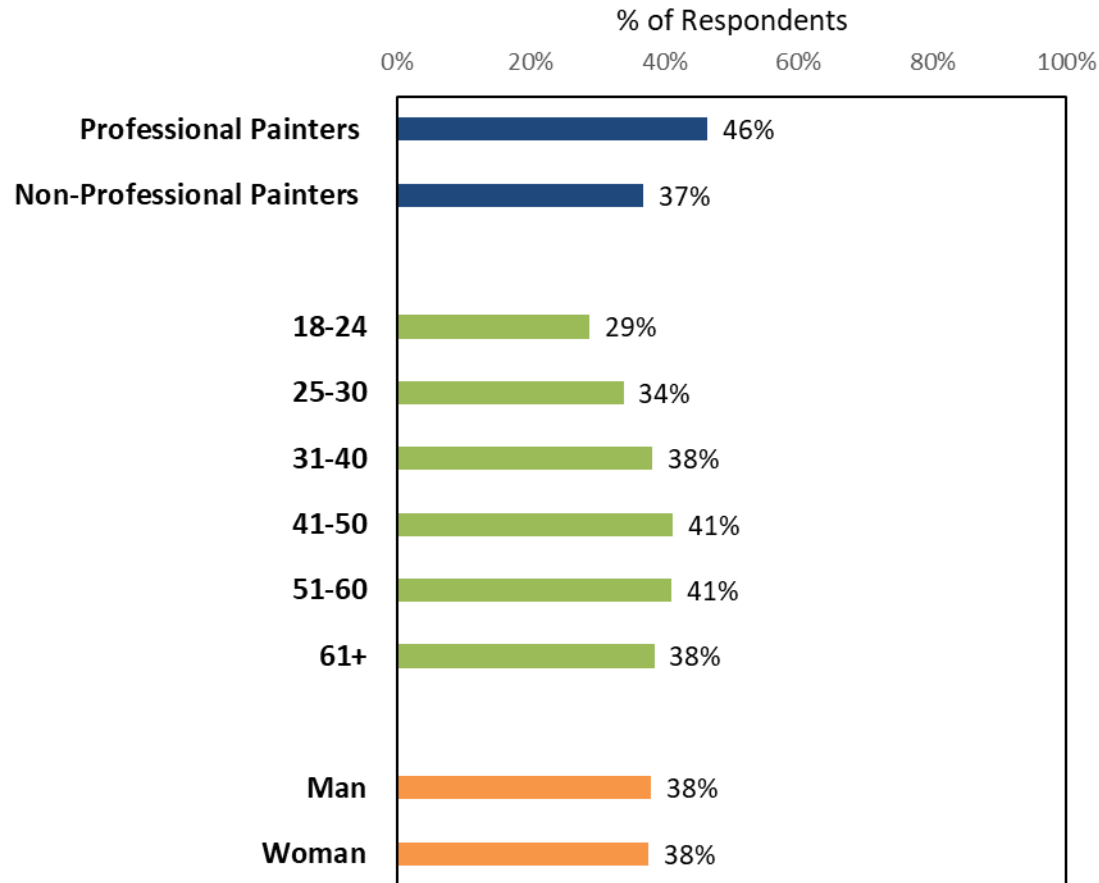
Cross-Tabulation: Recycled Paint in Past



- ❖ Professional painters were much more likely to have recycled in the past than non-professionals.
- ❖ Recycling experience is not predictable based on age.
- ❖ Slightly more men had recycled paint than women.

Cross Tabulation – Future Paint Recycling Intentions

Cross-Tabulation: "Extremely Likely" to Recycle Paint in the Future



- ❖ Professional painters were more likely to recycle in the future than non-professionals.
- ❖ Intentions to recycle paint generally increase with age.
- ❖ Intentions were the same among men and women.



**APPENDIX 2:
STATE/DISTRICT RESULTS
(UNDER SEPARATE FILE)**

Appendix E



Drop Off Site Guidelines

This document contains detailed information on PaintCare’s program guidelines and operations procedures. In combination with the state-specific guidelines, it is designed to be used by new staff for self-training and for site refresher training without PaintCare staff.

Note: The supplemental training slides included in the training binder summarize only the most important information from these Drop-Off Site Guidelines. The slides are used during training by PaintCare staff and can also be used to supplement refresher training.

Adherence to these guidelines is critical for drop-off sites participating in the program. Exceptions to these guidelines can be made only with PaintCare’s express written permission. If your site is unable to comply with any of these guidelines, please contact your PaintCare representative so that we may try to find a solution that works for your site but still achieves compliance with applicable legal and operational requirements for the program.

Contents

Section 1. Training and Safety	2
Section 2. General Guidelines	3
Section 3. Collection Bins and Storage Area	4
Section 4. Identifying and Accepting PaintCare Products	6
Section 5. Participant Paint Volume	11
Section 6. Working with Transporters	12
Section 7. Spill Response	13
Section 8. Inspections and Records	14
Section 9. Direct Reuse	15

Section 1. Training and Safety

Training

For the safety of the program and your staff, all employees handling PaintCare products must receive training in product identification, acceptance, handling, packaging, inspection, and emergency response procedures before collecting PaintCare products or engaging in any PaintCare program activities.

Training helps ensure that employees:

- Conduct PaintCare products collection activities in a safe manner that protects workers and the environment
- Are equipped for and understand hazards associated with PaintCare products

Training plans and records should be maintained for each employee. Record staff training using the log included in the training binder.

Safety

Store personal protective equipment (PPE) and spill response equipment in an accessible location adjacent to the collection bins. Ensure those materials are protected from impacts of weather.

The drop-off site must be equipped with appropriate emergency response equipment including a fire extinguisher, spill kit, and PPE. Monthly inspections of equipment are recommended.

PaintCare products collection activities need to follow general safety practices including proper lifting techniques.

Post emergency procedures and emergency contact numbers including police, fire department, and emergency services by a phone and in close proximity to the collection bins, if possible.

If applicable, develop and maintain an emergency action plan as required by OSHA.

If required by federal, state, or local law, familiarize police, fire departments, and emergency response teams with the layout of your facility, properties of PaintCare products handled at your facility, and evacuation routes.

Section 2. General Guidelines

PaintCare Provides Your Site:

- Training binder with recordkeeping logs/forms
- Signage identifying your site as a PaintCare drop-off site
- Printed educational materials for the public

PaintCare's Transporter Provides Your Site:

- Paint collection bins and liners for cardboard/single-use collection bins
- Labels and/or markings for paint collection bins
- Spill kits (excluding HHW programs)

General Guidelines for Drop-Off Sites

Each PaintCare drop-off site has unique logistical and operational considerations. Each drop-off site must make its own decisions and use its best judgment to operate in the safest manner possible in accordance with applicable law. To ensure the highest standards of safety for you and your staff, drop-off sites must:

- Have appropriate signage that informs the public of the hours of operation
- Accept PaintCare products from participants during your regular advertised or posted operating hours
- Display PaintCare signage to identify you as a drop-off site; signage should be posted in a highly visible area, at the entrance of your site
- Assist and supervise participants when they visit to drop off PaintCare products. Site staff should greet participants and must verify eligibility of the participant and their leftover paint products as PaintCare products
- **IMPORTANT:** Never allow a participant to open a PaintCare product container
- Have adequate space, staffing, and training to collect and store PaintCare products
- Provide a secure space for empty and full collection bins
- Place all PaintCare products immediately in collection bins approved for use by PaintCare and its transporters
- Pack only PaintCare products into collection bins
- Schedule shipments of PaintCare products from your drop-off site
- Maintain all records relating to the program
- Train staff to be familiar with the requirements and practices of this guide

Section 3. Collection Bins and Storage Area

Storage Area and Collection Bin Placement

Establish a dedicated storage area for collection bins and PaintCare products.

Place collection bins on an impermeable surface (i.e., paved asphalt, concrete, or other surface) at all times.

Place collection bins away from ignition sources, storm drains, and floor drains.

Ensure there is adequate ventilation if bins are stored indoors.

If stored outdoors, protect collection bins from the elements (e.g., precipitation, temperature extremes, rain, and snow). Keep collection bins under cover to prevent exposure to precipitation to protect against temperature extremes. If you store collection bins outdoors, you may need approval from your local fire or hazardous materials oversight agency.

Comply with any local fire codes or other regulations that might pertain to your storage of collection bins at your site.

Maintain enough space around collection bins to inspect for leakage and emergency access.

Use good housekeeping standards; keep paint storage areas clean and orderly.

Setting Up, Packing and Maintaining Collection Bins

Collection bins must be set up, used, and closed according to the manufacturer's instructions. PaintCare's transporters should set up the collection bins that they provide, unless otherwise requested by the drop-off site staff.

Ensure liners are inserted in cardboard collection bins. The liners provide secondary containment to contain liquids in the event a can leaks while in storage or transit. Reusable plastic bins that are leak-proof by design do not need liners.

Collection bins must be structurally sound. If you see any evidence of damage to bins (or liners) that may cause a leak or spill, notify PaintCare immediately.

Mark the collection bin with the date the first PaintCare product is placed in it.

Place PaintCare products in bins immediately upon receipt. Keep collection bins closed except when adding PaintCare products.

Pack 5-gallon buckets on the bottom layer of the collection bins for stability.

Pack all PaintCare products (cans, buckets) upright and as tight as possible in the collection bins to protect contents from shifting and leaking in transit.

Do not open containers to verify product.

Do not overfill collection bins; allow enough space for a lid to fit securely.

Do not take PaintCare product out of the bin.

Security

Never allow "self-serve," public access to the collection bins.

The collection bin storage area must be secured and locked when not attended.

Only drop-off site staff should have access to the collection bins and storage area until the collection bins are ready for pick-up by PaintCare's transporter.

Section 4. Identifying and Accepting PaintCare Products

What are PaintCare Products

PaintCare drop-off sites should accept only PaintCare products (architectural paint products) for management under the PaintCare program. Only those PaintCare products accepted from individuals residing in the state and businesses/organizations located in the state can be managed under the PaintCare program.

Listed below are the primary examples of architectural paint products accepted by the PaintCare program and paint or paint-related products not accepted by the PaintCare program.

Generally, PaintCare products include latex and oil-based house paint, stains, and clear coatings (varnish, shellac, etc.). The program excludes anything that is:

- In an aerosol spray can
- Intended and labeled “for industrial use only”
- Mostly used in the manufacture of equipment
- On the list of specifically excluded products for some other reason

PaintCare products are classified as either latex (water-based) or oil-based (alkyd) and the classification is important in order to decide how the product should be handled and processed. Knowing how to tell the difference between latex- and oil-based products is also important in determining which types of businesses/organizations can use the PaintCare program (if your site accepts paint from this audience).

PaintCare Products and Non-PaintCare Products

Acceptable products (PaintCare products)

- Interior and exterior paints: latex, acrylic, water-based, alkyd, oil-based, enamel (including textured coatings)
- Deck coatings and floor paints (including elastomeric)
- Primers, sealers, undercoaters
- Stains
- Shellacs, lacquers, varnishes, urethanes (single component)
- Waterproofing concrete/masonry/wood sealers and repellents (not tar or bitumen-based)
- Metal coatings, rust preventatives
- Field and lawn paints

Unacceptable products (Non-PaintCare products)

- Paint thinner, mineral spirits, solvents
- Aerosol coatings
- Auto and marine paints
- Art and craft paints
- Caulking compounds, epoxies, glues, adhesives
- Paint additives, colorants, tints, resins
- Wood preservatives (containing pesticides)
- Roof patch and repair
- Asphalt, tar, and bitumen-based products
- 2-component coatings
- Deck cleaners
- Traffic and road marking paints
- Industrial Maintenance (IM) coatings
- Original Equipment Manufacturer (OEM) (shop application) paints and finishes

For more information, please see www.paintcare.org/products

If non-PaintCare products end up in a drop-off site's bin, such products will not be returned to the drop-off site and will be managed by PaintCare's transporter. Transporters identify non-PaintCare products and report all instances to PaintCare. PaintCare staff will notify the site of any contamination in the bins. If the problem persists, additional training may be provided.

Acceptable Containers vs. Unacceptable Containers

Before accepting products from participants for management under the PaintCare program, drop-off site staff must (1) check the condition of the container for acceptance in the program, and (2) check the product label to verify that it contains a PaintCare product.

Acceptable

- The PaintCare product must be in its original container
- The container is labeled as containing one of the designated PaintCare products listed above
- The container must be in good condition and not leaking
- The container must be 5 gallons in size or smaller
- The container contains dry latex paint

Not Acceptable

- The container is not original (e.g., paint was transferred into a jar)
- The container does not have an original label
- The container is leaking or has no lid
- The container is larger than 5 gallons
- The container is empty

However, drop-off sites permitted to accept household hazardous waste may accept unlabeled and leaking containers by following the procedures described below.

Unlabeled and Leaking Containers

A drop-off site permitted to accept household hazardous waste may, at its discretion, choose to accept unlabeled and/or leaking containers if it follows the protocols below and otherwise complies with all applicable laws:

Unlabeled Containers

A drop-off site may accept containers that do not have an original label if a staff person appropriately trained in identifying unknown wastes (1) identifies the material in the container as a PaintCare product, and (2) applies a label identifying the contents to the container before placing it in a collection bin.

Leaking Containers

A drop-off site may accept a leaking container or a container with no lid if an appropriately trained drop-off site staff person (1) verifies that the container contains a PaintCare product, (2) places the contents of the leaking/open container into an appropriate substitute container (which can include bulking such PaintCare products into 55-gallon drums), and (3) applies an appropriate label to the substitute container.

Refusing an Unacceptable Product or Container

Do not accept non-PaintCare products from any participant unless they are received as part of normal site operations and are not placed in PaintCare collection bins.

When refusing a material at a drop-off site, drop-off site staff must explain why the material cannot be accepted (e.g., material is not a PaintCare product, cannot accept material from non-exempt generator, etc.). If a participant tries to drop off products that your location cannot manage, refer the participant to an appropriate alternative resource, such as their local household hazardous waste disposal program, garbage transporter, environmental health agency, or public works department. Local contact information is provided at the front of the training binder.

Paint Volume Acceptance Rules

The program accepts PaintCare products from households and businesses/organizations.

Households. Households may drop off any volume of PaintCare product, subject to the volume limit set by the site.

Businesses/Organizations. Non-households may also drop off any volume of latex PaintCare product, subject to the volume limit set by the site. Non-households may only drop off oil-based PaintCare products if they comply with federal and state hazardous waste generator rules. Please refer to the PaintCare Business Limits webpage located at: <https://www.paintcare.org/business-limits/> for specific information on exempt generator rule requirements. Painting contractors and commercial property owners typically meet these criteria.

Each business or organization is responsible for determining its own generator status under applicable law.

When a business/organization has oil-based PaintCare products to drop off at your site, it must sign the Paint Drop-Off Log or form included in the training binder to verify that it qualifies to use the program for oil-based paint. If a business/organization has only latex paint, it does not need to sign the log/form.

Once a business/organization signs the Paint Drop-Off Log or form, you may accept oil-based paint from that business/organization. (HHW sites and other waste collection programs may need a permit and/or to meet additional legal requirements in order to collect oil-based paint from businesses.) To help ensure legal compliance, unless you're specifically permitted to accept more, you should not accept more than 25 gallons of oil-based paint per calendar month from a qualifying business. Paint Drop-Off Log or forms may be reviewed by PaintCare or government agencies and compared with a list of registered hazardous waste generators to verify that only qualified businesses/organizations are using the program for their oil-based paint.

Transporter/Recycler Drop-Off Sites

Maintaining Paint Drop-Off Logs for All Participants

Drop-off sites operated by a PaintCare-contracted transporter and/or recycler must keep and maintain separate drop-off logs to record both latex and oil-based paint volumes from both businesses/organizations and households. While PaintCare offers template logs, an alternative may be used if approved by PaintCare.

Section 5. Participant Paint Volume

How Much Paint to Accept from Participants

While the PaintCare program intends to collect as many PaintCare products as possible, we recognize that your drop-off site may have storage limitations. PaintCare drop-off sites, in agreement with PaintCare, may limit the amount of PaintCare products they accept per participant, however, drop-off sites must accept up to 5 gallons at a minimum per participant.

What if Bins are Full?

If your collection bins are completely full, inform the participant that you are temporarily unable to accept PaintCare products and redirect them to the nearest alternative PaintCare drop-off site. Refer them to the site locator at www.paintcare.org or the **PaintCare hotline at 855-724-6809**, or ask them to come back at a later date. Contact the PaintCare transporter immediately to have collection bins picked up and replaced.

If a participant has a significant amount of PaintCare products that your location cannot manage, ask the participant to contact PaintCare directly for additional assistance. PaintCare may direct the participant to another drop-off site or offer our Large Volume Pickup service.

Large Volume Pickup (LVP) Service

PaintCare offers a free pick-up service to painting contractors, property managers, households, and others with a large quantity of leftover PaintCare products. Typically, a minimum of 100 gallons (by container size) is required to qualify for the LVP service.

To refer a participant to the LVP service:

- Provide the participant a LVP fact sheet
- Ask the participant to request a pick-up using the online LVP form
- The LVP fact sheet and online form are available at www.paintcare.org (select the “Request a Pickup” button on the homepage)
- For additional questions, refer the participant to PaintCare for assistance

Section 6. Working with Transporters

PaintCare contracts with transporters for the delivery of supplies, delivery of empty collection bins, and pick-up of full collection bins.

Scheduling the Transporter to Pick Up Collection Bins

When you anticipate your collection bins will be full within your site's pick-up timeframe (generally 5 business days in urban areas, 10 business days in rural areas), call your transporter to schedule a pickup, or use their online order system if they have one. The name and contact information of your transporter is provided at the front of the training binder.

When establishing an appointment for pick-up, please indicate:

- Your site is a PaintCare drop-off site
- Name of drop-off site and address
- Your name
- Your phone number
- Number of full collection bins to be picked up
- Number of empty collection bins needed for replacement

Preparing Collection Bins for Pickup

On the scheduled pickup day, collection bins and the loading area must be readily accessible to the transporter for quick and efficient loading. Complete the following steps:

- Identify which bins are full and ready for pickup
- Make sure the path between your bins and the transporter's vehicle is clear and at least 4 feet wide to accommodate movement of bins
- Sign and keep copies of any shipping documents for your records

The transporter is responsible for labeling, loading/off-loading collection bins, and preparing shipping documents.

Section 7. Spill Response

Spills

The information in this section will assist with spills from damaged or leaking program containers. It is important that all drop-off site staff understand corrective actions to minimize exposure to people and the environment.

Reporting

Report spills as required by law, summarized in the state-specific guidelines. Contact PaintCare within 24 hours of making such a report.

Spill Response Procedures

Always follow all applicable spill response procedures set forth in your operating permit or as otherwise required by applicable law.

If a spill is small enough to be managed by drop-off site staff, follow these steps:

- Isolate the area and restrict access to the spill
- Ensure personal safety, put on protective gear (glasses and gloves) provided in the spill kit
- Stop the movement of paint by placing the leaking container upright or in a position where the least amount will spill, and place leaking container in plastic bags provided in spill kit, or into the spill kit container
- Contain the spill by placing absorbent pads or granular absorbent around and on the spill – if outdoors, place barriers around storm drains to prevent a release to the environment
- Collect the contaminated absorbent and place it in plastic bag(s) or spill kit container, along with the leaking container and contaminated PPE, seal the bag(s), label it and place in the collection bin
- Remove any clothing that may be contaminated, wash thoroughly to remove spilled material from your hands or body
- Document the date, location, and amount and type of material spilled
- Replace any used spill control supplies as soon as possible

Section 8. Inspections and Records

Inspections and Record Keeping

Drop-off site staff are responsible for regularly inspecting collection bins and spill kits to ensure that such materials are in proper working order and include any necessary labeling. Please report any damaged bins or other problems to PaintCare immediately so PaintCare may arrange for prompt replacement or repair.

Maintain the following records for a minimum of 3 years:

- Internal and external inspection records (if applicable)
- Paint Drop-Off Log or forms (copy provided in the training binder)
- Paint Waivers (copy provided in the training binder; only for sites that do reuse)
- Employee training logs (copy provided in the training binder)
- Shipping documents and/or other documentation required by applicable law for outgoing shipments of PaintCare products

Section 9. Direct Reuse

Direct reuse is an additional service permitted for certain site types, e.g., HHW programs, material reuse stores, and solid waste management facilities. PaintCare may compensate sites for this service. Please see the terms of your PaintCare agreement or contact PaintCare if you need assistance determining if direct reuse is an authorized additional service at your site.

Requirements for Direct Reuse

PaintCare encourages reuse of leftover paint through direct reuse. Reuse sites return good quality unused paint to the local community at low or no cost.

Products offered for reuse to the public must be in their original container, have an original label, and be in good physical and aesthetic condition. Contents must be liquid and relatively new. The container must be closed securely before placing it in the reuse storage area. Containers must never be opened by customers at the drop-off site. Reuse products must be displayed by drop-off site in an area separate from the PaintCare collection bins.

An individual customer may not take more than twenty-five (25) gallons of reuse product per day. If you have a customer that would like to take more paint, let your PaintCare contact know in advance.

Paint Waiver

Customers taking reuse paint from a drop-off site must sign the Paint Waiver included in the training binder (or an approved equivalent thereof). The waiver explains that the material is taken “as-is” with no guarantee of quality or contents and the customer accepts the risks and liability for the materials.

The customer must read the waiver, fill in the date and name fields, and sign their name. Site staff must verify what has been taken by the customer, record on the log the gallons of latex and gallons of oil-based products taken, and add their initials.

When a paint waiver is full or when a site wants to invoice PaintCare, the latex and oil-based columns should be totaled at the bottom of the form. PaintCare does not require the submission of the waiver to PaintCare, but they must be kept by the site for at least three years and made available for review by PaintCare staff upon request.

Drop-off sites may use their own version of the waiver, but it must be approved by PaintCare in advance.

Invoicing Procedures

Drop-off sites should invoice for reuse on a monthly basis by filling out and submitting the Invoice for Direct Reuse at paintcare.org/invoices. This is an online form and is submitted directly on PaintCare’s website. If you’re unable to submit an online form, contact your PaintCare contact.