



Minnesota Paint Stewardship Program

Annual Report July 1, 2017 – June 30, 2018



SUBMITTED BY
Steve Pincuspy
Minnesota Program Manager
spincuspy@paintcare.org
(612) 719-5216

SUBMITTED TO
Minnesota Pollution Control Agency
520 Lafayette Road N
Saint Paul, MN 55155

Contents

Executive Summary	4
Minnesota's Paint Stewardship Law	4
Highlights, Successes and Lessons Learned	4
Program Plan and Annual Report	5
Section 1. Paint Collection, Transportation and Processing	6
A. Collection Sites, Events and Services	6
A1. Paint Retailers	7
A2. Household Hazardous Waste Programs	8
A3. Paint Recycler and Environmental Services Company	9
A4. Transfer Stations	10
A5. Reuse Stores	10
A6. Large Volume Pick-Up Service	10
B. Convenience Criteria	11
C. Paint Collection Procedures	17
D. Paint Transportation and Processing	17
D1. Paint Transportation	17
D2. Latex Paint Processing	18
D3. Oil-Based Paint Processing	19
Section 2. Paint Collection Volume and Disposition Methods	20
A. Paint Sales	20
B. Paint Collection And management	20
B1. Collection Volume and Recovery Rate	20
B2. Latex vs. Oil-Based Paint	21
B3. Paint Management Methods	21
B4. Collection by Site Type	22
C. Container Recycling	22
Section 3. Independent Audit and Financial Summary	23
A. Independent Financial Audit	23

B.	Financial Summary and Discussion	23
B1.	Expense Categories	23
B2.	Financial Summary	25
C.	Reserves Policy	26
D.	Evaluation of the Program's Funding Mechanism	27

Section 4. Outreach **28**

A.	Outreach Activities	28
A1.	Introduction	28
A2.	Print Materials for Consumers	29
A3.	Mailing to Retailers	30
A4.	Fact Sheets for Stakeholders	30
A5.	Website	30
A6.	Translations	31
A7.	Print Advertising	31
A8.	Digital Advertising	32
A9.	Face-to-Face	33
A10.	Signs for Drop-Off Sites	33
B.	Awareness Survey	34
C.	Recommendations	34

Maps

Year-Round Drop-Off Sites	13
Supplemental Drop-Off Sites	14
Year-Round and Supplemental Drop-Off Sites	15
Large Volume Pick-Up Sites	16

Appendices

A.	PaintCare Drop-Off Sites
B.	Independent Financial Audit of the PaintCare Program
C.	Samples of Outreach Materials

Executive Summary

MINNESOTA'S PAINT STEWARDSHIP LAW

PaintCare is the representative stewardship organization of the Minnesota Architectural Paint Stewardship Program codified in Chapter 115A Waste Management, Section 1415, of the Minnesota Statutes. The broad goals of the program are for paint manufacturers to implement and manage the finances of a statewide paint stewardship program to reduce the generation of postconsumer paint, promote using up leftover paint, and facilitate the recycling and proper disposal of unwanted postconsumer paint. The program should increase opportunities for consumers to properly manage leftover paint and reduce costs to local governments managing postconsumer paint.

HIGHLIGHTS, SUCCESSES AND LESSONS LEARNED

Sites, Events and Services. During the reporting period, the PaintCare program had 249 year-round paint drop-off sites. These sites included 193 paint retailers, 52 household hazardous waste (HHW) facilities, three Habitat for Humanity ReStores, and Amazon Environmental (paint recycler). PaintCare covered paint management costs for all the state's HHW programs operated by 22 counties and regional groups – comprising 52 year-round facilities, 16 seasonal facilities, and 246 drop-off events. The program also provided 48 direct large volume pick-ups to 43 business, institutions, and households that had accumulated more than 200 gallons of paint at their location. An additional three sites were set-up as recurring large volume pick-up (RLVP) sites.

Combined, the 249 year-round locations provided a site within 15 miles of 93.4% of Minnesota residents.

Paint Collection Volume. The program processed 993,564 gallons of postconsumer paint in the reporting period. Latex paint made up 81% of the total: 12% was reused, 38% made into recycled-content paint, and 50% blended into landfill cover. Oil-based paint made up 19% of the total: 11% was reused, and 89% used for fuel. In addition, 415 tons of metal and plastic paint containers were recycled.

Revenue and Expenses. The program was originally funded through the following fees on new paint sales: 35 cents on pint and quart containers; 75 cents on 1-gallon containers; and \$1.60 on 5-gallon containers. Due to lower than anticipated paint sales and higher than anticipated paint collection, this fee structure did not cover the initial costs of the program. Because of this, a fee increase was proposed by PaintCare to the Minnesota Pollution Control Agency, approved on March 10, 2017, and went into effect September 1, 2017. The new fee structure is: 49 cents on pint and quart containers; 99 cents on 1-gallon and 2-gallon containers; and \$1.99 on 5-gallon containers. Approximately 8.6 million gallons of architectural paints were sold in Minnesota in the reporting period. The program collected \$6,192,109 in revenue from these sales. Although sales reported to PaintCare by manufacturers were lower than the previous year, revenue was higher than the previous year due to the fee increase.

Expenses, including paint transportation and processing, outreach, staffing, and administrative costs were \$5,310,878; slightly lower than the previous year. The program ended the reporting period with a total deficit of \$718,902, a significant reduction from the previous year when it was \$1,561,043. Total program cost per gallon of processed paint in the reporting period was \$5.35. More detailed information on revenue and expenses can be found in section 3.

Paint Recovery Rate. The recovery rate – the volume of postconsumer paint collected divided by the volume of new paint sales in the same period – was 11.5%, a slight increase from the last reporting period.

Outreach and Operations. PaintCare’s outreach efforts included a variety of in-store print materials, signage, digital media, newspaper advertising, and tabling events. Outreach activities increased this year compared with the previous period due to retailer notification and implementation of the fee change. Outreach activities remain modest relative to the size of Minnesota’s population, to ensure continued financial improvement.

Operational activities included site visits to existing retailers, staff training for new sites, administrative support for retailers and HHW programs, logistics coordination with contracted haulers, collection data and cost analysis, answering public inquiries, stakeholder meetings with local government officials, and maintenance of the PaintCare fee remitting system.

PROGRAM PLAN AND ANNUAL REPORT

The Minnesota Paint Stewardship Law required the approval of a program plan prior to the program’s launch. The Minnesota Pollution Control Agency (MPCA) provided approval of PaintCare’s program plan in July 2014 and the program began November 1, 2014.

The Minnesota paint stewardship law also requires the submission of an annual report by October 1 each year, covering the period of July 1 – June 30. At a minimum, annual reports must include:

- 1) A description of the methods used to collect, transport, and process architectural paint in all regions of the state.
- 2) The weight of all architectural paint collected in all regions of the state and a comparison to the performance goals and recycling rates established in the stewardship plan.
- 3) The amount of unwanted architectural paint collected in the state by method of disposition, including reuse, recycling, and other methods of processing.
- 4) Samples of educational materials provided to consumers and an evaluation of the effectiveness of the materials and the methods used to disseminate the materials.
- 5) An independent financial audit.

PaintCare’s Minnesota program plan and annual reports are available on PaintCare’s website. (Note: The first report period covered eight months from November 1, 2014 to June 30, 2015. All subsequent reports cover the 12-month period July 1 to June 30.)

Section 1. Paint Collection, Transportation and Processing

Annual Report Statutory Citation

Minnesota Session Laws 2013, Chapter 114, Section 78

Subd. 12. Stewardship reports. Beginning October 1, 2015, producers of architectural paint sold in the state must individually or through a stewardship organization submit an annual report to the agency describing the product stewardship program. At a minimum, the report must contain:

(1) A description of the methods used to collect, transport, and process architectural paint in all regions of the state.

A. COLLECTION SITES, EVENTS AND SERVICES

The Minnesota paint stewardship law requires a program that increases opportunities for consumers to properly manage leftover paint and reduces costs to local governments. Minnesota has a robust, statewide HHW collection system in which all 87 counties have some form of HHW collection through year-round and seasonal facilities, temporary events, and partnerships with other counties. This system is coordinated by 22 authorized counties and regional groups, which are reimbursed by PaintCare for paint management activities.

To increase recycling opportunities for Minnesota households, businesses, and others with leftover paint, PaintCare invites all suitable locations to participate as drop-off sites provided they meet PaintCare's operational requirements, including adequate storage space for paint collection bins and willingness to accept all program products (latex and oil-based paints). PaintCare partners directly with paint retailers, hardware stores, lumber centers, material reuse stores and other site types to serve as paint drop-off sites.

At the end of this reporting period, the program had 249 year-round drop-off sites located throughout the state. These sites include 193 paint retailers, 52 HHW facilities, three Habitat for Humanity ReStores, and Amazon Environmental (paint recycler). Six retail drop-off sites closed during the reporting period and one retailer was suspended. These sites are listed as "paint retailer (partial year)" in the table below. In addition, one environmental services company was removed from the program during the reporting period.

PaintCare also managed paint from 16 seasonal HHW facilities and 246 HHW drop-off events. Finally, the program provided 48 direct large volume pick-ups (LVP) from businesses and other sites that had accumulated more than 200 gallons of paint and contracted with three sites that generate large volumes of paint on a recurring basis (RLVP).

All PaintCare sites accept both latex and oil-based paint. Households and qualifying businesses are eligible to use the PaintCare program through retail, reuse and recycler drop-off sites or the pickup service. However, accepting leftover paint from businesses is optional for HHW programs.

Paint drop-off sites, events, and services during the reporting period are summarized in the following tables and shown on the maps in subsection B.

SUMMARY OF PAINTCARE DROP-OFF SITES AND SERVICES

YEAR-ROUND DROP-OFF SITES	YEAR 1 FY2015	YEAR 2 FY2016	YEAR 3 FY2017	YEAR 4 FY2018
Paint Retailers	176	193	189	193
HHW Facilities	40	50	51	52
Reuse Stores	1	2	3	3
Paint Recycler	1	1	1	1
Environmental Service Company	0	0	1	0
Total	218	246	245	249

SUPPLEMENTAL SITES AND SERVICES

HHW Events	145	243	273	246
Seasonal HHW Facilities	22	14	14	16
Direct Large Volume Pick-Ups	47	63	48	48
Recurring Large Volume Pick-Up Sites	0	0	0	3
Paint Retailers (partial year)	0	2	9	7

The following subsections discuss the various paint drop-off sites and services provided or supported by PaintCare in Minnesota. Section 2 of this report provides details on the volumes collected.

A1. Paint Retailers

PaintCare added 11 new retail drop-off sites in the reporting period and lost seven (six stores closed, one temporarily removed due to loss of storage space). PaintCare ended the reporting period with 193 retail drop-off sites. Retailers provide ideal sites because they are spread throughout the state, centrally located in cities or towns, frequently open five or more days per week, and have staff familiar with paint products and their safe handling. In addition, their customers are likely to have some leftover paint, and will approach store staff for advice on disposal.

As of June 2018, PaintCare had identified 972 paint retailers, and 737 are considered potential drop-off sites. PaintCare was informed by the corporate headquarters of big box retail stores that they are not interested in serving as drop-off sites, so they are not included in the count of potential drop-off sites.

Of the 737 potential paint retailers, 26.2% (193) were participating as drop-off sites at the end of the reporting period. Paint retailers participate in the program to increase foot traffic through their stores and to provide a service for their customers. The names and addresses of the paint retailers that participated during the reporting period are included in the appendix.



PaintCare signage at retail drop-off sites: “Recycle your paint here” sign at top, “No dumping” sign at bottom

A2. Household Hazardous Waste Programs

In early July 2015, with retroactive implementation back to the initial program launch date, a three-part agreement between PaintCare, MPCA, and HHW programs was reached that allows counties conducting paint management activities to report and submit reimbursement requests for those activities to MPCA. These agreements were renewed in January 2018, with cost reductions in mileage and latex paint processing rates and slight increases in reuse and oil-based paint processing rates.

Per the agreements, HHWs submit reports to MPCA and PaintCare to record their activities and expenses. They submit reports either monthly (Twin Cities Metro Area) or quarterly (Greater Minnesota). Every six months, HHWs submit a reimbursement request to MPCA, which in turn consolidates them into a semi-annual invoice for PaintCare. Following payment from PaintCare, MPCA disburses funds back to the HHW programs.

All 68 of the state’s year-round and seasonal HHW facilities took part in the PaintCare program during the reporting period. One new year-round HHW facility started up in the reporting period, bringing the total to 52. Two new seasonal HHW facilities were also added, bringing that total to 16. The names and locations of the 68 locations are included in the appendix.

In addition to permanent facilities, HHW programs also hosted 246 events at 187 locations throughout the state. Many of these were one day events, although a smaller number took place over multiple days. HHW event locations are included in the appendix.

The HHW programs managed a large portion, 73%, of the overall paint collected during the reporting period. PaintCare reimbursed counties \$2,776,718 for their paint management activities in the reporting period – providing substantial cost savings to local governments.

Among their paint management activities, Minnesota HHW programs managed approximately 12% of the paint collected in the reporting period through their reuse programs.



Reuse Room, Blue Earth County Household Hazardous Waste Facility

A3. Paint Recycler and Environmental Services Company

Amazon Environmental, located in Fridley, is a latex paint recycler and serves as a drop-off site for the PaintCare program. Amazon is the only non-HHW location available to accept large quantities of leftover paint.

Luminaire Environmental in Plymouth, a licensed environmental services company that offers waste recycling, was removed from the program as a drop-off site during the reporting period.

A4. Transfer Stations

PaintCare is not currently working with transfer stations as drop-off sites, other than those used for HHW facilities and events. This may change in the future as underserved areas are identified that lack HHW or retail options.

A5. Reuse Stores

There are 14 Habitat for Humanity ReStores in Minnesota. Several sell unused paint donated by manufacturers and major retailers, recycled-content paint, and in some cases brand new paint. Three ReStores are currently participating as PaintCare drop-off sites. These participants do not sell paint dropped off for recycling at their sites, placing all material collected from the public into PaintCare bins for recycling.

A6. Large Volume Pick-Up Service

PaintCare's LVP service provides a convenient option for painting contractors and other businesses who have accumulated large volumes of paint. The minimum amount to receive a pick-up is 200 gallons.

LVP Sites. Sites that receive a single or infrequent pick-up (usually less than three per year) do not have a contract with PaintCare and do not keep PaintCare collection bins on site. Instead, PaintCare's haulers bring bins to the site on a scheduled pick-up date, the hauler and site staff fill the bins together, and the hauler takes the bins away the same day. Sites are required to complete a pickup request form in advance, including an inventory of paint, and must have a state issued hazardous waste generator identification if oil-based paint is part of their accumulation.

PaintCare arranged 48 LVPs (from 43 locations) during the reporting period. The primary users of the service were painting contractors and property management companies. However, a range of organizations have utilized the service including retailers, educational institutions, the building and construction sector, hospitality/entertainment, and faith-based organizations. Typically, LVP customers have accumulated paint over many years due to the institutional, logistical, and financial barriers to disposal or internal reuse of leftover paint. PaintCare has removed these barriers by providing a free and convenient pickup service. Direct feedback from these users indicates high satisfaction with the service.

RLVP Sites. Some sites receive pick-ups on an on-going basis. These recurring large volume pickup (RLVP) sites sign a contract with PaintCare to allow them to keep PaintCare collection bins on site and fill them as they accumulate leftover paint. In addition, staff at these locations are trained by PaintCare how to segregate products and store them until picked up by a hauler. RLVPs are ultimately responsible for maintaining the storage and segregation of leftover paints. During the reporting period, PaintCare enrolled three sites as RLVPs.



LVP in Progress at a St Paul Contractor, July 2017

B. CONVENIENCE CRITERIA

PaintCare used Geographic Information System (GIS) modeling to determine the appropriate minimum number and distribution of drop-off sites based on the following baseline criteria:

Distribution: At least 90% of Minnesota residents shall have a permanent site within a 15-mile radius.

Density: One additional permanent site will be added for every 30,000 residents of a population center.

Application of these criteria showed a need for approximately 236 optimally located, year-round drop-off sites, which PaintCare considers its baseline service level goal.

Minnesota's robust HHW network offers year-round and seasonal collection facilities as well as discrete HHW events throughout the state. Many HHWs, however, do not service businesses. In addition to partnering with the HHW sites, PaintCare has added 197 year-round drop-off sites, making it significantly more convenient to recycle paint in the state, particularly for businesses. Combined, these 249 year-round drop-off sites (including HHW facilities) provided 93.4% of Minnesota residents with access to a drop-off site within 15 miles. When supplemental sites (i.e. events, seasonal HHW facilities, LVPs, and partial year retailers) are included, coverage increases to 98.2%.

In addition, all areas of the state with 30,000 residents or more exceeded the number of sites required to provide sufficient service, satisfying the density criterion. The following table shows the populations of these areas as provided by the Census Bureau, the number of sites each area needs to meet the density requirement, and the number of sites each had at the end of the reporting period. (Note: The names in the left column are the names given to Urbanized Areas and Urban Clusters by the Census Bureau.)

URBANIZED AREAS & URBAN CLUSTERS	POPULATION	NUMBER OF SITES NEEDED	FY2018 YEAR-ROUND SITES
Minneapolis-St. Paul	2,691,571	89	96
St. Cloud	114,486	3	6
Rochester	113,344	3	8
Duluth	98,245	3	4
Mankato	59,152	1	2
Fargo	43,262	1	2
Winona	33,166	1	2

GIS Methodology. In 2016, PaintCare made an adjustment to how population center is defined for the density criterion, based on findings related to the initial program planning model. Population center, which is meant to represent densely populated areas, is measured using the U.S. Census Bureau's Urbanized Area and Urban Clusters designations. At the time of program planning, PaintCare was not aware of any authoritative sources to identify densely populated areas and instead relied on its GIS firm to make this determination.

PaintCare has found that an authoritative defined source, such as that developed and published by the U.S. Census Bureau, is an important improvement to the convenience analysis methodology due to its consistency and replicability and has incorporated this change across all of its programs.

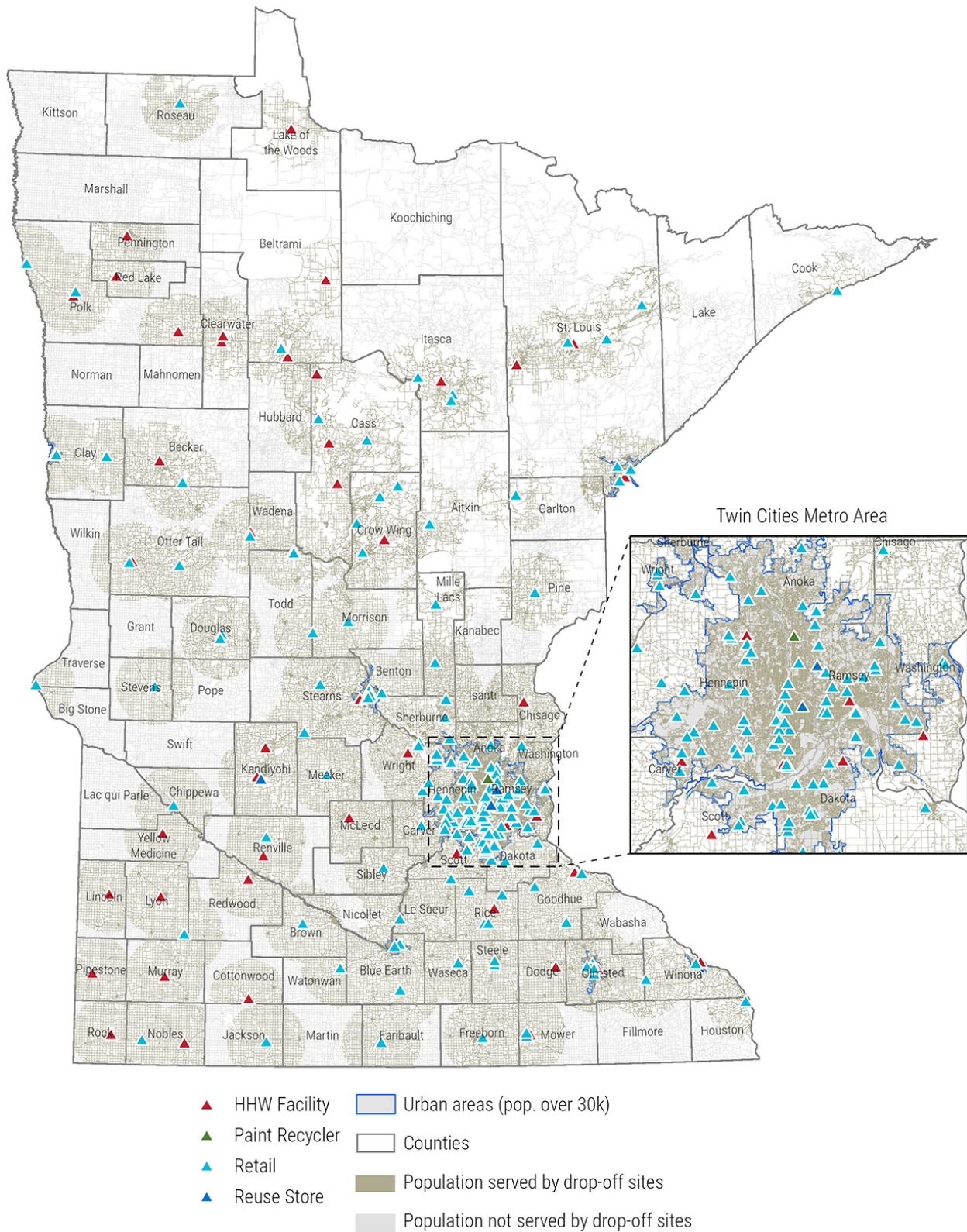
Urbanized Areas and Urban Clusters are provided by the Census Bureau to delineate areas of concentrated population to distinguish between urban and rural areas. An Urbanized Area has a minimum of 50,000 residents. An Urban Cluster is a similar geographic representation of densely populated areas with population between 2,500 and 50,000 (PaintCare used Urban Clusters of 30,000 to 50,000 in the analysis).

Names given to Urbanized Areas and Urban Clusters within the report are provided by the Census Bureau. The borders of these areas may not match exactly with the municipal jurisdiction of the same name – the areas may be broader and/or exclude parts of the jurisdiction. In addition, where an area/cluster crosses into another state, only the portions within a PaintCare state are included in this analysis.

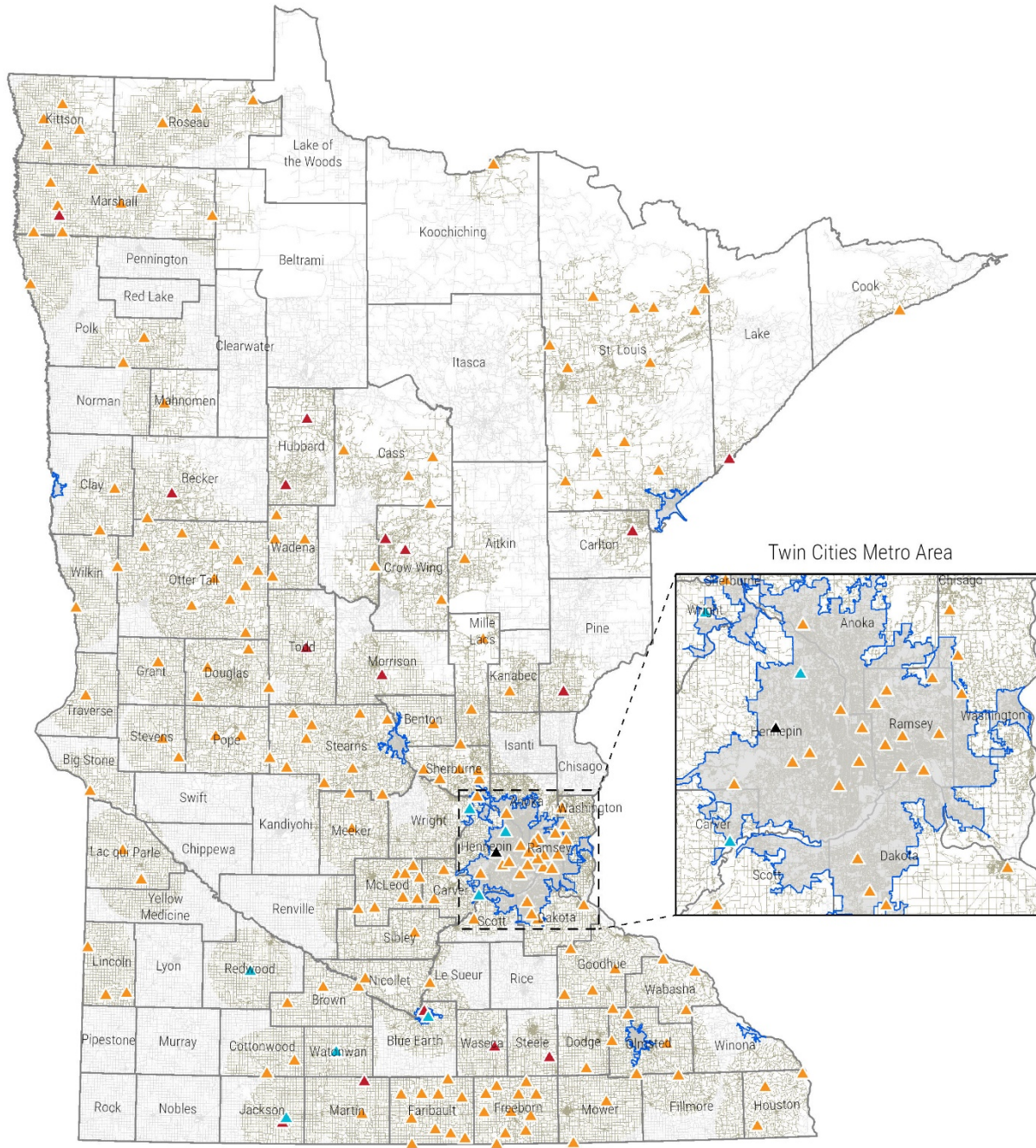
For HHW sites and events in Minnesota, PaintCare continually updates defined service areas for each location (typically confined to a county or multi-county region). Only those residents within a 15-mile radius (our "Distribution" Convenience Criterion) of each location, and that are also within a given location's known service area, are counted. Updates may produce slight changes in the Distribution criterion from year-to-year. GIS analysis is conducted by PaintCare with assistance from Dewberry, an engineering firm with expertise in geographic analysis and mapping.

Maps. The following maps show the locations of (1) year-round sites; (2) supplemental sites; (3) year-round and supplemental sites; and (4) LVP and RLVP sites. LVP and RLVP sites were not included when analyzing the distribution or density criteria and are merely shown for illustrative purposes.

YEAR-ROUND DROP-OFF SITES

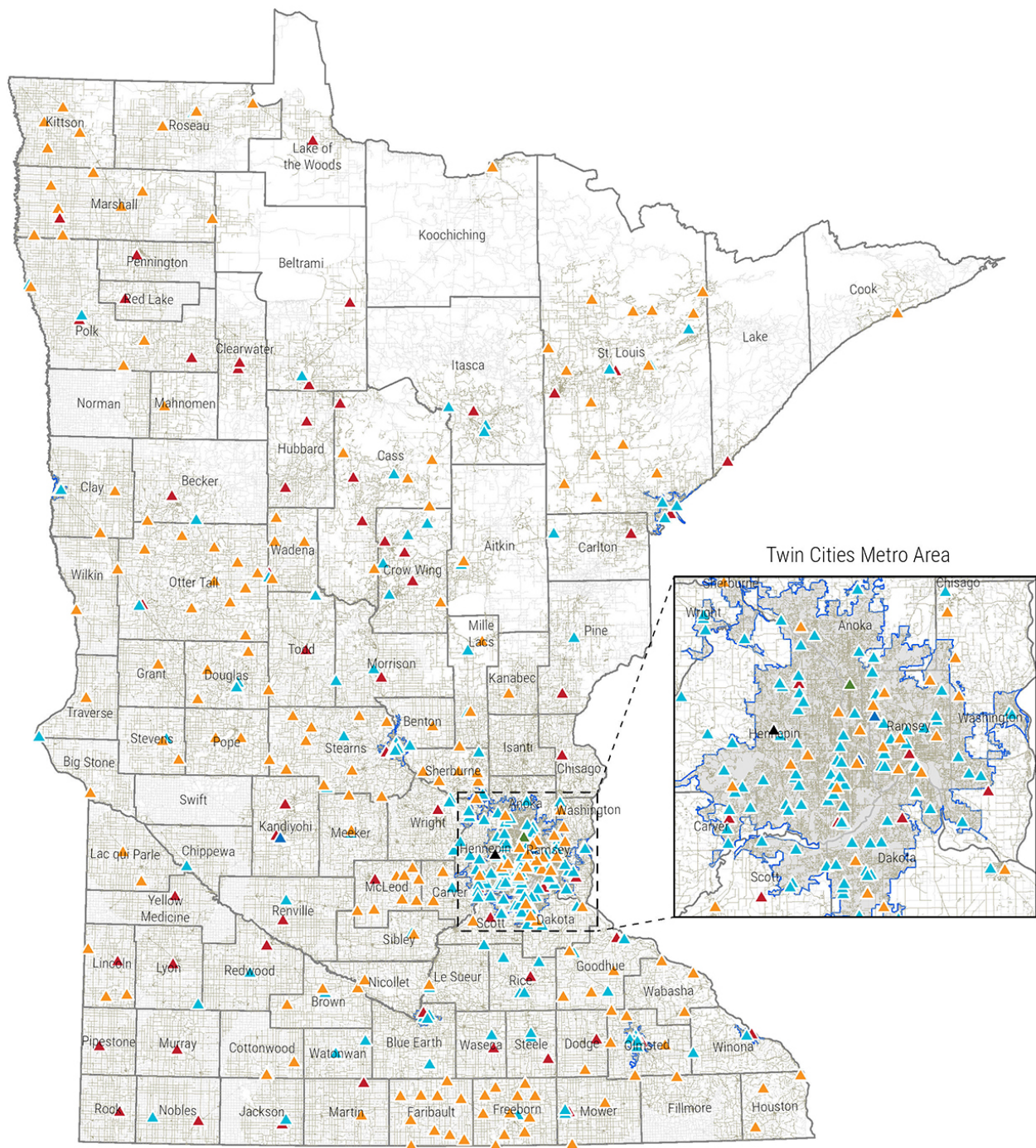


SUPPLEMENTAL DROP-OFF SITES



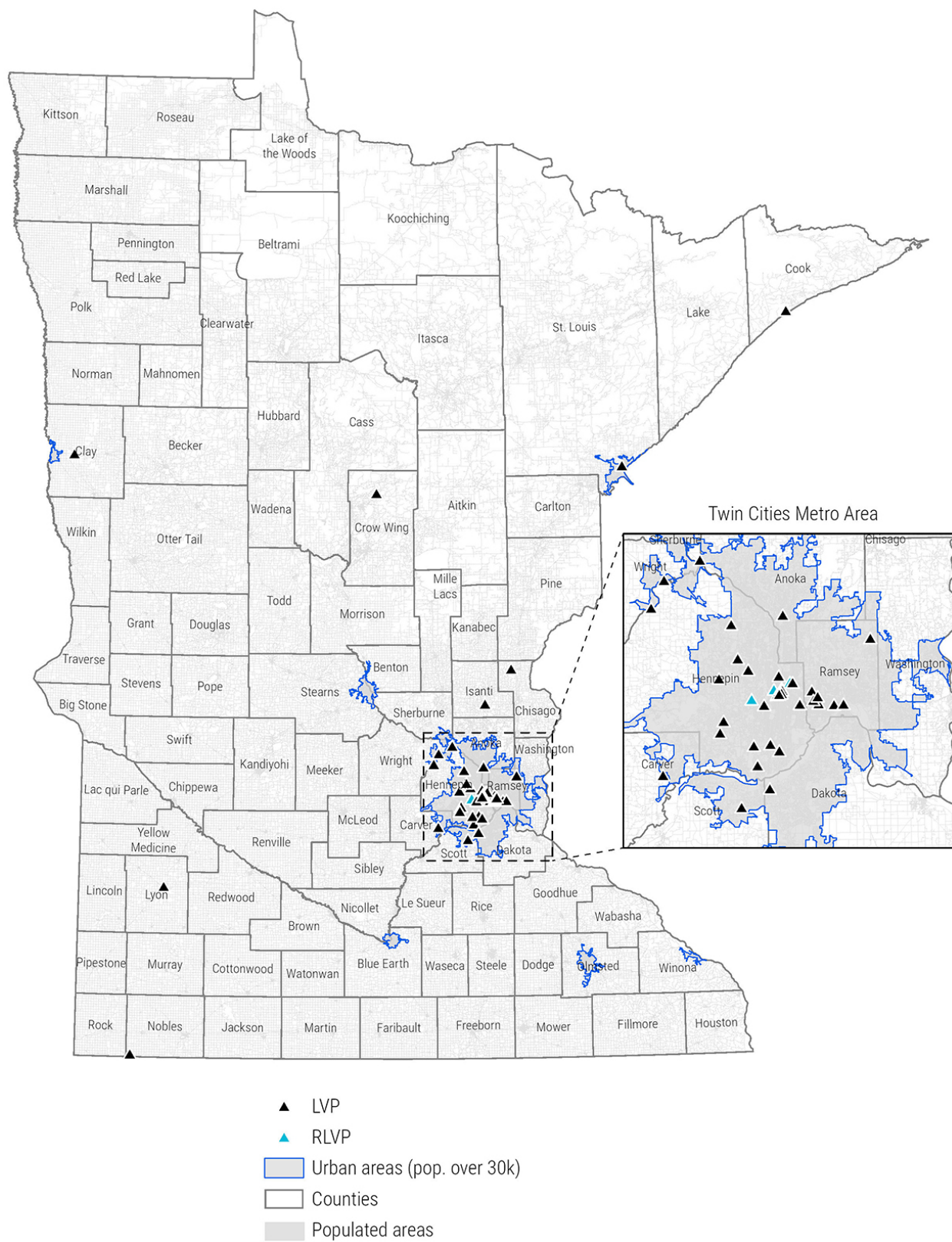
- ▲ Environmental Services
- ▲ HHW Event
- ▲ HHW Seasonal
- ▲ Retail
- Urban areas (pop. over 30k)
- Counties
- Population served by drop-off sites
- Population not served by drop-off sites

YEAR-ROUND AND SUPPLEMENTAL DROP-OFF SITES



- | | |
|--------------------------|-------------------------------------------|
| ▲ Environmental Services | ▲ Reuse Store |
| ▲ HHW Event | ■ Urban areas (pop. over 30k) |
| ▲ HHW Facility | □ Counties |
| ▲ HHW Seasonal | ■ Population served by drop-off sites |
| ▲ Paint Recycler | ■ Population not served by drop-off sites |
| ▲ Retail | |

LARGE VOLUME PICK-UP SITES



C. PAINT COLLECTION PROCEDURES

PaintCare has contract agreements with all retail/reuse drop-off sites as well as RLVP sites. PaintCare contracts require that sites meet all requirements of local, state, and federal law, regulations, and policies.

Staff at retail/reuse drop-off sites and RLVP sites received on-site, in-person training and a program procedures manual. The training and program manual covered:

- ◆ Identification of program and non-program products
- ◆ Acceptable containers
- ◆ Whom to accept paint from and how much
- ◆ Screening procedure for businesses and organizations
- ◆ Proper storage
- ◆ Spill response procedures and reporting requirements
- ◆ How to schedule a pick-up
- ◆ Required paperwork and record retention schedules
- ◆ Employee training

Site personnel are required to visually inspect – but not open – containers of postconsumer paint to confirm that they are acceptable program products and then place them in cubic yard spill proof collection bins provided by the program. Unlabeled and leaking cans are not accepted at retail or other non-HHW sites, however, trained staff at HHW facilities and events can accept and prepare them for management under their program.

Retail/reuse drop-off sites and RLVP sites are visited by PaintCare staff during the year to check on their operations and provide additional training and consumer outreach materials as needed. Staff also answer inquiries from stores, provide program feedback to managers and employees, and coordinate with state and local regulators to correct any issues identified on site.

D. PAINT TRANSPORTATION AND PROCESSING

D1. Paint Transportation

PaintCare employed two transporters in the reporting period: Clean Harbors Environmental Services (Clean Harbors) and Veolia Environmental Services (Veolia). Both companies are licensed hazardous waste transporters. PaintCare requires transporters to have the ability and knowledge to respond to incidents involving hazardous materials and comply with all applicable US Department of Transportation (DOT) and

state transportation rules. PaintCare also requires its transporters to carry appropriate insurance, including at a minimum, commercial general liability, automobile, and pollution liability coverage, and further requires that its transporters provide, as additional insured on those policies, each individual or entity that signs a drop-off site contract with PaintCare.

PaintCare contracted both transporters to service retail/reuse drop-off sites and LVP/RLVP sites. Each company also serviced their respective HHW customers (facilities and events) through an MPCA contract.

Both transporters delivered bins of commingled paint (latex and oil-based) from retail/reuse drop-off sites, as well as pre-sorted latex paint from HHW facilities/events and LVP/RLVP sites, to Amazon Environmental in Fridley, MN, for further separation, consolidation, and processing.

Clean Harbors delivered oil-based paint to their permitted facility in Kimball, NE. This included presorted boxes of oil-based paint picked up directly from two HHW facilities and LVP/RLVP sites, as well as oil-based paint sorted out by Amazon from boxes of commingled paint from retail/reuse drop-off sites. Veolia delivered oil-based paint to their permitted facility in Menomonee Falls, WI. This included presorted oil-based paint picked up directly from HHW facilities/events and LVP/RLVP sites, and oil-based paint sorted out by Amazon from commingled paint from retail/reuse drop-off sites.

In addition to transportation services provided by Clean Harbors and Veolia, PaintCare compensated several HHW programs for internal transportation of paint from HHW events to HHW facilities for consolidation.

During this reporting period, PaintCare worked with several of its partners (counties, Amazon, and Veolia) to put reusable bins in circulation for latex paint shipments at Carver, Dakota, Ramsey and Stearns counties. Our mutual goal is to maximize the use of reusable bins where beneficial to both the program and the program participants, including the reduction of packaging waste and costs. Initially, a small number of bins were purchased and distributed to a pilot group of counties for evaluation. Feedback from the initial pilot was that most counties preferred taller bins to maximize loads and increase stability. The initial lot of bins was allocated to one county that preferred smaller bins, and taller bins were purchased for the remaining pilot counties. So far, the feedback has been generally positive, and all three stakeholder groups have been able to successfully manage the inventory of both full and empty bins. PaintCare will work with haulers to assess cost savings, in the Collection Supplies and Support category, from the use of these reusable bins in the next program year and beyond.

D2. Latex Paint Processing

The condition in which postconsumer latex paint is received by the program determines the management options. If containers are not properly sealed during storage, latex paint can harden due to evaporation and may no longer be useable or recyclable. Similarly, if latex paint freezes numerous times, it may not be as suitable for use or recycling. The program's outreach messages encourage the timely return of unwanted postconsumer paint to reduce the age and improve the condition of the paint for end of life management.

PaintCare managed latex paint by the following waste management hierarchy:

Reuse. HHW programs generally screen for paint containers that are 50% or more full and in good condition and give them away for free to their local community.

Recycled Paint. Amazon blended postconsumer paint into a variety of colors of recycled-content paint.

Alternative Daily Landfill Cover. Latex paint received by Amazon that was not suitable for paint-to-paint recycling was consolidated and delivered to their facility in Pryor, OK, and processed into a product that was used as alternative daily landfill cover (ADC) by American Environmental, a landfill in Oklahoma.

Latex Paint Study. In December 2017, PaintCare entered into an agreement with the Solid Waste Management Coordinating Board (SWMCB), a joint powers organization representing six counties, to hire a consultant to evaluate latex paint received at HHWs in the Twin Cities Metro Area and identify potential alternatives to current management methods (recycled paint and ADC). Our primary partner, Dakota County, hired the Product Stewardship Institute (PSI) to analyze HHW data, conduct on-site paint sorts, and interview a range of experts and businesses to compare potential alternatives in terms of costs and feasibility. A final report from PSI is due by the end of 2018. Results will be shared among the metro counties and discussed with the MPCA thereafter as part of a broader dialog related to HHW operations.

D3. Oil-Based Paint Processing

The following waste management hierarchy is used for oil-based paint:

Reuse. HHW programs generally screen for paint containers that are 50% or more full and in good condition and give them away for free their local community.

Fuel. Veolia managed oil-based paint through several fuel blending facilities – Green America in Hannibal, MO; Lone Star in Greencastle, IN; Systec in Fredonia, KS; ESSROC in Logansport, IN; Rineco in Benton, AR; and through their hazardous waste incinerators in Sauget, IL and Port Arthur, TX. Clean Harbors managed oil-based paint through their hazardous waste incinerator in Kimball, NE.

Section 2. Paint Collection Volume and Disposition Methods

Annual Report Statutory Citation

Minnesota Session Laws 2013, Chapter 114, Section 78

Subd. 12. Stewardship reports. Beginning October 1, 2015, producers of architectural paint sold in the state must individually or through a stewardship organization submit an annual report to the agency describing the product stewardship program. At a minimum, the report must contain:

(2) The weight of all architectural paint collected in all regions of the state and a comparison to the performance goals and recycling rates established in the stewardship plan.

(3) The amount of unwanted architectural paint collected in the state by method of disposition, including reuse, recycling, and other methods of processing.

A. PAINT SALES

Sales for the reporting period were 8,611,435 gallons, down 6% from FY2017. The impacts of this decrease are discussed further in section 3.

B. PAINT COLLECTION AND MANAGEMENT

B1. Collection Volume and Recovery Rate

The program processed 993,564 gallons of paint in the reporting period. The recovery rate was 11.5% (11.5% of 8,611,435 gallons sold).

The following tables provides the gallons sold, gallons processed, and recovery rates for the four reporting periods.

GALLONS SOLD AND PROCESSED

	YEAR 1 FY2015 (8 MONTHS)	YEAR 2 FY2016	YEAR 3 FY2017	YEAR 4 FY2018
Gallons Sold	5,249,053	9,235,668	9,203,140	8,611,435
Gallons Processed	501,400	1,022,346	1,010,140	993,564
Change in Gallons Processed	NA	103.9%	-1.2%	-1.6%
Recovery Rate	9.6%	11.1%	11.0%	11.5%

B2. Latex vs. Oil-Based Paint

Of the 993,564 gallons of paint processed in the reporting period, 81% (807,695 gallons) was latex paint and 19% (185,869 gallons) was oil-based paint.

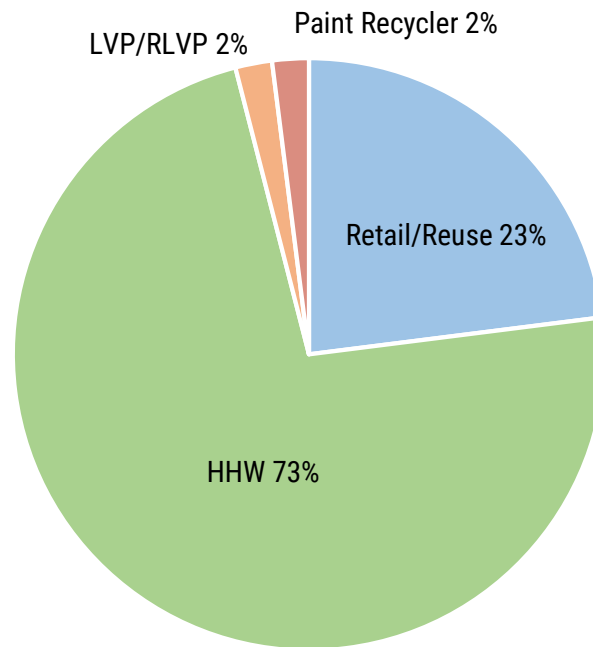
B3. Paint Management Methods

The following tables shows the paint management methods and volumes for latex and oil-based paint for the four reporting periods.

PAINT TYPE & DISPOSITION	YEAR 1 FY2015 (8 MONTHS)		YEAR 2 FY2016		YEAR 3 FY2017		YEAR 4 FY2018	
LATEX PAINT	(GAL)	%	(GAL)	%	(GAL)	%	(GAL)	%
Reuse	46,966	12	96,754	12	102,330	12	99,316	12
Recycled Paint	143,977	36	297,490	38	309,038	38	304,973	38
Fuel	13,804	4	0	0	0	0	0	0
Alternative Daily Landfill Cover	191,054	48	393,796	50	406,328	50	403,406	50
Disposal	0	0	11	0	0	0	0	0
Latex Total	395,801	100	788,051	100	817,696	100	807,695	100
OIL-BASED PAINT								
Reuse	9,665	9	20,567	9	21,309	10	20,710	11
Fuel	95,934	91	213,728	91	171,135	90	165,159	89
Oil-Based Total	105,599	100	234,295	100	192,444	100	185,869	100
GRAND TOTAL	501,400		1,022,346		1,010,140		993,564	

B4. Collection by Site Type

The following pie chart shows the relative volume of paint collected by site type.



C. CONTAINER RECYCLING

Empty metal and plastic paint containers are recycled whenever possible. During the reporting period, Amazon recycled over 61% of latex paint containers received, for an estimated total of 415 tons. No oil-based paint containers were recycled in this reporting period.

Section 3. Independent Audit and Financial Summary

Annual Report Statutory Citation

Minnesota Session Laws 2013, Chapter 114, Section 78

Subd. 12. Stewardship reports. Beginning October 1, 2015, producers of architectural paint sold in the state must individually or through a stewardship organization submit an annual report to the agency describing the product stewardship program. At a minimum, the report must contain:

(5) An independent financial audit.

A. INDEPENDENT FINANCIAL AUDIT

An independent financial audit of the national PaintCare program was conducted by Rogers & Company PLLC. This independent CPA firm conducted the audit in accordance with auditing standards generally accepted in the United States. Those standards require that the firm plan and perform the audit to obtain reasonable assurance about whether the financial statements are free of material misstatements. The audit process includes examining, on a test basis, evidence supporting the amounts and disclosures in the financial statements. The audit also includes assessing the accounting principles used and significant estimates made by management, as well as evaluating the overall financial statement presentation.

In Rogers & Company's opinion, the financial statements of PaintCare present fairly, in all material respects, the financial position as of June 30, 2018, and the changes in its net assets and its cash flows for the year ended in conformity with accounting principles generally accepted in the United States. The independent financial audit of the PaintCare program is available in the appendix.

B. FINANCIAL SUMMARY AND DISCUSSION

B1. Expense Categories

Expense categories for the Minnesota program are discussed below. As noted previously, revenue is derived from fees on new paint sales.

Paint Processing. Paint processing is the largest expense in all PaintCare state programs. PaintCare paid processing costs in Minnesota based on gross weights of full paint collection bins from retail/reuse drop-off sites and LVP/RLVP sites, and based on cubic feet or per drum for HHW programs (the units of measure in MPCA's hazardous waste management contract). Processing costs included the cost of sorting out mixed boxes of latex and oil-based paint from paint retailers, reuse stores, and the paint recycler. It also included reimbursement to HHWs for paint management activities, including the reuse of leftover paint and bulking paint into drums.

Paint Transportation. Paint transportation is another significant expense in all PaintCare programs. PaintCare paid transportation costs in Minnesota based on the number of paint collection bins (including a minimum stop charge) picked up at a site or by the miles driven to complete a pick-up.

Collection Supplies and Support. Collection support expenses included paint collection bins, spill kits, training materials, and miscellaneous supplies for drop-off sites operations.

Communications. Communications expenses included advertising and promotional materials to increase awareness of the program and use of the drop-off sites.

Personnel, Professional Fees and Other. Personnel, professional fees and other included the cost of one full-time in-state employee, GIS analysis, legal costs, travel, office supplies, and other logistical and professional support.

State Administrative Fees. PaintCare pays MPCA administrative fees annually. MPCA bills PaintCare at an hourly rate for time spent on program oversight.

Corporate Activity. Corporate activity costs are those that are shared across all PaintCare programs and allocated relative to the population of the state or jurisdiction. For the reporting period, Minnesota's allocation for corporate activity was 9.1%. These costs include but are not limited to corporate staffing, insurance, maintenance of data management systems, auditing fees, software licenses, legal fees, occupancy, and general communications.

B2. Financial Summary

The following table shows program revenue and expenses during the four reporting periods. A discussion of any significant differences follows the table.

REVENUE AND EXPENSES

REVENUE	YEAR 1 FY2015	YEAR 2 FY2016	YEAR 3 FY2017	YEAR 4 FY2018
Larger than half pint to smaller than 1 gallon	\$ 378,622	\$ 652,865	\$ 644,642	\$768,131
1 gallon (thru August 2017) 1 – 2 gallons (after August 2017)	2,013,018	3,446,953	3,426,857	3,904,518
>1 gallon up to 5 gallons (thru August 2017) >2 gallons up to 5 gallons (after August 2017)	733,032	1,333,013	1,333,626	1,519,460
Total revenue	3,124,672	5,432,831	5,405,124	6,192,109
EXPENSES				
Paint processing	1,838,138	3,852,169	3,893,722	3,667,091
Paint transportation	307,875	465,386	464,621	428,683
Collection supplies and support	228,008	419,737	375,735	427,620
Communications	756,574	375,324	113,166	204,463
Personnel, professional fees, and other	235,962	148,333	149,535	166,436
State administrative fees	87,046	118,013	35,131	35,160
Allocation of corporate activity	170,111	375,240	362,337	381,425
Total expenses	3,623,714	5,754,202	5,394,247	5,310,878
Allocation of investment activity	(3,331)	(25,217)	(75,844)	(39,090)
Change in net assets (revenue minus expenses)	(502,373)	(346,589)	(64,967)	842,141
Net assets, beginning of reporting period	(647,114)	(1,149,487)	(1,496,076)	(1,561,043)
Net assets, end of reporting period	\$ (1,149,487)	\$ (1,496,076)	\$ (1,561,043)	\$ (718,902)

- ◆ Fee revenue increased 15% over the last reporting period, despite a reduction in paint sales, due to the fee increase. The new fees took effect September 1, 2017; the first two months of the reporting period utilized the original (lower) fee structure.
- ◆ Collection supplies and support were higher due to the purchase of reusable bins for the program. This will help reduce collection support costs in subsequent years.
- ◆ Communications expenses were higher in FY2018, as PaintCare returned to normal levels of activity promoting participating drop-off sites in local advertisements after a reduction in FY2017.
- ◆ Personnel, professional fees and other went up approximately 11%. A portion of the money went to fund the Latex Paint Study that PaintCare is conducting in partnership with the SWMCB and Dakota County. In addition, PaintCare also brought one of its coordinators out to Minnesota to assist with retail site visits during the reporting period.

C. RESERVES POLICY

Reserves represent the accumulated surplus (cash and investments) of PaintCare's programs. The reserves provide each program with a balance that is sufficient to pay its bills in times of either higher than expected paint collection (higher expenses), lower than expected paint sales (lower revenue), or a combination of the two.

PaintCare's Reserves Policy establishes a target reserve as a percentage of annual expenses. It also sets a range with minimum and maximum thresholds. If the reserves fall below the minimum threshold or rise beyond the maximum threshold, an evaluation of the program's expenses and revenue will be performed to determine if changes are needed in operations, outreach, and/or the fee structure to bring the reserve balance within range.

Previously, the PaintCare Board of Directors had established a target reserve of 50% of annual expenses with a minimum threshold of 16% (i.e., two months) of expenses and a maximum of 75% (i.e., nine months).

In April 2018, the Board of Directors increased the target to 100% of annual expenses. The minimum threshold was changed to 75% (i.e., nine months) of expenses and the maximum was changed to 125% (i.e., 15 months).

This decision was made after an examination of how reserve levels have fluctuated for existing programs, particularly those with sustained growth and costs. The analysis showed that if a fee reduction were to be implemented when a 50% reserve level is reached, programs would likely need to reverse course and implement a fee increase within a few years. Therefore, a higher reserve level provides better stability for the programs and for those affected by a fee change. A larger reserve also mitigates the risk of an extensive timeframe for receiving approval of fee changes. Finally, a larger reserve provides better financial security for

individual state programs as they move from utilizing an organization-wide bank account to individual limited liability companies with separate banks accounts, whereby borrowing of funds during times of deficit may be costlier.

PaintCare has also confirmed that a 12 months reserve target is not uncommon for non-profit organizations, including other stewardship organizations.

D. EVALUATION OF THE PROGRAM'S FUNDING MECHANISM

The funding mechanism and system to receive sales reports and payments from manufacturers performed well during the reporting period. The revenue was sufficient to cover expenses, and the program is moving in a positive direction financially.

The Minnesota PaintCare fee schedules in place during the reporting period were:

PAINTCARE FEE SCHEDULES

CONTAINER SIZE	JULY-AUG 2017	SEPT 2017- JUNE 2018
Half pint or smaller	\$ 0.00	\$ 0.00
Larger than half pint to smaller than 1 gallon	\$ 0.35	\$ 0.49
1 gallon	\$ 0.75	-
Larger than 1 gallon up to 5 gallons	\$ 1.60	-
1 gallon up to 2 gallons	-	\$ 0.99
Larger than 2 gallons up to 5 gallons	-	\$ 1.99

In its March 2017 fee increase approval letter, the MPCA requested that PaintCare submit a separate review of the impact of the new fee schedule by April 1, 2019, including deficit and reserves. We will also continue to evaluate our fees relative to the program's performance in future annual reports.

Section 4. Outreach

Annual Report Statutory Citation

Minnesota Session Laws 2013, Chapter 114, Section 78

Subd. 12. Stewardship reports. Beginning October 1, 2015, producers of architectural paint sold in the state must individually or through a stewardship organization submit an annual report to the agency describing the product stewardship program. At a minimum, the report must contain:

(4) Samples of educational materials provided to consumers and an evaluation of the effectiveness of the materials and the methods used to disseminate the materials.

A. OUTREACH ACTIVITIES

A1. Introduction

Initial outreach prior to the start of the program and in the first reporting period focused on recruiting drop-off sites. PaintCare's outreach strategy has since evolved to include a variety of activities targeted to retailers, painting contractors, municipal agencies, and the public through direct contact and advertising.

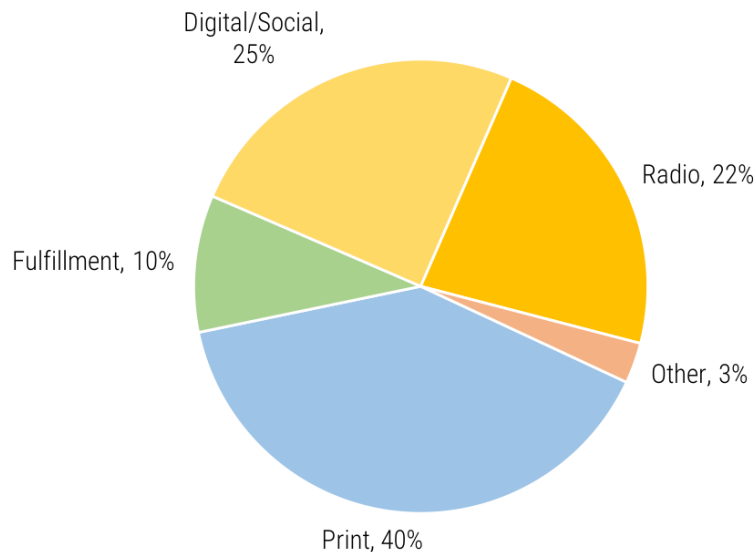
During the reporting period, outreach included a variety of activities such as newspapers, radio, fulfillment (distribution of brochures and other print-based materials), digital, streaming audio, and social media. Outreach efforts focused on encouraging the public to recycle their unwanted paint, in addition to messages related to source reduction and reuse. The main objective of outreach was to drive the public to PaintCare's website to find a drop-off site using PaintCare's site locator search tool.

PaintCare continued its strategy of limited outreach activities during the lead-up to the September 1, 2017 fee increase, with the notable exception of notification to retailers and manufacturers regarding implementation of the fee increase. Notification included a mass mailing, e-mail, and new point-of-sale materials distributed to replace outdated information. Some routine outreach activities remained constant during this brief period, including website, social media, and fulfillment.

After the fee change period, a modest statewide outreach campaign was launched consisting of streaming audio advertising to promote paint recycling before the slower winter months. Another statewide campaign began at this time promoting paint drop-off sites via local newspapers, radio, and digital media, and was completed in spring 2018.

The total amount of direct outreach spending (not including local media agency fees) dedicated to Minnesota program activities was \$174,592.34 during the reporting period and is summarized in the pie chart below. The "Other" category represents miscellaneous spending related to fee increase notification.

RELATIVE SPENDING ON OUTREACH ACTIVITIES



A2. Print Materials for Consumers

PaintCare continued to distribute printed materials to retailers to help inform customers public in their stores and the general public. These materials include program brochures, mini cards, fact sheets, and posters.

During the reporting period, PaintCare fulfilled 46 requests for materials by mail, and the Minnesota program manager delivered materials in person during site visits. PaintCare distributed a total of 2,253 brochures, mini cards, fact sheets, and posters during the reporting period.

PaintCare also provided counter mats to retailers for use in the paint department to reference when customers have questions. The counter mat is popular with retailers and more likely than the poster to be seen by customers while they wait for their paint to be mixed.

Larger versions of the materials shown below are included in the appendix and available on PaintCare's website.



Brochure, Mini Card, Program Poster, Counter Mat, and Fact Sheets

A3. Mailing to Retailers

PaintCare conducted one mailing during the reporting period to notify retailers about the fee increase that took effect on September 1, 2017. This mailing followed two previously reported mailings in the prior fiscal year. The mailing took place in late July and early August 2017 and provided retailers with updated POS materials showing the new fees. It included brochures, fact sheets, and counter mats.

A4. Fact Sheets for Stakeholders

Several fact sheets are available on PaintCare's website for different target audiences, and printed versions are distributed upon request. Minor updates are made throughout the year. Current versions of these fact sheets on PaintCare's website include:

- ◆ How Does the Minnesota Paint Stewardship Program Affect Paint Retailers?
- ◆ How to Become a Retail Drop-Off Site
- ◆ About PaintCare Fees
- ◆ Information for HHW Programs
- ◆ Information for Solid Waste Transfer Stations, Recycling Facilities and Landfills
- ◆ Reuse Programs – Compensation and Reporting

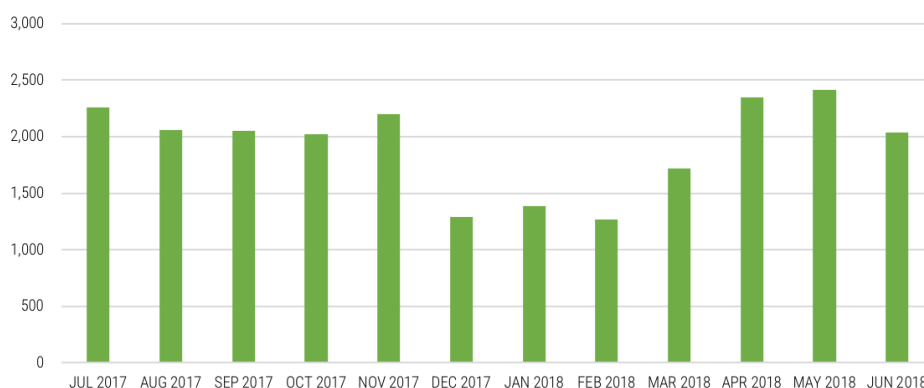
A5. Website

Most PaintCare advertising and outreach efforts direct the public to PaintCare's website for more information and to find a local PaintCare site. The most frequently visited part of the website is the PaintCare site locator tool on the page titled Drop-Off Locations.

The website is easy to navigate and features topics on buying the right amount of paint, storage and reuse tips, and recycling. It contains special pages for manufacturers and retailers, explains what products are covered by the program, and has a Minnesota page with tabs for different audiences (Everyone, Contractors, Retailers, Waste Facilities, and Official Docs). PaintCare's website is updated throughout the year.

Monthly website traffic from Minnesota during the reporting period is displayed in the following chart:

MONTHLY WEBSITE TRAFFIC FROM MINNESOTA



A6. Translations

PaintCare translates consumer brochures and fact sheets into languages of known ethnic groups in the state, especially those in the painting business, and upon request from paint retailers or other stakeholders. During the reporting year, PaintCare streamlined its translated brochures into universal versions (no longer state-specific) in order to make all them available to all states/jurisdictions. These include Spanish, Hmong, and Somali, which have been available in Minnesota for some time, as well as Amharic, Arabic, Armenian, Chinese, Farsi, French, Khmer, Korean, Lao, Polish, Portuguese, Russian, Thai, Turkish, and Vietnamese.

Additionally, some widely used fact sheets have been translated and are available to all states. These include the LVP Fact Sheet, which is available in Spanish, and the Painting Contractors Fact Sheet, which is available in 11 languages other than English.

A7. Print Advertising

As part of its statewide drop-off site promotion campaign, PaintCare placed black and white ads in local newspapers. The ads direct the public to drop-off sites in their communities.

PAINT RECYCLING
MADE easy

It's Free!

Do you know where to recycle or dispose of your paint?
There are 265 PaintCare sites in Minnesota where households and businesses can recycle or dispose of unwanted paint, stain, and varnish all year round, including these sites in Little Falls:

Ace Hardware 1101 Second Avenue NE (320) 616-7026	Little Falls Hardware Hank and Rental 211 E Broadway Avenue (320) 632-5740
----------------------------------------------------------------	-----------------------------------------------------------------------------------------

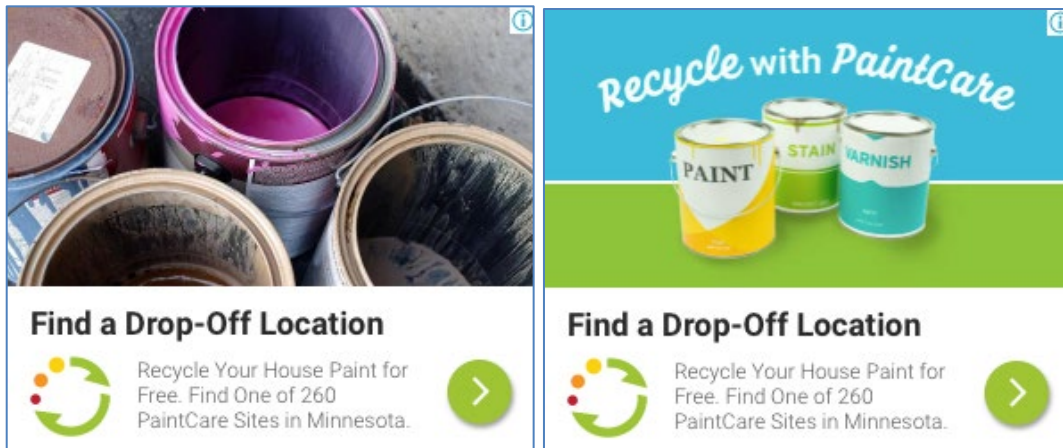
TO FIND OTHER DROP-OFF LOCATIONS:
www.paintcare.org
(855) 724-6809

All PaintCare sites accept up to 5 gallons per visit (some take more). Please call ahead to confirm business hours and ask if they can accept the type and amount of paint you would like to recycle. Sites do not accept aerosols (spray paint) or leaking, unlabeled, and empty containers.

Example of Print Newspaper Ads from Drop-off Sites Campaign

A8. Digital Advertising

PaintCare used Facebook, digital banner ads, and search engine result ads to promote its messages and drive traffic to PaintCare's website and site locator tool.



Examples of PaintCare's Digital Ads

In fall 2017, PaintCare ran a short-term campaign via the digital streaming audio service Pandora that encouraged Minnesota residents to recycle their paint before winter temperatures freeze it. This advertisement had the parallel goals of promoting use of drop-off sites to recycle leftovers, avoiding re-freezing of stored paint which could impact its recyclability, and calling attention to the "store right" message.

The following audio script was used with an accompanying digital banner ad displayed on the Pandora mobile app, as pictured below:



"It's getting cold and your paint is getting old! House paint that freezes and thaws can spoil—making it unusable or unrecyclable. If you plan to use up your old paint, store it inside where it won't freeze this winter. If you don't have plans to use it, why not recycle it now? It's easy. There are PaintCare drop-off locations all over Minnesota where you can recycle leftover house paint for free. Find a location at [paintcare dot org](http://paintcare.org)."

A9. Face-to-Face

PaintCare's Minnesota program manager attended the following face-to-face activities during the reporting period:

DATE	EVENT	ACTIVITY
8/28/17-8/30/17	Resource Recycling Conference	Table/booth. Program overview and info for recycling professionals.
10/13/17	Amazon Paint Tour	Organized tour of paint recycler for HHW staff; conducted Q&A session regarding management of non-recyclable paints.
10/16/17-10/17/17	RAM/SWANA Conference	Sponsor and exhibitor (table/booth). Provided program materials and updates to HW managers. 400+ attendees.
11/29/17	HHW RPM Meeting	Update on HHW program component to county staff and program managers.
2/13/18	ReUSE MN Quarterly Meeting	Program overview. 20 attendees involved with local reuse efforts.
3/20/18	Sherwin Williams Pro Show	Table/booth. Program overview and print materials for SW managers and customers.
4/30/18-5/1/18	US Green Building Council IMPACT 2018	Attended local conference. Networked with green building professionals and promoted program to property managers.
6/14/18	Solid Waste Administrators Association of MN, RPM Meeting	Update on HHW program component to county staff and program managers.

A10. Signs for Drop-Off Sites

PaintCare has several signs for drop-off sites to help them educate the public about the program, screen program products, and address any concerns about illegal dumping. Drop-off sites may order the following signs: Program Products (English/Spanish), Program Partner, Combination (program partner with simplified products list), No Dumping, and Please Wait for Assistance. Larger images of these signs can be viewed at www.paintcare.org/signs.

PAINTCARE PRODUCTS
These products are accepted for free at drop-off sites. They are not accepted for sale or disposal at other locations. (English/Spanish text follows)

PRODUCTOS DEL PROGRAMA
Estos productos son aceptados gratuitamente en los lugares de entrega. No se aceptan para venta o eliminación en otros lugares. (Spanish text follows)

NON-PAINTCARE PRODUCTS
These products are not accepted for free at drop-off sites. They are not accepted for sale or disposal at other locations. (English text follows)

NO SE INCLUYEN EN EL PROGRAMA
Estos productos no son aceptados gratuitamente en los lugares de entrega. No se aceptan para venta o eliminación en otros lugares. (Spanish text follows)

We are a PaintCare Partner
Fees on the sale of paint in Minnesota help pay for our program.
Recycle with PaintCare
To learn more, please call 1-855-724-6809 or visit www.paintcare.org

We're a PaintCare Drop-Off Site
WE ACCEPT:
• Latex House Paint
• Oil-Based House Paint
• Primer
• Stains
• Sealers
• Varnish and Shellac
WE CAN'T ACCEPT:
• Aerosols (Spray Cans)
• Auto and Marine Paints
• 2-Part Paints
• Road Marking Paint
• Tints and Resins
• Thinner and Solvent
• Caulk and Spackle
• Wood Treatment/Preservatives
• Deck Cleaner
• Tar/Asphalt Products
CONTAINERS:
• No larger than 5 gallons
• Must not be leaking
• Must have original labels

NO DUMPING
STOP!
IT'S ILLEGAL to dump or abandon Paint, Oil, or other Hazardous Waste
THIS AREA MAY BE UNDER VIDEO SURVEILLANCE
Violators Will Be Prosecuted

Please wait for staff assistance when dropping off leftover paint.
Espera a que le atienda un empleado de la compañía cuando vaya a desechar pintura sobrante.

B. AWARENESS SURVEY

PaintCare conducted a baseline awareness survey in Minnesota prior to the start of the program using an online survey instrument and repeats the survey each year. The survey is used to evaluate awareness of paint recycling options over time.

PaintCare is especially interested in the questions related to how much paint people store in their homes and whether they know where to recycle unwanted paint. A summary of responses for the last four rounds of surveys is included in the appendix.

Here are some highlights of the combined surveys over four years:

- ◆ Since the start of the program, the percentage of respondents who said they had (or would) dry out unwanted paint and dispose of it in the trash decreased on average. Prior to PaintCare, drying and disposing of latex paint was recommended by many state and local government programs (except in California) as the way to get rid of unwanted latex paint.
- ◆ The percentage of respondents who said they had (or would) take unwanted paint to an HHW program decreased on average, while the percentage who said they had (or would) take it to a paint store increased. Prior to PaintCare, very few paint stores took back paint, so this is an indicator of awareness of the options provided by PaintCare's retail partners.
- ◆ The percentage of respondents who said they know that paint can be recycled increased on average over several years. This year it was 56%, up from 36% in 2015.
- ◆ The percentage of respondents who said they know where to take paint for recycling or disposal increased on average over several years. This year 51% of respondents said they know where to take old paint, up from 34% in 2015.

C. RECOMMENDATIONS

PaintCare will keep the outreach activities at a modest level overall and carefully monitor the program's financial recovery. Recommendations for the next year of the program are to:

- ◆ Conduct advertising statewide to promote individual drop-off sites.
- ◆ Continue to distribute point-of-sale materials to all paint retailers either directly or through their corporate headquarters.
- ◆ Continue to update PaintCare's website and site locator, optimize search engine key words for those searching paint recycling, and develop a greater social media presence.
- ◆ Continue utilizing digital streaming audio advertisements, a very successful strategy for PaintCare, which is geographically and demographically tailored, and provides detailed reporting and analytics.

- ◆ Attend events and in-person meetings for networking and promotion opportunities.
- ◆ Work with the state and counties to develop joint messaging and outreach opportunities.

Appendix Section A



PAINTCARE SITES

FY2018 PAINTCARE SITES IN MINNESOTA - PAGE 1 OF 21

City/Town

Site Name

Address

Type

Year-Round Sites

249 Sites

AITKIN COUNTY (2)

Aitkin	Beartooth True Value Hardware	150 Southgate Dr	Retail
Aitkin	Hyytinen Hardware Hank	312 Second St NE	Retail

ANOKA COUNTY (8)

Blaine	Anoka County HHW Facility	3230 101st Ave NE	HHW Facility
Blaine	Hirshfields	10059 Flanders Ct NE	Retail
Blaine	Sherwin-Williams	10690 Baltimore St NW	Retail
Columbia Heights	Sherwin-Williams	4110 Central Ave NE	Retail
Coon Rapids	Sherwin-Williams	3564 Main St NW	Retail
Fridley	Amazon Environmental	350 73rd Ave NE	Paint Recycler
Ham Lake	Smith Brothers Decorating	17362 MN Highway 65	Retail
Ramsey	Hirshfields	7129 US Hwy 10	Retail

BECKER COUNTY (2)

Detroit Lakes	Becker County Transfer Station (HHWF)	24413 County Rd 144	HHW Facility
Frazee	Color Tek Coatings	207 W Main Ave	Retail

BELTRAMI COUNTY (4)

Bemidji	Beltrami Solid Waste Transfer Station	751 Industrial Park Dr SE	HHW Facility
Bemidji	Hirshfields	2140 Bardwell Dr NW	Retail
Bemidji	Sherwin-Williams	2405 Middle School Dr NW	Retail
Blackduck	Blackduck/Kelliher Transfer Station	33003 MN Highway 72	HHW Facility

BENTON COUNTY (1)

Sauk Rapids	Mimbach Fleet Supply	3355 Quail Rd NE	Retail
-------------	----------------------	------------------	--------

BLUE EARTH COUNTY (3)

Mankato	Diamond Vogel	619 N Riverfront Dr	Retail
Mankato	Sherwin-Williams	350 Saint Andrews Dr	Retail
Mapleton	Mapleton Farm & Home	216 NE Main St	Retail

BROWN COUNTY (1)

Sleepy Eye	McCabes Ace Hardware	1200 Main St E	Retail
------------	----------------------	----------------	--------

CARLTON COUNTY (1)

Wright	Groth Lumber True Value	6747 Pacific Ave	Retail
--------	-------------------------	------------------	--------



PAINTCARE SITES

FY2018 PAINTCARE SITES IN MINNESOTA - PAGE 2 OF 21

City/Town	Site Name	Address	Type
CARVER COUNTY (5)			
Chanhassen	Merlins Ace Hardware	7844 Market Blvd	Retail
Chanhassen	Sherwin-Williams	2979 Water Tower Pl	Retail
Chaska	Carver County Environmental Ctr	116 Peavey Cir	HHW Facility
Chaska	Hirshfields	2948 Chestnut St N	Retail
Waconia	UFC Farm Supply	801 MN Highway 284	Retail
CASS COUNTY (5)			
Backus	Cass County HHW Facility	1705 Paul Bunyan State Trl	HHW Facility
Cass Lake	Cass Lake Solid Waste Transfer Station	6250 152nd St NW	HHW Facility
Hackensack	Walker/Hackensack Transfer Site	4524 44th St NW	HHW Facility
Longville	Longville Builders Supply	186 Reservation Ave	Retail
Walker	Walker Home Ctr	8250 Industrial Park Rd NW	Retail
CHIPPEWA COUNTY (1)			
Montevideo	Ace Hardware Montevideo	120 N First St	Retail
CHISAGO COUNTY (1)			
North Branch	Chisago County HHW Facility/ECSWC	39649 Grand Ave	HHW Facility
CLAY COUNTY (3)			
Hawley	Builders First Source	801 Burns St	Retail
Moorhead	Clay County HHW Facility	2729 US 10	HHW Facility
Moorhead	Sherwin-Williams	3314 US 10	Retail
CLEARWATER COUNTY (2)			
Bagley	Clearwater County Demolition Landfill	37527 Fairgrounds Rd	HHW Facility
Bagley	Northwest Minnesota Regional HHW Facility	324 Park Ave NW	HHW Facility
COOK COUNTY (1)			
Grand Marais	Bucks Hardware Hank	18 First Ave W	Retail
COTTONWOOD COUNTY (1)			
Windom	Cottonwood County HHW Facility	43979 CR 22	HHW Facility
CROW WING COUNTY (6)			
Baxter	Hirshfields	7447 Clearwater Rd	Retail
Baxter	Sherwin-Williams	14451 Edgewood Dr N	Retail
Brainerd	Crow Wing County HHW Facility	15728 MN Highway 210	HHW Facility
Crosslake	Crosslake Ace Hardware	35992 Pioneer Dr	Retail



PAINTCARE SITES

FY2018 PAINTCARE SITES IN MINNESOTA - PAGE 3 OF 21

City/Town	Site Name	Address	Type
Emily	Emily Ace Hardware	39959 MN Highway 6	Retail
Nisswa	Carlson Hardware of Nisswa	25673 Main St	Retail

DAKOTA COUNTY (18)

Apple Valley	Ace Hardware & Paint	14760 Pennock Ave	Retail
Apple Valley	Hirshfields	15265 Galaxie Ave	Retail
Apple Valley	Sherwin-Williams	15415 Cedar Ave S	Retail
Burnsville	PPG Paints	1192 E Cliff Rd	Retail
Burnsville	Sherwin-Williams	2000 County Rd 42 W	Retail
Eagan	Pellicci Ace Hardware	1565 Cliff Rd	Retail
Eagan	Sherwin-Williams	1295 Town Centre Dr	Retail
Eagan	Sherwin-Williams	2020 Cliff Rd	Retail
Eagan	The Recycling Zone/Dakota County	3365 Dodd Rd	HHW Facility
Farmington	Pellicci Ace Hardware	3560 213th St W	Retail
Hastings	Sherwin-Williams	1355 S Frontage Rd	Retail
Inver Grove Heights	Ace Hardware & Paint	3098 65th St E	Retail
Lakeville	Ace Hardware & Paint	20810 Holyoke Ave	Retail
Lakeville	Ace Hardware & Paint	17729 Juniper Path	Retail
Lakeville	Hirshfields	16975 Kenyan Ave	Retail
Lakeville	Sherwin-Williams	16466 Kenrick Ave	Retail
West St Paul	Hirshfields	2024 S Robert St	Retail
West St Paul	Sherwin-Williams	1913 Robert St S	Retail

DODGE COUNTY (1)

Kasson.	Dodge County Transfer Station & Recycling	62236 240th Ave	HHW Facility
---------	-------------------------------------------	-----------------	--------------

DOUGLAS COUNTY (3)

Alexandria	Hirshfields	1010 N Nokomis St NE	Retail
Alexandria	Pope/Douglas Recycling Ctr	2115 S Jefferson St	HHW Facility
Alexandria	Sherwin-Williams	1402 Broadway St	Retail

FARIBAULT COUNTY (1)

Blue Earth	Armon Decorating Supply	101 N Main St	Retail
------------	-------------------------	---------------	--------

FREEBORN COUNTY (1)

Albert Lea	Sherwin-Williams	2328 Hendrickson Rd	Retail
------------	------------------	---------------------	--------

GOODHUE COUNTY (5)

Cannon Falls	D & G Ace Hardware	31262 64th Ave Path	Retail
Red Wing	Goodhue County Recycling Ctr	3745 Hwy 61	HHW Facility



PAINTCARE SITES

FY2018 PAINTCARE SITES IN MINNESOTA - PAGE 4 OF 21

City/Town	Site Name	Address	Type
Red Wing	Red Wing Ace Hardware	1264 Old W Main St	Retail
Red Wing	Sherwin-Williams	912 Main St	Retail
Zumbrota	Pellicci Ace Hardware	90 E Third St	Retail

HENNEPIN COUNTY (38)

Bloomington	S Hennepin Recycling/Problem Waste Drop-Off	1400 W 96th St	HHW Facility
Bloomington	Sherwin-Williams	9509 Lyndale Ave S	Retail
Bloomington	Simon Ace Hardware & Paint	108 W 98th St	Retail
Brooklyn Park	Cherokee Hardware	6278 Boone Ave N	Retail
Brooklyn Park	Hennepin County Recycling Ctr & TS	8100 Jefferson Hwy	HHW Facility
Brooklyn Park	Sherwin-Williams	7115 Northland Ter	Retail
Champlin	Gradys Ace Hardware	12325 Champlin Dr	Retail
Eden Prairie	Hirshfields	12991 Valley View Rd	Retail
Eden Prairie	Sherwin-Williams	8240 Commonwealth Dr	Retail
Edina	Hirshfields	3441 Hazelton Rd	Retail
Edina	PPG Paints	7557 Washington Ave S	Retail
Excelsior	Excelsior Paint & Design	701 MN Highway 7	Retail
Excelsior	Shorewood True Value	23540 MN Highway 7	Retail
Hopkins	Hance Hardware	903 Hopkins Ctr	Retail
Hopkins	Hirshfields	452 11th Ave S	Retail
Long Lake	Sherwin-Williams	2435 W Wayzata Blvd	Retail
Maple Grove	Hirshfields	7880 Vinewood Ln N	Retail
Maple Grove	Sherwin-Williams	13599 Grove Dr	Retail
Maple Plain	UFC Farm Supply	5135 Oak St	Retail
Minneapolis	Diamond Lake Ace Hardware	5425 Nicollet Ave	Retail
Minneapolis	Diamond Vogel	2100 N Second St	Retail
Minneapolis	Guse Hardware	4602 Bryant Ave S	Retail
Minneapolis	Habitat for Humanity ReStore	2700 Minnehaha Ave S	Reuse Store
Minneapolis	Hirshfields	725 Second Ave N	Retail
Minneapolis	Hirshfields	2741 Hennepin Ave S	Retail
Minneapolis	Settergren Ace Hardware	5405 Penn Ave S	Retail
Minneapolis	Settergrens of Linden Hills	2813 W 43rd St	Retail
Minneapolis	Sherwin-Williams	505 W Lake St	Retail
Minnetonka	Sherwin-Williams	5425 Opportunity Ct	Retail
Minnetonka	Sherwin-Williams	4901 County Rd 101	Retail
Plymouth	Hirshfields	1975 Annapolis Ln N	Retail
Plymouth	PPG Paints	5400 Nathan Ln	Retail



PAINTCARE SITES

FY2018 PAINTCARE SITES IN MINNESOTA - PAGE 5 OF 21

City/Town	Site Name	Address	Type
Plymouth	Sherwin-Williams	10100 Sixth Ave N	Retail
Richfield	Sherwin-Williams	84 W 78th St	Retail
Richfield	Sherwin-Williams	6445 Penn Ave S	Retail
Rockford	Gradys Ace Hardware	7945 MN Highway 55	Retail
Rogers	Rogers Hardware	21351 John Milless Dr	Retail
Wayzata	Navarre True Value Hardware	3400 Shoreline Dr	Retail

HOUSTON COUNTY (1)

La Crescent	Heths Hardware Hank	32 S Walnut St	Retail
-------------	---------------------	----------------	--------

ITASCA COUNTY (4)

Deer River	Jurvelin Hardware Hank	108 Main Ave E	Retail
Grand Rapids	Burggraafs Ace Hardware	1115 US 169	Retail
Grand Rapids	Itasca County Transfer Station	29959 E Bass Lake Rd	HHW Facility
Grand Rapids	Sherwin-Williams	300 SE 29th St	Retail

JACKSON COUNTY (1)

Jackson	BoeKett Building Supply	171 Industrial Pkwy	Retail
---------	-------------------------	---------------------	--------

KANDIYOHI COUNTY (4)

New London	Kandiyohi Solid Waste Sanitary Landfill	15650 US 71	HHW Facility
Willmar	Habitat for Humanity ReStore	2424 S First St	Reuse Store
Willmar	Kandiyohi County HHW Facility	1404 SW 22nd St	HHW Facility
Willmar	Sherwin-Williams	2807 S First St	Retail

LAKE OF THE WOODS COUNTY (1)

Williams	Lake of the Woods HHW Facility	1758 53 Rd St SW	HHW Facility
----------	--------------------------------	------------------	--------------

LINCOLN COUNTY (1)

Ivanhoe	Lincoln County HHW Facility	1962 270th St	HHW Facility
---------	-----------------------------	---------------	--------------

LYON COUNTY (2)

Marshall	Lyon County HHW Facility	504 Fairgrounds Rd	HHW Facility
Tracy	Tracy Ace Home Ctr	221 S Fourth St	Retail

MCLEOD COUNTY (1)

Hutchinson	McLeod County HHW Facility	1065 Fifth Av SE	HHW Facility
------------	----------------------------	------------------	--------------

MEEKER COUNTY (1)

Litchfield	Litchfield Building Ctr	124 E Commercial St	Retail
------------	-------------------------	---------------------	--------



PAINTCARE SITES

FY2018 PAINTCARE SITES IN MINNESOTA - PAGE 6 OF 21

City/Town	Site Name	Address	Type
MILLE LACS COUNTY (2)			
Milaca	Koch Hardware Hank	12500 MN Highway 23	Retail
Onamia	Agnew Hardware Hank	104 Wall St S	Retail
MORRISON COUNTY (3)			
Little Falls	Ace Hardware	1101 Second Ave NE	Retail
Little Falls	Little Falls Hardware Hank	211 Broadway E	Retail
Swanville	Nilsons Do It Best Hardware	207 Degraff Ave	Retail
MOWER COUNTY (3)			
Austin	D & G Ace Hardware	1417 First Ave SW	Retail
Austin	Mower County Recycling & HHW Facility	1111 Eight Ave NE	HHW Facility
Austin	Sherwin-Williams	1300 A 18th Ave NW	Retail
MURRAY COUNTY (1)			
Slayton	Murray County HHW Facility	1820 Erlandson Ave	HHW Facility
NICOLLET COUNTY (2)			
St Peter	Arrow Ace Hardware	201 S Minnesota Ave	Retail
St Peter	St Peter Do It Best Lumber	200 S Front St	Retail
NOBLES COUNTY (2)			
Adrian	Adrian Hardware	301 N Maine Ave	Retail
Worthington	Nobles County HHW Facility	960 Diagonal Rd	HHW Facility
OLMSTED COUNTY (8)			
Rochester	Arrow Ace Hardware	905 37th St NW	Retail
Rochester	Arrow Ace Hardware	1500 N Broadway Ave	Retail
Rochester	Arrow Ace Hardware	1201 S Broadway Ave	Retail
Rochester	Diamond Vogel	1614 US 52	Retail
Rochester	Hirshfields	815 Broadway Ave N	Retail
Rochester	Olmsted County HHW Facility	305 Silver Creek Rd NE	HHW Facility
Rochester	Sherwin-Williams	19 Seventh St NE	Retail
Rochester	Sherwin-Williams	1970 36th Ave NW	Retail
OTTER TAIL COUNTY (3)			
Battle Lake	Everts Do It Best Lumber	205 Lake Ave S	Retail
Fergus Falls	Otter Tail HHW Facility	1115 N Tower Rd	HHW Facility
Fergus Falls	Sherwin-Williams	2445 College Way	Retail



PAINTCARE SITES

FY2018 PAINTCARE SITES IN MINNESOTA - PAGE 7 OF 21

City/Town	Site Name	Address	Type
PENNINGTON COUNTY (1)			
Thief River Falls	Pennington County HHW Facility	1345 Barzen Ave S	HHW Facility
PINE COUNTY (1)			
Sandstone	Sandstone Ace Hardware	218 Main St	Retail
PIPESTONE COUNTY (1)			
Pipestone	Pipestone County Recycling & HHW Ctr	718 Fourth St NW	HHW Facility
POLK COUNTY (4)			
Crookston	Crookston Hardware Hank	1400 University Ave	Retail
Crookston	Polk County Transfer Station	320 Ingersoll Ave	HHW Facility
East Grand Forks	Hardware Hank	1017 Central Ave NW	Retail
Fosston	Polk County Recycling Ctr	223 N Omland Ave N	HHW Facility
RAMSEY COUNTY (18)			
Blaine	PPG Paints	2863 84th Ln NE	Retail
Little Canada	Sherwin-Williams	78 Minnesota Ave	Retail
Maplewood	Diamond Vogel	1845 E County Rd D	Retail
Maplewood	Hirshfields	1081 MN Highway 36	Retail
Maplewood	Sherwin-Williams	1898 Beam Ave	Retail
New Brighton	Beisswengers	1823 Old Hwy 8 NW	Retail
New Brighton	Habitat for Humanity ReStore	510 County Rd D W	Reuse Store
Roseville	Hirshfields	1655 W County Rd C	Retail
Roseville	Sherwin-Williams	1151 Larpenteur Ave W	Retail
Roseville	Sherwin-Williams	2722 Lincoln Dr	Retail
St Paul	Abbott Paint & Carpet	1808 Grand Ave	Retail
St Paul	Frattallones Ace Hardware	215 Eva St	Retail
St Paul	Hamernick Decorating Ctr	1381 N Rice St	Retail
St Paul	Hamline Hardware Hank	755 Snelling Ave N	Retail
St Paul	Ramsey County HHW Facility	5 Empire Dr	HHW Facility
St Paul	Sherwin-Williams	80 Snelling Ave S	Retail
St Paul	Sherwin-Williams	240 E Fillmore Ave	Retail
White Bear Lake	Abbott Paint & Carpet	2223 Fourth St	Retail
RED LAKE COUNTY (1)			
Red Lake Falls	Red Lake County HHW Facility	400 Sixth St NW	HHW Facility



PAINTCARE SITES

FY2018 PAINTCARE SITES IN MINNESOTA - PAGE 8 OF 21

City/Town	Site Name	Address	Type
REDWOOD COUNTY (1)			
Redwood Falls	Redwood County HHW Facility	921 Bridge St W	HHW Facility
RENVILLE COUNTY (2)			
Olivia	Dans Floor Covering & Paint	1302 W Lincoln Ave	Retail
Olivia	Renville County HHW Facility	32877 Cty Rd 4	HHW Facility
RICE COUNTY (5)			
Dundas	Rice County HHW Facility	3800 E 145th St	HHW Facility
Faribault	Donahue Ace Hardware	421 Second Ave NW	Retail
Faribault	Sherwin-Williams	204 Western Ave NW	Retail
Lonsdale	Generation Building Ctr	601 Central St	Retail
Northfield	Arrow Ace Hardware	670 Water St S	Retail
ROCK COUNTY (1)			
Luverne	Rock County Transfer Station PBR	1236 N River Rd	HHW Facility
ROSEAU COUNTY (1)			
Roseau	Titan Machinery Inc Ace Hardware	1114 Third St NW	Retail
SCOTT COUNTY (8)			
Jordan	Scott HHW Facility	588 Country Trail E	HHW Facility
New Prague	Ace Hardware & Paint	1300 First St NE	Retail
Prior Lake	Carlson Ace Hardware	16281 Main Ave SE	Retail
Prior Lake	Prior Lake Ace Hardware	16820 Duluth Ave SE	Retail
Savage	Hirshfields	3981 W 143rd St	Retail
Shakopee	Arrow Ace Hardware	485 Marschall Rd	Retail
Shakopee	Sherwin-Williams	497 Marschall Rd	Retail
Shakopee	Sherwin-Williams	8108 Old Carriage Ct N	Retail
SHERBURNE COUNTY (3)			
Elk River	Sherwin-Williams	19455 Evans St NW	Retail
Princeton	Marvs True Value	31620 125th St	Retail
Zimmerman	Johnsons Hardware Hank	12860 Fremont Ave	Retail
SIBLEY COUNTY (1)			
Arlington	Thomes Brothers	414 W Main St	Retail
ST LOUIS COUNTY (9)			
Aurora	Bradach Lumber Home & Hardware	216 W Third Ave N	Retail



PAINTCARE SITES

FY2018 PAINTCARE SITES IN MINNESOTA - PAGE 9 OF 21

City/Town	Site Name	Address	Type
Babbitt	Lossing Building CenCtrter	30 North Dr	Retail
Duluth	Andren Paint Company	5600 Grand Ave	Retail
Duluth	Diamond Vogel	1701 London Rd	Retail
Duluth	WLSSD HHW Facility	2626 Courtland St	HHW Facility
Hermantown	Sherwin-Williams	4767 Miller Trunk Hwy	Retail
Hibbing	Hibbing Transfer Station	3994 Landfill Rd	HHW Facility
Virginia	Sherwin-Williams	5486 Mountain Iron Dr	Retail
Virginia	St Louis County HHW Facility	5345 Regional Landfill Rd	HHW Facility

STEARNS COUNTY (8)

Albany	Albany Fleet Supply	1241 County Rd 10	Retail
Paynesville	M & M Do it Best Lumber	28584 MN Highway 55	Retail
Sartell	Sherwin-Williams	132 Twin Rivers Ct	Retail
St Cloud	Arrow Ace Hardware	2006 Veterans Dr	Retail
St Cloud	Diamond Vogel	3500 W Division St	Retail
Waite Park	Hirshfields	117 Third St NE	Retail
Waite Park	Sherwin-Williams	106 Division St	Retail
Waite Park	Stearns County HHW Facility	3601 Fifth St S	HHW Facility

STEELE COUNTY (2)

Owatonna	Arrow Ace Hardware	122 W Vine St	Retail
Owatonna	Sherwin-Williams	125 Oakdale St	Retail

STEVENS COUNTY (1)

Morris	Morris Lumber & Millwork	49110 MN Highway 28	Retail
--------	--------------------------	---------------------	--------

TODD COUNTY (1)

Staples	Staples Ace Hardware	210 Second Ave NE	Retail
---------	----------------------	-------------------	--------

TRAVERSE COUNTY (1)

Browns Valley	Browns Valley Hardware Hank	16 Third St N	Retail
---------------	-----------------------------	---------------	--------

WADENA COUNTY (3)

Staples	Staples True Value	205 Warner Rd NE	Retail
Wadena	Merickel Ace Hardware	630 Ash Ave NW	Retail
Wadena	Wadena County Transfer Station	10542 170th St	HHW Facility

WASECA COUNTY (1)

Waseca	Charlies Hardware Do It Center	121 Second St NW	Retail
--------	--------------------------------	------------------	--------



PAINTCARE SITES

FY2018 PAINTCARE SITES IN MINNESOTA - PAGE 10 OF 21

City/Town	Site Name	Address	Type
WASHINGTON COUNTY (8)			
Cottage Grove	Sherwin-Williams	7430 E Point Douglas Rd S	Retail
Forest Lake	Sherwin-Williams	608 W Broadway Ave	Retail
Oakdale	PPG Paints	7017 N Sixth St	Retail
Stillwater	Abbott Paint & Carpet	1672 S Greeley St	Retail
Stillwater	Sherwin-Williams	14450 60th St N	Retail
Woodbury	Hirshfields	8470 City Centre Dr	Retail
Woodbury	Sherwin-Williams	2170 Eagle Creek Ln	Retail
Woodbury	Washington County Environmental Ctr	4039 Cottage Grove Dr	HHW Facility
WATONWAN COUNTY (1)			
Madelia	Madelia Lumber Company	24 Center Ave N	Retail
WINONA COUNTY (3)			
St Charles	St Charles Ace Hardware	1313 Whitewater Ave	Retail
Winona	Sherwin-Williams	1457 W Service Dr	Retail
Winona	Winona County HHW Facility	225 W Second St	HHW Facility
WRIGHT COUNTY (8)			
Albertville	Ace of Albertville	6050 Labeaux Ave NE	Retail
Albertville	Sherwin-Williams	5585 La Centre Ave NE	Retail
Buffalo	Wright County Compost & Recycling Facility	505 Cty Rd 37 NE	HHW Facility
Delano	Delano True Value	1005 Crossings Dr	Retail
Monticello	Gradys Ace Hardware	212 W Third St	Retail
Monticello	Hirshfields	500 Pine St	Retail
Monticello	Sherwin-Williams	9230 MN Highway 25	Retail
St Michael	Hardware Hank	313 E Central Ave	Retail
YELLOW MEDICINE COUNTY (1)			
Clarkfield	Yellow Medicine County HHW Facility	613 County Rd 24	HHW Facility
Supplemental Sites		212 Sites	
AITKIN COUNTY (1)			
Aitkin	Aitkin County Recycling Ctr (Regional Event)	36091 400th Ave	HHW Event
ANOKA COUNTY (1)			
Anoka	Anoka County Fairgrounds (County Event)	3200 Saint Francis Blvd	HHW Event



PAINTCARE SITES

FY2018 PAINTCARE SITES IN MINNESOTA - PAGE 11 OF 21

City/Town	Site Name	Address	Type
BECKER COUNTY (2)			
Detroit Lakes	Becker County HHW Facility (Regional Event)	24455 County Rd 144	HHW Seasonal
Pelican Rapids	Cormorant Community Ctr (Regional Event)	10929 Co Hwy 5	HHW Event
BENTON COUNTY (1)			
Foley	Benton County Public Works (Regional Event)	7752 Hwy 25 NE	HHW Event
BIG STONE COUNTY (1)			
Ortonville	Big Stone County Hwy Dept (Regional Event)	437 Minnesota St N	HHW Event
BLUE EARTH COUNTY (2)			
Mankato	Arrow Ace Hardware (Closed Apr 2018)	201 N Victory Dr	Retail
Mankato	Blue Earth HHW Regional Collection Facility	651 Summit Ave	HHW Seasonal
BROWN COUNTY (4)			
New Ulm	Brown County Free Fair (Regional Event)	1201 N State St	HHW Event
New Ulm	County Hwy Dept (Regional Event)	57575 Fort Rd	HHW Event
Sleepy Eye	Brown County Rural Electric (Regional Event)	24386 MN Highway 4	HHW Event
Springfield	Brown County Hwy Dept (Regional Event)	511 S Burns Ave	HHW Event
CARLTON COUNTY (1)			
Carlton	Carlton County HHW Facility	1950 MN Highway 210	HHW Seasonal
CARVER COUNTY (3)			
Chaska	Arrow Ace Hardware (Closed Mar 2018)	802 Yellow Brick Rd	Retail
Norwood Young America	Norwood Young America Central High (County Event)	531 Morse St	HHW Event
Watertown	Watertown Township Shed (County Event)	3580 County Rd 10	HHW Event
CASS COUNTY (6)			
Nisswa	Lake Shore City Hall (Regional Event)	8583 Interlachen Rd	HHW Event
Outing	Outing Yarn Shop (Regional Event)	6441 County Rd 58 NE	HHW Event
Pillager	NWMNJP - Pillager (Regional Event)	11105 Co Rd 10	HHW Event
Remer	NWMN Remer/Trelipe (Regional Event)	3426 County Rd 7	HHW Event
Remer	Remer City Clerk (Regional Event)	106 Spruce St NW	HHW Event
Walker	Cass County Hwy Dept (Regional Event)	8045 County Rd 12 NW	HHW Event
CLAY COUNTY (2)			
Barnesville	Clay County Hwy Dept (Regional Event)	17849 Co Rd 52	HHW Event
Hawley	Hawley Public Works (Regional Event)	720 Front St	HHW Event



PAINTCARE SITES

FY2018 PAINTCARE SITES IN MINNESOTA - PAGE 12 OF 21

City/Town	Site Name	Address	Type
COOK COUNTY (1)			
Grand Marais	Cook County Recycling Ctr (Regional Event)	630 Fifth Ave W	HHW Event
COTTONWOOD COUNTY (2)			
Mountain Lake	Mountain Lake City Maintenance Shop (Regional Event)	1098 Second NW Ave	HHW Event
Windom	Cottonwood Co Recycling Building (Regional Event)	1380 Eighth Ave	HHW Event
CROW WING COUNTY (2)			
Merrifield	Mission Canister Site	29474 CR 3	HHW Seasonal
Pequot Lakes	Ideal Cannister Site	33503 W Island Lake Dr	HHW Seasonal
DAKOTA COUNTY (4)			
Burnsville	Burnsville Maintenance Facility (County Event)	13713 Frontier Ct	HHW Event
Farmington	Farmington Maintenance Facility (County Event)	19650 Municipal Dr	HHW Event
Hastings	Hastings Maintenance Facility (County Event)	1225 Progress Dr	HHW Event
Lakeville	Lakeville Central Maintenance Facility (County Event)	7570 179th St W	HHW Event
DOUGLAS COUNTY (4)			
Brandon	Douglas County Shop (Regional Event)	203 Second St E	HHW Event
Kensington	City Yard Waste Site (Regional Event)	No Address 45.778019 N 95.702773 W	HHW Event
Miltona	Miltona Community Ctr (Regional Event)	5590 County Rd 14	HHW Event
Osakis	City of Osakis (Regional Event)	803 Nokomis St E	HHW Event
FARIBAUT COUNTY (11)			
Blue Earth	Faribault County Fairgrounds (Regional Event)	235 Midway Rd	HHW Event
Blue Earth	Faribault County Public Works (Regional Event)	727 E Fifth St	HHW Event
Bricelyn	Bricelyn City Garage (Regional Event)	503 N Third St	HHW Event
Delavan	Delavan City Hall (Regional Event)	100 S Main St	HHW Event
Easton	Faribault County - Easton (Regional Event)	51 Main St	HHW Event
Elmore	Elmore City Fire Hall (Regional Event)	202 US 169	HHW Event
Frost	Frost City Hall (Regional Event)	110 Main St	HHW Event
Kiester	Farmers Co Op Elevator Lot (Regional Event)	110 S Main St	HHW Event
Minnesota Lake	Minnesota Lake City Garage (Regional Event)	229 Park St N	HHW Event
Wells	Faribault County Garage (Regional Event)	250 Fifth Ave NW	HHW Event
Winnebago	Faribault County - Winnebago (Regional Event)	303 Main St S	HHW Event



PAINTCARE SITES

FY2018 PAINTCARE SITES IN MINNESOTA - PAGE 13 OF 21

City/Town	Site Name	Address	Type
FILLMORE COUNTY (1)			
Chatfield	Chatfield Public Library (Regional Event)	314 Main St	HHW Event
FREEBORN COUNTY (11)			
Albert Lea	Albert Lea Transfer Station (Regional Event)	2506 Richway Dr	HHW Event
Alden	US Post Office (Regional Event)	102 Main St E	HHW Event
Clarks Grove	Clarks Grove City Hall (Regional Event)	101 Independence Ave N	HHW Event
Emmons	Emmons City Clerks Office (Regional Event)	219 Main St	HHW Event
Freeborn	Freeborn City & Township Building (Regional Event)	310 Park St	HHW Event
Geneva	City of Geneva (Regional Event)	405 W Main St	HHW Event
Glenville	Glenville Fire Dept (Regional Event)	221 W Main St	HHW Event
Hartland	City of Hartland (Regional Event)	502 Morin St	HHW Event
Hayward	City of Hayward (Regional Event)	201 Main St	HHW Event
Hollandale	City of Hollandale (Regional Event)	110 Park Ave	HHW Event
Twin Lakes	Twin Lakes City Hall (Regional Event)	101 Main St W	HHW Event
GOODHUE COUNTY (6)			
Cannon Falls	Lake Byllesby Park (Regional Event)	5000 MN Highway 19	HHW Event
Goodhue	Goodhue Community Ctr (Regional Event)	105 N Broadway	HHW Event
Kenyon	Lincoln County Hwy Shop (Regional Event)	400 First St	HHW Event
Pine Island	Pine Island School District (Regional Event)	223 First Ave SE	HHW Event
Wanamingo	Cenex Parking Lot (Regional Event)	900 Third Ave	HHW Event
Zumbrota	Goodhue County Fairgrounds (Regional Event)	1158 Island Blvd	HHW Event
GRANT COUNTY (1)			
Elbow Lake	Grant County Recycling Ctr (Regional Event)	310 Third St SE	HHW Event
HENNEPIN COUNTY (9)			
Minneapolis	Anthony Middle School (County Event)	5757 Irving Ave S	HHW Event
Minneapolis	Jenny Lind School (County Event)	5025 Bryant Ave N	HHW Event
Minneapolis	Pillsbury Elementary (County Event)	2250 NE Garfield St	HHW Event
Minneapolis	South High (County Event)	3131 19th Ave South	HHW Event
Minnetonka	City of Minnetonka Public Works (County Event)	11522 Minnetonka Blvd	HHW Event
Osseo	Osseo Savitt Paint	212 Central Ave	Retail
Plymouth	Luminaire Environmental	14930 28th Ave N	Environmental Services
Shorewood	City of Shorewood (County Event)	24200 Smithtown Rd	HHW Event
St Louis Park	St Louis Park Middle School (County Event)	2025 Texas Ave S	HHW Event



PAINTCARE SITES

FY2018 PAINTCARE SITES IN MINNESOTA - PAGE 14 OF 21

City/Town	Site Name	Address	Type
HOUSTON COUNTY (3)			
Houston	Houston County Recycling Ctr (Regional Event)	5154 CR 9	HHW Event
La Crescent	Houston County Recycling Ctr (Regional Event)	160 S Third St	HHW Event
Spring Grove	Houston County Offices (Regional Event)	631 E Main St	HHW Event
HUBBARD COUNTY (2)			
Laporte	Hubbard Co Northern Transfer Demo (Regional Event)	41304 US Hwy 71	HHW Seasonal
Park Rapids	Hubbard Co So Transfer & Demo Landfill (Regional Event)	812 Henrietta Ave	HHW Seasonal
JACKSON COUNTY (2)			
Jackson	Jackson Building Ctr (Closed Aug 2017)	171 Industrial Park	Retail
Jackson	Jackson County HHW Facility	53053 780th St	HHW Seasonal
KANABEC COUNTY (1)			
Mora	East Central Solid Waste (Regional Event)	1756 180th Ave	HHW Event
KITTSOON COUNTY (5)			
Hallock	Kittson Central High (Regional Event)	444 N Ash Ave	HHW Event
Karlstad	Tri-County Public School of Karlstad (Regional Event)	303 Pembina Trail	HHW Event
Kennedy	Kennedy School (Regional Event)	118 School House Rd	HHW Event
Lake Bronson	Cenex (Regional Event)	215 State St	HHW Event
Lancaster	NWMNJP - Lancaster (Regional Event)	110 Second St	HHW Event
KOOCHICHING COUNTY (1)			
International Falls	Koochiching County Transfer Station (Regional Event)	4100 Hwy 11 W	HHW Event
LAC QUI PARLE COUNTY (3)			
Dawson	Lac Qui Parle County Hwy (Regional Event)	1792 295th Ave	HHW Event
Madison		316 W 4th St	HHW Event
Madison	Lac Qui Parle Co Hwy Garage (Regional Event)	308 Sixth Ave S	HHW Event
LAKE COUNTY (1)			
Two Harbors	Lake County Recycling Ctr	525 Recycle Center Dr	HHW Seasonal
LINCOLN COUNTY (3)			
Hendricks	Lincoln Co Hwy Shop (Regional Event)	304 E Railroad St	HHW Event



PAINTCARE SITES

FY2018 PAINTCARE SITES IN MINNESOTA - PAGE 15 OF 21

City/Town	Site Name	Address	Type
Lake Benton	Lincoln County Hwy Shop(Regional Event)	309 Center St N (Hwy 22)	HHW Event
Tyler	Lincoln County Hwy Shop (Regional Event)	207 Oak St	HHW Event

MAHNOMEN COUNTY (1)

Mahnomen	Mahnomen County Hwy Dept (Regional Event)	1440 MN Highway 200	HHW Event
----------	-------------------------------------------	---------------------	-----------

MARSHALL COUNTY (9)

Alvarado	US Post Office (Regional Event)	200 Marshall St	HHW Event
Argyle	US Post Office (Regional Event)	108 W Third St	HHW Event
Grygla	Farmers Union Oil Company (Regional Event)	106 MN Highway 89	HHW Event
Middle River	Youngs General Store (Regional Event)	155 Hill Ave	HHW Event
Newfolden	Newfolden City Office (Regional Event)	145 E First St	HHW Event
Oslo	US Post Office (Regional Event)	312 Main St	HHW Event
Stephen	Stephen-Argyle Central High (Regional Event)	500 School Ave	HHW Event
Warren	Marshall County Demolition Landfill	27641 US 75	HHW Seasonal
Warren	US Post Office (Regional Event)	520 N Minnesota St	HHW Event

MARTIN COUNTY (2)

Fairmont	Martin County Hwy Dept (Regional Event)	1200 Marcus St	HHW Event
Truman	Prairieland Solid Waste Facility	801 E Fifth St N	HHW Seasonal

MCLEOD COUNTY (8)

Brownton	County Hwy Dept (Regional Event)	208 First Ave	HHW Event
Glencoe	McLeod County North Complex (Regional Event)	2385 Hennepin Ave	HHW Event
Lester Prairie	McLeod County Hwy Dept (Regional Event)	18454 County Rd 9	HHW Event
Plato	Baseball Field Parking Lot (Regional Event)	2944 N 110th St	HHW Event
Silver Lake	McLeod FY18 [Unknown Event Site]	19955 Falcon Ave	HHW Event
Silver Lake	Silver Lake Fire Hall (Regional Event)	325 Main St East	HHW Event
Stewart	Sterns Region FY18 [Regional Event Site]	7424 CR 7	HHW Event
Winsted	Fire Dept (Regional Event)	431 Sixth St South	HHW Event

MEEKER COUNTY (2)

Eden Valley	Eden Valley Public Works (Regional Event)	300 Smith St	HHW Event
Litchfield		1230 N Armstrong Ave	HHW Event

MILLE LACS COUNTY (2)

Milaca	Mille Lacs County Public Works (Regional Event)	525 Second St SE	HHW Event
Wahkon	Mille Lacs County Public Works (Regional Event)	6813 MN Highway 27	HHW Event



PAINTCARE SITES

FY2018 PAINTCARE SITES IN MINNESOTA - PAGE 16 OF 21

City/Town	Site Name	Address	Type
MORRISON COUNTY (1)			
Little Falls	Morrison County HHW Facility	17508 Iris Rd	HHW Seasonal
MOWER COUNTY (2)			
Dexter	Dexter Village Office (Regional Event)	107 S Main St	HHW Event
Lyle	Lyle Fire Dept (Regional Event)	111 Grove St	HHW Event
NICOLLET COUNTY (1)			
St Peter	Wastewater Treatment Facility (Regional Event)	400 W Saint Julien St	HHW Event
OLMSTED COUNTY (4)			
Byron	Byron Fire Dept (Regional Event)	707 Frontage Rd NW	HHW Event
Eyota	Dover Eyota High (Regional Event)	615 South Ave SE	HHW Event
Oronoco	Oronoco Community v (Regional Event)	115 Second St NW	HHW Event
Stewartville	St Johns Church (Regional Event)	111 Second Ave NE	HHW Event
OTTER TAIL COUNTY (11)			
Battle Lake	Otter Tail County HighHwyway Garage (Regional Event)	601 W Holdt St	HHW Event
Bluffton	Joanie's Beauty Salon (Regional Event)	202 Center St	HHW Event
Deer Creek	Deer Creek Fire Dept (Regional Event)	106 Main Ave E	HHW Event
Henning	Otter Tail County Hwy Garage (Regional Event)	102 Douglas Ave	HHW Event
New York Mills	New York Mills Public Works (Regional Event)	102 N Boardman Ave	HHW Event
Ottertail	Otter Tail City Fire Dept (Regional Event)	93 Lake Ave S	HHW Event
Parkers Prairie	Parkers Prairie Transfer Station (Regional Event)	56320 E County Hwy 46	HHW Event
Pelican Rapids	Pelican Rapids City Garage (Regional Event)	1008 County Hwy 9	HHW Event
Perham	Perham City Shop (Regional Event)	802 Sixth St NE	HHW Event
Rothsay	Rothsay City Hall (Regional Event)	108 Second St NW	HHW Event
Vergas	Vergas 66 Station (Regional Event)	121 W Linden St	HHW Event
PINE COUNTY (1)			
Pine City	Pine County HHW Facility	405 Airport Rd NE	HHW Seasonal
POLK COUNTY (3)			
East Grand Forks	East Grand Forks Public Works (Regional Event)	1001 Second St NE	HHW Event
Fertile	Polk County Fair Office (Regional Event)	200 Polk Ave SE	HHW Event
Mentor	Maple Lake Pavillion (Regional Event)	34591 165th Ave SE	HHW Event



PAINTCARE SITES

FY2018 PAINTCARE SITES IN MINNESOTA - PAGE 17 OF 21

City/Town	Site Name	Address	Type
POPE COUNTY (2)			
Glenwood	Glenwood Landfill (Regional Event)	19776 200th St	HHW Event
Starbuck	Starbuck City Offices (Regional Event)	307 E Fifth St	HHW Event
RAMSEY COUNTY (8)			
Arden Hills	Ramsey County Used Oil Shed (County Event)	1352 Ben Franklin Dr	HHW Event
Falcon Heights	Minnesota State Fair (County Event)	1616 Como Ave	HHW Event
Maplewood	Ramsey County Care Ctr (County Event)	1850 White Bear Ave N	HHW Event
New Brighton	City of New Brighton (County Event)	700 Fifth St NW	HHW Event
Roseville	Tamarack Park (County Event)	1725 Kent St	HHW Event
St Paul	Our Lady of Guadalupe Church (County Event)	401 Concord St	HHW Event
St Paul	Pleasant Ice Arena (County Event)	848 Pleasant Ave	HHW Event
White Bear Lake	Otter Lake Elementary (County Event)	1401 County Rd H2	HHW Event
REDWOOD COUNTY (1)			
Wabasso	Wabasso Bldg Center Do It Best (Closed Aug 2017)	173 MN Highway 68	Retail
ROSEAU COUNTY (3)			
Badger	Cenex (Regional Event)	209 N Main St	HHW Event
Roseau	Roseau County Government Ctr (Regional Event)	606 Fifth St SW	HHW Event
Warroad	Municipal Light & Power (Regional Event)	108 Alma Ave SE	HHW Event
ROUSEAU COUNTY (1)			
Greenbush	Roseau County Coop (Regional Event)	314 First St	HHW Event
SHERBURNE COUNTY (8)			
Becker	Becker Public Works (Regional Event)	12002 Morris St	HHW Event
Big Lake	KJs Refuge Bar & Grille (Regional Event)	26211 184th St	HHW Event
Clear Lake	Clear Lake City Hall (Regional Event)	7684 First Ave W	HHW Event
Elk River	Sherburne County Agricultural (Regional Event)	13372 Orono Rd NW	HHW Event
Elk River	Sherburne County Fairgrounds (Regional Event)	13372 Business Center Dr NW	HHW Event
Princeton	Baldwin Township Hall (Regional Event)	30239 128th St NW	HHW Event
Princeton	Santiago Township Hall (Regional Event)	16943 20th St	HHW Event
Zimmerman	Sherburne County Public Works (Regional Event)	12950 Seventh Ave S	HHW Event



PAINTCARE SITES

FY2018 PAINTCARE SITES IN MINNESOTA - PAGE 18 OF 21

City/Town	Site Name	Address	Type
SIBLEY COUNTY (1)			
Arlington	Sibley County Hwy Shop (Regional Event)	518 Freedom Dr	HHW Event
ST LOUIS COUNTY (14)			
Aurora	Hudson Transfer Station Aurora (Regional Event)	5910 Hwy 135 N	HHW Event
Brookston	Brookston Transfer Station (Regional Event)	8609 Hwy 2	HHW Event
Chisholm	Balkan Canister Site (Regional Event)	11489 Vlasich Rd	HHW Event
Cook	Cook Transfer Station (Regional Event)	2134 S Beatty Rd	HHW Event
Cotton	Cotton Canister Site (Regional Event)	8476 Hwy 53	HHW Event
Duluth	Fredenburg Community Ctr (Regional Event)	5104 Fish Lake Rd	HHW Event
Ely	Ely Joint Public Works Facility (Regional Event)	2210 E Sheridan St	HHW Event
Ely	Northwoods Transfer Station (Regional Event)	9384 Hwy 24 N	HHW Event
Floodwood	Floodwood Services & Training (Regional Event)	601 Ash St	HHW Event
Iron Junction	Lavell Solid Waste Transfer Facility (Regional Event)	3175 Hwy 25	HHW Event
Meadowlands	Meadowlands Canister Site (Regional Event)	7722 Pine Rd	HHW Event
Side Lake	French Canister Site (Regional Event)	7150 Green Rock Rd	HHW Event
Soudan	Soudan Canister Site (Regional Event)	5160 MN Highway 169	HHW Event
Tower	County 77 Canister Site (Regional Event)	2038 County Rd 77	HHW Event
STEARNS COUNTY (10)			
Belgrade	Stearns Co HHW Event - Belgrade (Regional Event)	310 Walker Ave	HHW Event
Brooten	Belgrade-Brooten-Elrosa Elementary (Regional Event)	250 Second Ave	HHW Event
Greenwald	Recreation Ctr (Regional Event)	121 Fourth St North	HHW Event
Holdingford	Holdingford Schools (Regional Event)	900 Fifth St (SW lot)	HHW Event
Kimball	A M Maus & Sons (Regional Event)	21 Maus Dr	HHW Event
Melrose	Melrose Fire Dept (Regional Event)	405 Second Ave SE,	HHW Event
Paynesville	Paynesville High (Regional Event)	795 Old Hwy 23	HHW Event
Richmond	River Lakes Civic Arena (Regional Event)	319 Central Ave S	HHW Event
Sauk Centre	Sauk Centre Ice Arena (Regional Event)	818 Centre St	HHW Event
St Stephen	St Stephen City Hall (Regional Event)	2 Sixth Ave SE	HHW Event
STEELE COUNTY (1)			
Blooming Prairie Township	Steele County HHW Facility	9420 SE 64th Ave	HHW Seasonal



PAINTCARE SITES

FY2018 PAINTCARE SITES IN MINNESOTA - PAGE 19 OF 21

City/Town	Site Name	Address	Type
STEVENS COUNTY (2)			
Hancock	Hancock City Garage (Regional Event)	363 Sixth St	HHW Event
Morris	Stevens County Hwy Dept (Regional Event)	1762 MN Highway 9	HHW Event
TODD COUNTY (1)			
Browerville	Todd HHW Facility	30433 US 71	HHW Seasonal
TRAVERSE COUNTY (1)			
Wheaton	University of Minnesota Ext (Regional Event)	702 Second Ave N	HHW Event
WABASHA COUNTY (3)			
Lake City	Lake City Hwy Shop (Regional Event)	200 N Eighth St	HHW Event
Plainview	Plainview Hwy Shop (Regional Event)	1811 County Rd 27	HHW Event
Wabasha	Wabasha Hwy Shop (Regional Event)	821 Hiawatha Dr W	HHW Event
WADENA COUNTY (4)			
Menahga	City of Menahga (Regional Event)	115 Second St NE	HHW Event
Nimrod	Wadena County Garage (Regional Event)	23170 Acorn St	HHW Event
Sebeka	Wadena County Garage (Regional Event)	12612 Hyrkas St	HHW Event
Wadena	Wadena County Hwy Dept (Regional Event)	229 Harry Rich Dr	HHW Event
WASECA COUNTY (1)			
Waseca	Waseca County HHW Facility	31080 MN Highway 13	HHW Seasonal
WASHINGTON COUNTY (3)			
Forest Lake	Forest Lake Transit Ctr (County Event)	19955 Forest Rd N	HHW Event
Hugo	Hugo Public Works Building (County Event)	6900 137th St N	HHW Event
Mahtomedi	Mahtomedi District Education Center (County Event)	1520 Mahtomedi Ave	HHW Event
WATONWAN COUNTY (2)			
St James	Overson Lumber Co (Closed Aug 2017)	500 Armstrong Blvd N	Retail
St James	Watonwan County Public Works (Regional Event)	1304 Seventh Ave S	HHW Event
WILKIN COUNTY (1)			
Breckenridge	Wilkin County Recycling (Regional Event)	505 Eighth St S	HHW Event
WRIGHT COUNTY (1)			
Albertville	DJs Total Home Care Ctr (Closed Apr 2018)	6060 Labeaux Ave NE	Retail



PAINTCARE SITES

FY2018 PAINTCARE SITES IN MINNESOTA - PAGE 20 OF 21

City/Town	Site Name	Address	Type
Large Volume Pick-Up Sites		46 Sites	
ANOKA COUNTY (1)			
Coons Rapid	[Painting Contractor]		LVP
CARVER COUNTY (2)			
Chaska	[Painting Contractor]		LVP
Young America	[Painting Contractor]		LVP
CHISAGO COUNTY (1)			
Rush City	[Painting Contractor]		LVP
CLAY COUNTY (1)			
Glyndon	[Painting Contractor]		LVP
COOK COUNTY (1)			
Lutsen	[Property Manager/Owner]		LVP
CROW WING COUNTY (1)			
Crosslake	[Construction]		LVP
DAKOTA COUNTY (1)			
Burnsville	[Property Manager/Owner]		LVP
HENNEPIN COUNTY (23)			
Bloomington	[Construction]		LVP
Bloomington	[Property Manager/Owner]		LVP
Bloomington	[Property Manager/Owner]		LVP
Eden Prairie	[Painting Contractor]		LVP
Hopkins	[Property Manager/Owner]		LVP
Maple Grove	[Solid Waste Facility]		LVP
Minneapolis	[Art Center]		LVP
Minneapolis	[Construction]		LVP
Minneapolis	[Construction]		LVP
Minneapolis	[Painting Contractor]		LVP
Minneapolis	[Painting Contractor]		LVP
Minneapolis	[Painting Contractor] RLVP as of Feb 2018		RLVP
Minneapolis	[Painting Contractor] RLVP as of Feb 2018		RLVP
Minneapolis	[Painting Contractor] RLVP as of Jul 2017		RLVP
Minneapolis	[Property Manager/Owner]		LVP



PAINTCARE SITES

FY2018 PAINTCARE SITES IN MINNESOTA - PAGE 21 OF 21

City/Town	Site Name	Address	Type
Minneapolis	[Property Manager/Owner]		LVP
Minneapolis	[Property Manager/Owner]		LVP
Minneapolis	[Property Manager/Owner]		LVP
Minneapolis	[Property Manager/Owner]		LVP
Minneapolis	[Retail]		LVP
Plymouth	[Laboratory]		LVP
Plymouth	[Painting Contractor]		LVP
Richfield	[Property Manager/Owner]		LVP
ISANTI COUNTY (1)			
Isanti	[Painting Contractor]		LVP
LYON COUNTY (1)			
Marshall	[Retail]		LVP
NOBLES COUNTY (1)			
Ellsworth	[Painting Contractor]		LVP
RAMSEY COUNTY (7)			
St Paul	[Church]		LVP
St Paul	[Painting Contractor]		LVP
St Paul	[Property Manager/Owner]		LVP
St Paul	[School District]		LVP
St Paul	[University]		LVP
St. Paul	[Property Manager/Owner]		LVP
White Bear Lake	Abbott Paint & Carpet		LVP
SCOTT COUNTY (1)			
Prior Lake	[Painting Contractor]		LVP
SHERBURNE COUNTY (1)			
Elk River	[Painting Contractor]		LVP
ST LOUIS COUNTY (1)			
Duluth	[Property Manager/Owner]		LVP
WRIGHT COUNTY (2)			
Hanover	[Construction]		LVP
St Michael	[Painting Contractor]		LVP

Appendix Section B

PaintCare Inc.

Financial Statements
and Independent Auditors' Report

June 30, 2018 and 2017

PaintCare Inc.

Financial Statements
June 30, 2018 and 2017

Contents

Independent Auditors' Report.....	1-2
<i>Financial Statements</i>	
Statements of Financial Position.....	3
Statements of Activities	4
Statements of Cash Flows	5
Notes to Financial Statements.....	6-13
<i>Supplementary Information</i>	
Schedule of Activities, Organized by Program.....	14-15

INDEPENDENT AUDITORS' REPORT

To the Board of Directors of
PaintCare Inc.

We have audited the accompanying financial statements of PaintCare Inc. ("PaintCare"), which comprise the statements of financial position as of June 30, 2018 and 2017, the related statements of activities and cash flows for the years then ended, and the related notes to the financial statements.

Management's Responsibility for the Financial Statements

Management is responsible for the preparation and fair presentation of these financial statements in accordance with accounting principles generally accepted in the United States of America; this includes the design, implementation, and maintenance of internal control relevant to the preparation and fair presentation of financial statements that are free from material misstatement, whether due to fraud or error.

Auditor's Responsibility

Our responsibility is to express an opinion on these financial statements based on our audits. We conducted our audits in accordance with auditing standards generally accepted in the United States of America. Those standards require that we plan and perform an audit to obtain reasonable assurance about whether the financial statements are free from material misstatement.

An audit involves performing procedures to obtain audit evidence about the amounts and disclosures in the financial statements. The procedures selected depend on the auditor's judgment, including the assessment of the risks of material misstatement of the financial statements, whether due to fraud or error. In making those risk assessments, the auditor considers internal control relevant to the entity's preparation and fair presentation of the financial statements in order to design audit procedures that are appropriate in the circumstances, but not for the purpose of expressing an opinion on the effectiveness of the entity's internal control. Accordingly, we express no such opinion. An audit also includes evaluating the appropriateness of accounting policies used and the reasonableness of significant accounting estimates made by management, as well as evaluating the overall presentation of the financial statements.

We believe that the audit evidence we have obtained is sufficient and appropriate to provide a basis for our audit opinion.

Opinion

In our opinion, the financial statements referred to above present fairly, in all material respects, the financial position of PaintCare as of June 30, 2018 and 2017, and the changes in its net assets and its cash flows for the years then ended in accordance with accounting principles generally accepted in the United States of America.

Other Matter

Our audits were conducted for the purpose of forming an opinion on the financial statements as a whole. The supplementary information included on pages 14-15 is presented for purposes of additional analysis and is not a required part of the financial statements. Such information is the responsibility of management and was derived from and relates directly to the underlying accounting and other records used to prepare the financial statements. The information has been subjected to the auditing procedures applied in the audit of the financial statements and certain additional procedures, including comparing and reconciling such information directly to the underlying accounting and other records used to prepare the financial statements or to the financial statements themselves, and other additional procedures in accordance with auditing standards generally accepted in the United States of America. In our opinion, the information is fairly stated in all material respects in relation to the financial statements as a whole.

Handwritten signature of Rogers & Company LLC in black ink.

Vienna, Virginia
September 20, 2018

PaintCare Inc.

Statements of Financial Position
June 30, 2018 and 2017

	2018	2017
Assets		
Current assets:		
Cash	\$ 9,136,849	\$ 9,838,281
Accounts receivable, net	7,215,463	7,085,090
Investments	45,209,880	38,769,008
Prepaid expenses	216,383	292,908
Total current assets	61,778,575	55,985,287
Property and equipment, net	172,736	252,362
Total assets	<u>\$ 61,951,311</u>	<u>\$ 56,237,649</u>
Liabilities and Net Assets		
Liabilities		
Current liabilities:		
Accounts payable and accrued expenses	\$ 8,435,083	\$ 7,607,589
Due to affiliate	761,712	716,410
Total liabilities	<u>9,196,795</u>	<u>8,323,999</u>
Net Assets		
Unrestricted	<u>52,754,516</u>	<u>47,913,650</u>
Total net assets	<u>52,754,516</u>	<u>47,913,650</u>
Total liabilities and net assets	<u>\$ 61,951,311</u>	<u>\$ 56,237,649</u>

PaintCare Inc.

Statements of Activities
For the Years Ended June 30, 2018 and 2017

	2018	2017
Operating Revenue and Support		
Paint recovery fees	\$ 60,694,911	\$ 59,300,725
Other income	99,424	184,944
Total operating revenue and support	<u>60,794,335</u>	<u>59,485,669</u>
Expenses		
Program and delivery services:		
Oregon	5,060,746	4,722,572
California	31,979,769	29,860,700
Connecticut	3,014,201	2,866,592
Rhode Island	699,650	684,354
Minnesota	4,929,453	5,031,911
Vermont	743,554	702,993
Maine	1,110,093	1,072,543
Colorado	5,299,726	5,107,754
District of Columbia	342,957	238,308
Total program and delivery services	<u>53,180,149</u>	<u>50,287,727</u>
General and administrative	<u>4,352,374</u>	<u>4,071,368</u>
Total expenses	<u>57,532,523</u>	<u>54,359,095</u>
Change in Net Assets from Operations	3,261,812	5,126,574
Non-Operating Activities		
Interest and dividend income	945,029	695,508
Loss on disposal of property and equipment	-	(46,549)
Net realized and unrealized gain on investments	634,025	1,128,128
Total non-operating activities	<u>1,579,054</u>	<u>1,777,087</u>
Change in Net Assets	4,840,866	6,903,661
Net Assets, beginning of year	<u>47,913,650</u>	<u>41,009,989</u>
Net Assets, end of year	<u><u>\$ 52,754,516</u></u>	<u><u>\$ 47,913,650</u></u>

See accompanying notes.

PaintCare Inc.

Statements of Cash Flows
For the Years Ended June 30, 2018 and 2017

	2018	2017
Cash Flows from Operating Activities		
Change in net assets	\$ 4,840,866	\$ 6,903,661
Adjustments to reconcile change in net assets to net cash provided by operating activities:		
Depreciation and amortization	79,626	99,334
Loss on disposal of property and equipment	-	46,549
Net realized and unrealized gain on investments	(634,025)	(1,128,128)
Change in allowance for doubtful accounts receivable	17,055	12,726
Change in operating assets and liabilities:		
(Increase) decrease in:		
Accounts receivable	(147,428)	446,566
Prepaid expenses	76,525	(28,488)
Increase in:		
Accounts payable and accrued expenses	827,494	120,050
Due to affiliate	45,302	23,356
Net cash provided by operating activities	<u>5,105,415</u>	<u>6,495,626</u>
Cash Flows from Investing Activities		
Purchases of investments	(5,945,029)	(13,405,223)
Proceeds from sale of investments	138,182	7,824,340
Purchases of property and equipment	<u>-</u>	<u>(5,736)</u>
Net cash used in investing activities	<u>(5,806,847)</u>	<u>(5,586,619)</u>
Net (Decrease) Increase in Cash	(701,432)	909,007
Cash, beginning of year	<u>9,838,281</u>	<u>8,929,274</u>
Cash, end of year	<u><u>\$ 9,136,849</u></u>	<u><u>\$ 9,838,281</u></u>

See accompanying notes.

PaintCare Inc.

Notes to Financial Statements June 30, 2018 and 2017

1. Nature of Operations

PaintCare Inc. (“PaintCare”), a not-for-profit 501(c)(3) organization, was created in October 2009 by the American Coatings Association (ACA), who, working with state and local government stakeholders, passed the first ever paint product stewardship law in the United States in the state of Oregon in 2009 with implementation of the Oregon Program beginning July 1, 2010. Similar legislation has subsequently been passed in other jurisdictions. The legislation pilots an industry-led, end-of-life management program for post-consumer paint, which PaintCare operates. The PaintCare Board is made up of architectural paint manufacturers and participation in PaintCare is not limited to ACA members, but open to all architectural paint manufacturers. There are no dues or registration fees associated with PaintCare. During 2015, PaintCare organized single-member limited liability companies (LLC) for the Oregon, Connecticut, and Rhode Island programs in an effort to shield the assets of each state program from liability stemming from acts and obligations of other PaintCare state programs.

2. Summary of Significant Accounting Policies

Basis of Accounting and Presentation

PaintCare’s financial statements are prepared on the accrual basis of accounting. Unrestricted net assets represent funds that are not subject to donor-imposed stipulations and are available for support of PaintCare’s operations. At June 30, 2018 and 2017, all net assets were unrestricted.

Use of Estimates

The preparation of financial statements in conformity with accounting principles generally accepted in the United States of America requires management to make estimates and assumptions that affect the amounts reported in the financial statements and accompanying notes. Actual results could differ from those estimates.

Accounts Receivable

Accounts receivable are recorded at net realizable value and represent amounts due from post-consumer paint recovery fees. PaintCare provides an allowance for bad debts using the allowance method, which is based on management’s judgment considering historical information. Accounts are individually analyzed for collectability and will be reserved based on individual evaluation and specific circumstances. When all collection efforts have been exhausted, the accounts are written off against the related allowance. At June 30, 2018 and 2017, an allowance of \$42,903 and \$25,848, respectively, was recognized.

PaintCare Inc.

Notes to Financial Statements June 30, 2018 and 2017

2. Summary of Significant Accounting Policies (continued)

Investments

Investments are stated at fair value, based on quoted market prices. All realized and unrealized gains and losses are included in the accompanying statements of activities.

Property and Equipment

Property and equipment with a projected useful life ranging from three to ten years and in excess of \$1,000 are capitalized and recorded at cost. Depreciation and amortization are computed using the straight-line method over the estimated useful lives of the individual assets, ranging from three to ten years.

Revenue Recognition

PaintCare recognizes revenue from post-consumer paint recovery fees at the time architectural paint product is sold by a manufacturer participant of the paint product stewardship program. Manufacturer participants in the program pay the PaintCare recovery fee to PaintCare based on the amount of program products they sell on a monthly basis.

Program participants report their monthly unit sales of paint through a secure, HTTPS online system using their unique user ID and password. The participant must pay a paint recovery fee per unit sold, based on container size, according to the established fee schedule for each state program. As the PaintCare recovery fee is added to the wholesale price of paint and passed through uniformly to the retail purchase price of paint—so that the manufacturer, distributor, and/or retailer is made whole—in some cases, distributors or retailers have elected to undertake the obligation of the manufacturer for these fees. Thus, PaintCare has allowed remitter agreements in the program, whereby a distributor or retailer reports and remits directly to PaintCare on behalf of a participant manufacturer's brand or brands. Reports and payments are due by the end of the month following the reporting period.

Revenue from all other sources is recognized when earned.

Communications Costs

PaintCare holds communication-related contracts for advertising, marketing, and consumer awareness. Communications costs are charged to operations when incurred. Communications expenses were \$5,004,753 and \$5,203,245 for the years ended June 30, 2018 and 2017, respectively.

PaintCare Inc.

Notes to Financial Statements June 30, 2018 and 2017

2. Summary of Significant Accounting Policies (continued)

Functional Allocation of Expenses

The costs of providing the various program and supporting activities have been summarized on a functional basis in the accompanying financial statements. Accordingly, certain costs have been allocated among the programs and supporting services benefited. Programs are categorized by the states where services are conducted.

Measure of Operations

PaintCare includes in its measure of operations all revenues and expenses that are an integral part of its programs and supporting activities and excludes realized and unrealized gains and losses on investments, interest and dividends, and loss on disposal of property and equipment.

Recently Issued Accounting Pronouncement

In August 2016, the Financial Accounting Standards Board (FASB) issued Accounting Standards Update 2016-14, *Presentation of Financial Statements for Not-for-Profit Entities*. The update changes the manner by which nonprofit organizations classify net assets as well as improves information presented in financial statements and notes about nonprofit organization liquidity, financial performance, and cash flows. The guidance is effective beginning in 2018.

Subsequent Events

In preparing these financial statements, PaintCare has evaluated events and transactions for potential recognition or disclosure through September 20, 2018, the date the financial statements were available to be issued.

3. Concentration of Credit Risk

Financial instruments that potentially subject PaintCare to significant concentrations of credit risk consist of cash and investments. PaintCare maintains cash deposit and transaction accounts, along with investments, with various financial institutions and these values, from time to time, may exceed insurable limits under the Federal Deposit Insurance Corporation (FDIC) and Securities Investor Protection Corporation (SIPC). PaintCare has not experienced any credit losses on its cash and investments to date as it relates to FDIC and SIPC insurance limits. Management periodically assesses the financial condition of these financial institutions and believes that the risk of any credit loss is minimal.

PaintCare Inc.

Notes to Financial Statements June 30, 2018 and 2017

4. Accounts Receivable

Accounts receivable related to the following programs were due as follows at June 30:

	2018	2017
California	\$ 4,192,629	\$ 3,983,969
Colorado	787,597	813,388
Minnesota	719,043	791,527
Oregon	621,643	616,727
Connecticut	418,627	409,833
Maine	211,907	191,243
Rhode Island	123,092	116,765
District of Columbia	65,794	68,507
Vermont	118,034	118,979
Total accounts receivable	7,258,366	7,110,938
Less: allowance for doubtful accounts	(42,903)	(25,848)
Accounts receivable, net	\$ 7,215,463	\$ 7,085,090

5. Investments and Fair Value Measurements

PaintCare invests a portion of its accumulated surplus in a portfolio with Bank of America/Merrill Lynch. The sole objective of the portfolio is to earn a return equal to the rate of inflation and thus preserve the purchasing power of its capital. Interest, dividends, changes in market value, and other investment activities are allocated to each state program based on the relative net asset balances of each state program. Oversight of the investments is provided by the PaintCare Budget and Finance Committee and by the PaintCare Board of Directors.

PaintCare follows FASB Accounting Standards Codification 820, *Fair Value Measurements and Disclosures*, for its financial assets. This standard establishes a fair value hierarchy that prioritizes the inputs to valuation techniques used to measure fair value. Fair value measurement standards require an entity to maximize the use of observable inputs (such as quoted prices in active markets) and minimize the use of unobservable inputs (such as appraisals or other valuation techniques) to determine fair value. The categorization of a financial instrument within the hierarchy is based upon the pricing transparency of the instrument and does not necessarily correspond to the entity's perceived risk of that instrument.

PaintCare Inc.

Notes to Financial Statements June 30, 2018 and 2017

5. Investments and Fair Value Measurements (continued)

The inputs used in measuring fair value are categorized into three levels. Level 1 inputs consist of unadjusted quoted prices in active markets for identical assets and liabilities and have the highest priority. Level 2 is based upon observable inputs other than quoted market prices, and Level 3 is based on unobservable inputs. Transfers between levels in the fair value hierarchy are recognized at the end of the reporting period.

In general, and where applicable, PaintCare uses quoted prices in active markets for identical assets to determine fair value. This pricing methodology applies to Level 1 investments. Level 2 inputs include government securities as well as some mutual funds consisting mainly of fixed income instruments, which are valued based on quoted prices in less active markets.

The following table presents PaintCare's fair value hierarchy for those assets measured on a recurring basis as of June 30, 2018:

	Level 1	Level 2	Level 3	Total
Equities:				
Energy	\$ 840,666	\$ -	\$ -	\$ 840,666
Materials	585,373	-	-	585,373
Industrials	1,588,432	-	-	1,588,432
Consumer discretionary	1,725,904	-	-	1,725,904
Consumer staples	918,613	-	-	918,613
Health care	1,691,862	-	-	1,691,862
Financials	2,159,797	-	-	2,159,797
Information technology	2,786,203	-	-	2,786,203
Telecommunication service	264,307	-	-	264,307
Utilities	416,149	-	-	416,149
Real estate	531,755	-	-	531,755
Bond	59,749	-	-	59,749
Mutual funds:				
Fixed income	5,471,994	3,456,299	-	8,928,293
Corporate bonds	11,781,845	-	-	11,781,845
Cash equivalents	1,214,776	-	-	1,214,776
Government securities:				
U.S. Treasury	-	9,716,156	-	9,716,156
Total investments	\$ 32,037,425	\$ 13,172,455	\$ -	\$ 45,209,880

PaintCare Inc.

Notes to Financial Statements
June 30, 2018 and 2017

5. Investments and Fair Value Measurements (continued)

The following table presents PaintCare's fair value hierarchy for those assets measured on a recurring basis as of June 30, 2017:

	Level 1	Level 2	Level 3	Total
Equities:				
Energy	\$ 641,681	\$ -	\$ -	\$ 641,681
Materials	474,488	-	-	474,488
Industrials	1,281,153	-	-	1,281,153
Consumer discretionary	1,366,919	-	-	1,366,919
Consumer staples	983,393	-	-	983,393
Health care	1,413,638	-	-	1,413,638
Financials	1,790,670	-	-	1,790,670
Information technology	2,064,283	-	-	2,064,283
Telecommunication service	278,341	-	-	278,341
Utilities	378,635	-	-	378,635
Real estate	467,823	-	-	467,823
Bond	710,039	-	-	710,039
Mutual funds:				
Fixed income	2,756,939	3,017,872	-	5,774,811
Corporate bonds	12,637,449	-	-	12,637,449
Cash equivalents	1,198,040	-	-	1,198,040
Government securities:				
U.S. Treasury	-	7,307,645	-	7,307,645
Total investments	\$ 28,443,491	\$ 10,325,517	\$ -	\$ 38,769,008

Investment income consisted of the following for the years ended June 30:

	2018	2017
Interest and dividend income	\$ 945,029	\$ 695,508
Net realized and unrealized gain	634,025	1,128,128
Total investment income	\$ 1,579,054	\$ 1,823,636

PaintCare Inc.

Notes to Financial Statements June 30, 2018 and 2017

6. Property and Equipment

PaintCare held the following property and equipment at June 30:

	2018	2017
Software	\$ 421,822	\$ 421,822
Less: accumulated depreciation and amortization	<u>(249,086)</u>	<u>(169,460)</u>
Property and equipment, net	<u><u>\$ 172,736</u></u>	<u><u>\$ 252,362</u></u>

7. Related Party

ACA, a related party, is a separate, 501(c)(6) nonprofit organization working to advance the needs of the paint and coatings industry and the professionals who work in it. ACA serves its members as an advocate on legislative, regulatory, and judicial issues at the federal, state, and local levels. ACA also provides members with such services as research and technical information, statistical management information, legal guidance, and community service project support and acts as a forum for the exchange of information and ideas among the industry and its business partners. ACA incorporated PaintCare for the sole purpose of implementing programs for post-consumer architectural paint. ACA maintains a controlling interest in PaintCare through the ability to appoint its Board of Directors.

In February 2011, ACA and PaintCare entered into an affiliation agreement whereby ACA charges PaintCare an administrative fee, annually, to cover the following expense categories: allocation of time incurred by PaintCare officers, allocation of other direct labor, and allocation of occupancy and infrastructure costs. The term of the agreement is for one year and automatically renews for one-year terms unless canceled by either party.

For the years ended June 30, 2018 and 2017, the total administrative fees charged by ACA to PaintCare were \$2,146,079 and \$1,956,462, respectively. At June 30, 2018 and 2017, PaintCare owed ACA \$761,712 and \$716,410, respectively, which is recorded as due to affiliate in the accompanying statements of financial position.

8. Income Taxes

PaintCare is recognized as a tax-exempt organization under Internal Revenue Code (IRC) Section 501(c)(3) and is exempt from income taxes except for taxes on unrelated business activities.

PaintCare Inc.

Notes to Financial Statements
June 30, 2018 and 2017

8. Income Taxes (continued)

No tax expense is recorded in the accompanying financial statements for PaintCare, as there was no unrelated business taxable income. Contributions to PaintCare are deductible as provided in IRC Section 170(b)(1)(A)(vi).

Management evaluated PaintCare's tax positions and concluded that PaintCare's financial statements do not include any uncertain tax positions.

SUPPLEMENTARY INFORMATION

PaintCare Inc.

Schedule of Activities, Organized by Program
For the Year Ended June 30, 2018

	Oregon	California	Connecticut	Rhode Island	Minnesota	Vermont	Maine	Colorado	District of Columbia	General and Administrative	Total
Operating Revenue and Support											
Paint recovery fees	\$ 4,816,828	\$ 35,369,235	\$ 3,589,443	\$ 921,847	\$ 6,192,108	\$ 870,581	\$ 1,455,662	\$ 6,865,320	\$ 613,887	\$ -	\$ 60,694,911
Other income	99,424	-	-	-	-	-	-	-	-	-	99,424
Total operating revenue and support	4,916,252	35,369,235	3,589,443	921,847	6,192,108	870,581	1,455,662	6,865,320	613,887	-	60,794,335
Expenses											
Program and delivery services:											
Collection support	14,150	3,088,155	419,471	102,140	427,619	77,744	131,874	494,744	35,886	-	4,791,783
Transportation and processing	4,746,057	23,089,573	1,985,183	471,128	4,095,774	599,131	800,695	3,746,160	195,501	-	39,729,202
Communications	58,998	3,449,964	448,418	89,429	204,464	7,865	23,714	669,864	52,037	-	5,004,753
Legal fees	871	1,231,975	1,594	-	-	-	4,305	8,499	-	-	1,247,244
State agency administrative fees	50,000	167,633	20,000	-	35,160	15,000	53,146	120,000	26,000	-	486,939
Other program expenses	190,670	952,469	139,535	36,953	166,436	43,814	96,359	260,459	33,533	-	1,920,228
Total program and delivery services	5,060,746	31,979,769	3,014,201	699,650	4,929,453	743,554	1,110,093	5,299,726	342,957	-	53,180,149
General and administrative:											
Legal fees	-	-	-	-	-	-	-	-	-	24,165	24,165
Management fees	-	-	-	-	-	-	-	-	-	2,146,079	2,146,079
Insurance	-	-	-	-	-	-	-	-	-	163,709	163,709
Other expense	-	-	-	-	-	-	-	-	-	2,018,421	2,018,421
Total general and administrative	-	-	-	-	-	-	-	-	-	4,352,374	4,352,374
Total expenses	5,060,746	31,979,769	3,014,201	699,650	4,929,453	743,554	1,110,093	5,299,726	342,957	4,352,374	57,532,523
Change in Net Assets from Operations	(144,494)	3,389,466	575,242	222,197	1,262,655	127,027	345,569	1,565,594	270,930	(4,352,374)	3,261,812
Non-Operating Activities											
Investment income	-	-	-	-	-	-	-	-	-	1,579,054	1,579,054
Change in Net Assets Before Allocation of General and Administrative Activities	(144,494)	3,389,466	575,242	222,197	1,262,655	127,027	345,569	1,565,594	270,930	(2,773,320)	4,840,866
General and administrative allocation	(275,506)	(2,679,071)	(257,027)	(75,694)	(381,425)	(45,000)	(95,528)	(361,668)	(43,273)	4,214,192	-
Investment allocation	-	1,380,251	-	-	(39,090)	(16,396)	4,394	108,040	3,673	(1,440,872)	-
Total Change in Net Assets	(420,000)	2,090,646	318,215	146,503	842,140	65,631	254,435	1,311,966	231,330	-	4,840,866
Net Assets (Deficit), beginning of year	(489,292)	43,762,360	3,073,688	556,235	(1,561,045)	(588,831)	16,281	3,110,428	33,826	-	47,913,650
Net Assets (Deficit), end of year	\$ (909,292)	\$ 45,853,006	\$ 3,391,903	\$ 702,738	\$ (718,905)	\$ (523,200)	\$ 270,716	\$ 4,422,394	\$ 265,156	\$ -	\$ 52,754,516

PaintCare Inc.

Schedule of Activities, Organized by Program
For the Year Ended June 30, 2017

	Oregon	California	Connecticut	Rhode Island	Minnesota	Vermont	Maine	Colorado	District of Columbia	General and Administrative	Total
Operating Revenue and Support											
Paint recovery fees	\$ 4,625,604	\$ 34,996,367	\$ 3,619,770	\$ 933,217	\$ 5,405,122	\$ 849,926	\$ 1,473,308	\$ 6,956,690	\$ 440,721	\$ -	\$ 59,300,725
Other income	103,648	-	-	-	-	-	81,296	-	-	-	184,944
Total operating revenue and support	4,729,252	34,996,367	3,619,770	933,217	5,405,122	849,926	1,554,604	6,956,690	440,721	-	59,485,669
Expenses											
Program and delivery services:											
Collection support	17,287	3,025,711	373,436	99,116	210,544	72,887	142,640	525,763	34,675	-	4,502,059
Transportation and processing	4,405,460	21,726,877	1,861,716	456,393	4,523,534	560,497	735,789	3,683,548	83,421	-	38,037,235
Communications	98,254	3,753,494	474,641	88,715	113,166	8,583	18,210	606,972	41,210	-	5,203,245
Legal fees	7,507	141,732	4,886	3,131	-	283	-	-	-	-	157,539
State agency administrative fees	40,000	154,935	20,000	-	35,131	15,000	82,000	120,000	50,000	-	517,066
Other program expenses	154,064	1,057,951	131,913	36,999	149,536	45,743	93,904	171,471	29,002	-	1,870,583
Total program and delivery services	4,722,572	29,860,700	2,866,592	684,354	5,031,911	702,993	1,072,543	5,107,754	238,308	-	50,287,727
General and administrative:											
Legal fees	-	-	-	-	-	-	-	-	-	33,210	33,210
Management fees	-	-	-	-	-	-	-	-	-	1,956,462	1,956,462
Insurance	-	-	-	-	-	-	-	-	-	174,213	174,213
Other expense	-	-	-	-	-	-	-	-	-	1,907,483	1,907,483
Total general and administrative	-	-	-	-	-	-	-	-	-	4,071,368	4,071,368
Total expenses	4,722,572	29,860,700	2,866,592	684,354	5,031,911	702,993	1,072,543	5,107,754	238,308	4,071,368	54,359,095
Change in Net Assets from Operations	6,680	5,135,667	753,178	248,863	373,211	146,933	482,061	1,848,936	202,413	(4,071,368)	5,126,574
Non-Operating Activities											
Investment income	-	-	-	-	-	-	-	-	-	1,823,636	1,823,636
Loss on disposal of property and equipment	-	-	-	-	-	-	-	-	-	(46,549)	(46,549)
Change in Net Assets Before Allocation of General and Administrative Activities	6,680	5,135,667	753,178	248,863	373,211	146,933	482,061	1,848,936	202,413	(2,294,281)	6,903,661
General and administrative allocation	(261,719)	(2,544,998)	(244,164)	(71,906)	(362,337)	(42,747)	(90,747)	(343,569)	(41,107)	4,003,294	-
Investment allocation	-	1,728,879	-	-	(75,844)	(27,358)	(6,545)	94,947	(5,066)	(1,709,013)	-
Total Change in Net Assets	(255,039)	4,319,548	509,014	176,957	(64,970)	76,828	384,769	1,600,314	156,240	-	6,903,661
Net Assets (Deficit), beginning of year	(234,253)	39,442,812	2,564,674	379,278	(1,496,075)	(665,659)	(368,488)	1,510,114	(122,414)	-	41,009,989
Net Assets (Deficit), end of year	\$ (489,292)	\$ 43,762,360	\$ 3,073,688	\$ 556,235	\$ (1,561,045)	\$ (588,831)	\$ 16,281	\$ 3,110,428	\$ 33,826	\$ -	\$ 47,913,650

Appendix Section C



Minnesota Paint Stewardship Program

Each year about 780 million gallons of architectural paint is sold in the United States. Did you know that about 10 percent goes unused and is available for recycling?

Minnesota's Paint Stewardship Law requires the paint manufacturing industry to develop a financially sustainable and environmentally responsible program to manage postconsumer architectural paint.

The program includes education about buying the right amount of paint, tips for using up remaining paint and setting up convenient recycling locations throughout the state.

Paint manufacturers established PaintCare, a nonprofit organization, to run paint stewardship programs in states with applicable laws.

PaintCare Products

These products have fees when you buy them and are accepted for free at drop-off sites:

- Interior and exterior architectural paints: latex, acrylic, water-based, alkyd, oil-based, enamel (including textured coatings)
- Deck coatings, floor paints (including elastomeric)
- Primers, sealers, undercoaters
- Stains
- Shellacs, lacquers, varnishes, urethanes (single component)
- Waterproofing concrete/masonry/wood sealers and repellents (not tar or bitumen-based)
- Metal coatings, rust preventatives
- Field and lawn paints

Leaking, unlabeled and empty containers are not accepted at drop-off sites.

⊘ Non-PaintCare Products

- Paint thinners, mineral spirits, solvents
- Aerosol paints (spray cans)
- Auto and marine paints
- Art and craft paints
- Caulk, epoxies, glues, adhesives
- Paint additives, colorants, tints, resins
- Wood preservatives (containing pesticides)
- Roof patch and repair
- Asphalt, tar and bitumen-based products
- 2-component coatings
- Deck cleaners
- Traffic and road marking paints
- Industrial Maintenance (IM) coatings
- Original Equipment Manufacturer (OEM) (shop application) paints and finishes

For information about recycling and proper disposal of non-PaintCare products, please contact your garbage hauler, local environmental health agency, household hazardous waste program or public works department.



Recycle

with PaintCare



MINNESOTA

Places to Take Old Paint

Paint recycling is more convenient with PaintCare. We set up paint drop-off sites throughout Minnesota. To find your nearest drop-off site, use PaintCare's search tool at www.paintcare.org or call our hotline at (855) 724-6809.

How to Recycle

PaintCare sites accept all brands of old house paint, stain and varnish — even if they are 20 years old! Containers must be five gallons or smaller, and a few types of paint are not accepted. See back panel for a list of what you can recycle.

All PaintCare drop-off sites accept up to five gallons of paint per visit. Some sites accept more. Please call the site in advance to make sure they can accept the amount of paint you would like to recycle.

Make sure all containers of paint have lids and original labels, and load them securely in your vehicle. Take them to a drop-off site during their regular business hours. We'll take it from there.



What Happens to the Paint?

PaintCare will make sure that your leftover paint is remixed into recycled paint, used as a fuel, made into other products or properly disposed.

Who Can Use the Program?

People bringing paint from their homes can bring as much latex or oil-based paint as the site is willing to accept.

Businesses (painting contractors and others) can use this program with one restriction: If your business produces more than 220 pounds (about 20-30 gallons) of hazardous waste per month, you may use the drop-off sites for your latex paint only but not for your oil-based paint. Contact PaintCare to learn more about this restriction.

Large Volume Pick-Up

If you have at least 200 gallons of paint to recycle at your business or home, ask about our free pick-up service. Please call for more details or to request an appointment.

PaintCare Fee

PaintCare is funded by a fee paid by paint manufacturers for each can of paint they sell in the state. Manufacturers pass the fee to retailers, who then apply it to the price of paint. Stores can choose whether or not to show the fee on their receipts. Fees are based on the size of the container as follows:

- \$ 0.00 Half pint or smaller
- \$ 0.49 Larger than half pint and smaller than 1 gallon
- \$ 0.99 1 gallon up to 2 gallons
- \$ 1.99 Larger than 2 gallons up to 5 gallons

Not a Deposit

The fee is not a deposit — it is part of the purchase price. The fees are used to pay the costs of running the program: recycling, public education, staffing and other expenses.

Contact Us

To learn more or find a drop-off site, please visit www.paintcare.org or call (855) 724-6809.

Mini Card



**It's easy to recycle
your leftover paint,
stain and varnish.**

Recycle with PaintCare

Find a drop-off site near you:
(855) 724-6809 • www.paintcare.org

**Buy right.
Use it up.
Recycle the rest.**

Manufacturers of paint created PaintCare, a nonprofit organization, to set up convenient places for you to recycle leftover paint. We're working to provide environmentally sound and cost-effective recycling programs in your state and others with paint stewardship laws.

LEARN MORE

Visit www.paintcare.org or follow us on Facebook for tips on how to buy the right amount of paint, store paint properly, use up leftover paint, and find a drop-off site. We also have a free pick-up service for businesses or households with at least 300 gallons of paint to recycle.



Paint Recycling Program

About the Minnesota PaintCare Program

PAINTCARE

Paint manufacturers created PaintCare, a non-profit organization, to set up convenient places for households and businesses to recycle leftover paint. PaintCare sets up paint drop-off sites throughout states that adopt paint stewardship laws.

✓ PAINTCARE PRODUCTS

These products have fees when purchased and will be accepted for free at PaintCare drop-off sites:

- Latex house paints (acrylic, water-based)
- Oil-based house paints (alkyd)
- Stains
- Primers and undercoaters
- Shellacs, lacquers, varnishes, urethanes
- Deck and floor paints
- Sealers and waterproofing coatings for wood, concrete and masonry

✗ NON-PAINTCARE PRODUCTS

- Paint thinners and solvents
- Aerosol paints (spray cans)
- Auto and marine paints
- Paint additives, colorants, tints, resins
- Wood preservatives (containing pesticides)
- Asphalt, tar and bitumen-based products
- 2-component coatings
- Coatings used for Original Equipment Manufacturing or shop application
- Any non-coatings (caulk, spackle, cleaners, etc.)

FEES

PaintCare fees are applied to the purchase price of architectural paint sold in the state as required by state law. Fees are applied to each container and vary by the size of the container as follows:

Half pint or smaller	\$ 0.00
Larger than half pint and smaller than 1 gallon	\$ 0.49
1 gallon up to 2 gallons	\$ 0.99
More than 2 gallons up to 5 gallons	\$ 1.99

For more information or to find a place to take your unwanted paint for recycling, please ask for the PaintCare brochure, visit www.paintcare.org or call (855) 724-6809.



Recycle with PaintCare

MN-PIEN-0317

WE CAN HELP Recycle YOUR PAINT

www.paintcare.org

Paint Recycling Made Easy

Paint manufacturers formed PaintCare, a nonprofit organization, to make paint recycling more convenient, cost effective, and environmentally sound. Paint doesn't belong in the trash or down the drain. If you can't use it up, recycle it with PaintCare.

We're setting up locations in your state where you can bring old paint for free all year-round.



What types of paint products can be recycled in Minnesota?



PAINTCARE PRODUCTS

(YOU CAN RECYCLE THESE)

These products have fees when you buy them and are accepted for free when you drop them off for recycling:

- Water-based paints (latex, acrylic)
- Oil-based paints (alkyd)
- Stains
- Primers
- Varnishes
- Shellacs
- Lacquers
- Urethanes
- Deck paints
- Floor paints
- Sealers
- Waterproofing coatings



NON-PAINTCARE PRODUCTS

Leaking, unlabeled, and empty containers are not accepted.

- Paint thinners and solvents
- Aerosol paints (spray cans)
- Auto and marine paints
- Paint additives, colorants, tints, resins
- Wood preservatives (containing pesticides)
- Asphalt, tar, and bitumen-based products
- 2-component coatings
- Coatings used for Original Equipment Manufacturing or shop application
- Any non-coatings (caulk, spackle, cleaner, etc.)

PROGRAM FUNDING

The PaintCare Fee is applied to the purchase price of architectural paint sold in your state as required by law. Fees are based on container size:

Half pint or smaller	\$ 0.00
Larger than half pint and smaller than 1 gallon	\$ 0.49
1 gallon up to 2 gallons	\$ 0.99
More than 2 gallons up to 5 gallons	\$ 1.99

LEARN MORE: Please ask for a PaintCare program brochure, visit www.paintcare.org, or call (855) 724-6809.



Information for Painting Contractors

UPDATED — AUGUST 2017

Minnesota's Paint Stewardship Program began in November 2014.

Minnesota's paint stewardship law requires paint manufacturers to set up and operate a paint stewardship program for the state. This program is funded by a fee on each container of architectural paint sold in the Minnesota. The program sets up drop-off sites at retail stores and other locations across the state where households and businesses are able to take most types of leftover paint for recycling, free of charge.

Paint Stewardship

The American Coatings Association (ACA) worked with various stakeholders interested in the management of postconsumer paint to develop a Paint Stewardship Program in the United States. PaintCare Inc. is a nonprofit organization established by ACA to implement the program on behalf of paint manufacturers in states that adopt paint stewardship laws. PaintCare has programs in eight states (California, Colorado, Connecticut, Maine, Minnesota, Oregon, Rhode Island, and Vermont) and the District of Columbia.

The main goals of the program are to decrease paint waste and recycle more postconsumer paint by setting up convenient drop-off sites in each PaintCare state.



Fees and Funding

As required by state law, a paint stewardship assessment (PaintCare Fee) must be added by manufacturers to the wholesale price of all architectural paint sold in the state. This fee is paid by manufacturers to PaintCare to fund setting up drop-off sites for leftover, postconsumer paint, and for the transportation, recycling, and proper disposal of that paint. The fees also pay for consumer education and program administrative costs. Fees may vary from state to state. Effective September 1, 2017, Minnesota fees per container are as follows:

\$ 0.00 — Half pint or smaller

\$ 0.49 — Larger than half pint and smaller than 1 gallon

\$ 0.99 — 1 Gallon up to 2 gallons

\$ 1.99 — Larger than 2 gallons up to 5 gallons

The law also requires that each distributor and retailer include the PaintCare Fee with their sale price of architectural paint. Displaying the fee on invoices and receipts is not mandatory for distributors or retailers; however, PaintCare encourages them to show the fee and list it as PaintCare Fee to aid in customer education.

Notice for Painting Contractors

It is expected that contractors will pass the fees on to their customers in order to recoup the fees they pay.

When estimating jobs, contractors should take these fees into account by checking with your suppliers to make sure the quotes for paint products include the fees. You should also let your customers know that you will be including these fees in your quotes.

Paint Drop-Off Sites

PaintCare has established more than 250 paint drop-off sites across Minnesota. Most drop-off sites are paint stores. Other sites include certain solid waste transfer stations, recycling centers, and government-sponsored household hazardous waste programs. Participation as a drop-off site is voluntary.

Use of Retail Drop-Off Sites by Businesses

Retail drop-off sites provide a convenient and no cost recycling option for painting contractors and other businesses. Businesses that generate less than 220 pounds of hazardous waste* per month will be able to use these sites to recycle all PaintCare products (both water and oil-based) with some restrictions on quantities per month.

Larger businesses (those that generate more than 220 pounds of hazardous waste per month) may use the drop-off sites for their water-based PaintCare products only; they are not able to use the sites for oil-based paint or other solvent-based products.

**220 pounds is about 20-30 gallons of paint. When counting how much hazardous waste you generate in a month, oil-based paint counts (because by law it is a hazardous waste), but latex and other water-based paint does not count toward the 220 pound monthly total.*



Pick-Up Service for Large Volumes

Businesses with at least 200 gallons of postconsumer paint to recycle may qualify to have their paint picked up by PaintCare at no additional cost. To learn more about this service or to request an appointment, please visit www.paintcare.org/pickup or call (855) 724-6809.

Contact

Steve Pincuspy
Minnesota Program Manager
spincuspy@paint.org
(612) 719-5216

What Products Are Covered?

The products accepted at PaintCare drop-off sites are the same products that have a fee when they are sold. PaintCare Products include interior and exterior architectural coatings sold in containers of five gallons or less. However, they do not include aerosol products (spray cans), industrial maintenance (IM), original equipment manufacturer (OEM), or specialty coatings.

PAINTCARE PRODUCTS

- ◆ Interior and exterior architectural paints: latex, acrylic, water-based, alkyd, oil-based, enamel (including textured coatings)
- ◆ Deck coatings, floor paints
- ◆ Primers, sealers, undercoaters
- ◆ Stains
- ◆ Shellacs, lacquers, varnishes, urethanes
- ◆ Waterproofing concrete/masonry/wood sealers and repellents (not tar or bitumen-based)
- ◆ Metal coatings, rust preventatives
- ◆ Field and lawn paints

NON-PAINTCARE PRODUCTS

- ◆ Paint thinners, mineral spirits, solvents
- ◆ Aerosol paints (spray cans)
- ◆ Auto and marine paints
- ◆ Art and craft paints
- ◆ Caulking compounds, epoxies, glues, adhesives
- ◆ Paint additives, colorants, tints, resins
- ◆ Wood preservatives (containing pesticides)
- ◆ Roof patch and repair
- ◆ Asphalt, tar, and bitumen-based products
- ◆ 2-component coatings
- ◆ Deck cleaners
- ◆ Traffic and road marking paints
- ◆ Industrial Maintenance (IM) coatings
- ◆ Original Equipment Manufacturer (OEM) (shop application) paints and finishes



Large Volume Pick-Up (LVP) Service

PaintCare offers a free pick-up service to painting contractors, property managers, and others with large amounts of leftover architectural paint.

Who is PaintCare?

PaintCare Inc. is a non-profit organization established by the American Coatings Association to operate paint stewardship programs on behalf of paint manufacturers in states that pass paint stewardship laws.

Paint Drop-Off Sites

In states with a paint stewardship program, PaintCare's primary effort is to set up conveniently located drop-off sites—places where residents and businesses may take their unwanted paint for no charge. Sites set their own limits on the volume of paint they accept from customers per visit (usually from 5 to 20 gallons). To find a drop-off site near you, please use PaintCare's site locator at www.paintcare.org or call (855) 724-6809.

Large Volume Pick-Ups

For those who have accumulated a large volume or stockpile of paint, PaintCare also offers a pick-up service. Large volume means at least 200 gallons, measured by container size (not content). On a case-by-case basis, PaintCare may approve a pick-up for less than 200 gallons if there are no drop-off sites in your area. After two or three pick-ups, you may be switched to a regular service (see next page).

Drums and Bulked Paint Are Not Accepted

PaintCare only accepts paint in containers that are 5 gallons or smaller in size. Leave paint in original cans with original labels; do not combine or bulk paint from small cans into larger ones. If you have unwanted paint in drums or containers larger than 5 gallons, please contact a licensed paint recycling company or a hazardous waste transportation company to assist you.

HOW TO REQUEST A LARGE VOLUME PICK-UP

1. Sort and count your paint

We need to know the number of each container size and the type of products you have, sorted into two categories: (1) water-based paints and stains and (2) oil-based paint and stains and any other program products (sealers and clear top-coat products, such as varnish and shellac).

2. Fill out the LVP Request Form and send it in

Fill out a paper or electronic version of the "Large Volume Pick-Up Request Form" and return it to PaintCare by email, fax, or regular mail. (Visit www.paintcare.org or call PaintCare for the form.)

Scheduling

After reviewing your form, PaintCare staff will either approve your site for a pick-up or inform you of the best place to take your paint if you do not meet the volume requirement. If approved, you will be put in contact with our licensed hauler to schedule a pick-up. It may be several weeks before your pick-up occurs.

On the Day of Your Pick-Up

Sort your products into the two categories noted above and store them in an area that has easy access. If the paint is a far distance from where the hauler parks, the path between should be at least four feet wide to accommodate movement of the boxes.



Please plan to have staff available to pack the paint cans into the boxes. The hauler may be able to provide some assistance, but we require your staff to be present and provide labor to pack boxes. Once your paint is properly packed and loaded onto the hauler's truck, you will sign a shipping document and receive a copy for your records. Your paint will then be taken to an authorized processing facility for recycling.

Note: Paint must be in original containers and not leaking.

Repeat Service for Large Volume Users

For businesses that generate large volumes of unwanted paint on a regular basis, a service for recurring direct pick-ups is available. With this service, you will be provided with empty bins, then request a pick-up when at least three bins are filled. PaintCare will provide onsite training on how to properly pack the paint, and you will be required to sign a contract with PaintCare.

Limits on Businesses

To use the program for oil-based products, your waste must qualify as exempt under federal (40 CFR § 262.14) and state/local hazardous waste generator rules. Most notably, these rules require that your business (a) generates no more than 220 pounds (about 20-30 gallons, depending on type) of hazardous waste per month, and (b) accumulates no more than 2,200 pounds (approximately 220 gallons) of hazardous waste at any given time. If your business fails to qualify as an exempt generator, it will not be able to use the program for oil-based products. For more information on the federal hazardous generator rules, please go to www.paintcare.org/limits.

Note: When calculating how much hazardous waste you generate in a month, do not count latex paint.

If You Have Products We Don't Accept

The program does not accept all paints (such as aerosols and automotive finishes) or other hazardous waste. If you have solvents, thinners, pesticides, or any non-PaintCare products (see list to right for examples), we recommend that residents contact their local household hazardous waste (HHW) program. Some HHW programs allow businesses to use their program for a modest fee. Otherwise, businesses should contact a licensed hazardous waste transportation company.

What Products Are Covered?

The products accepted at PaintCare drop-off sites are the same products that have a fee when they are sold. PaintCare Products include interior and exterior architectural coatings sold in containers of 5 gallons or less. However, they do not include aerosol products (spray cans), industrial maintenance (IM), original equipment manufacturer (OEM), or specialty coatings.

PAINTCARE PRODUCTS

- Interior and exterior architectural paints: latex, acrylic, water-based, alkyd, oil-based, enamel (including textured coatings)
- Deck coatings, floor paints
- Primers, sealers, undercoaters
- Stains
- Shellacs, lacquers, varnishes, urethanes
- Waterproofing concrete/masonry/wood sealers and repellents (not tar or bitumen-based)
- Metal coatings, rust preventatives
- Field and lawn paints

NON-PAINTCARE PRODUCTS

- Paint thinners, mineral spirits, solvents
- Aerosol paints (spray cans)
- Auto and marine paints
- Art and craft paints
- Caulking compounds, epoxies, glues, adhesives
- Paint additives, colorants, tints, resins
- Wood preservatives (containing pesticides)
- Roof patch and repair
- Asphalt, tar, and bitumen-based products
- 2-component coatings
- Deck cleaners
- Traffic and road marking paints
- Industrial Maintenance (IM) coatings
- Original Equipment Manufacturer (OEM) (shop application) paints and finishes

Minnesota Paint Usage & Disposal Surveys

Notes:

Online surveys conducted using SurveyMonkey. Blue numbers indicate the number of people who responded.

0 indicates the question was asked, but there were no responses with that answer.

Surveys were conducted in June or July each year.

Data from only the most recent 4 years are shown.

Two questions that have been previously reported were removed this year:

"How far is the closest paint store?" and "How far would you drive to recycle or dispose of paint?"

	2015		2016		2017		2018	
	%	Count	%	Count	%	Count	%	Count
1. How much leftover paint is in your home?		273		270		258		256
None	36.3	99	29.6	80	36.4	94	27.3	70
Less than 1 gallon	8.8	24	21.1	57	19.0	49	26.6	68
1-5 gallons (would fit in a cardboard box)	33.3	91	26.7	72	29.1	75	30.1	77
5-15 gallons (would fit in a shopping cart)	16.8	46	11.9	32	5.0	13	9.4	24
15-30 gallons (would fit in two shopping carts)	1.1	3	1.1	3	0.0	0	3.1	8
More than 30 gallons	0.7	2	0.0	0	0.4	1	0.4	1
Yes, but I don't know how much	2.9	8	9.6	26	10.1	26	3.1	8

2. Where did the paint come from? (check all that apply)		330		190		164		186
I did some painting myself and had some leftover	59.0	161	78.4	149	73.8	121	76.9	143
I hired someone to paint and they left it behind	15.8	43	14.7	28	6.1	10	8.6	16
I found it in my home/business when I moved in	11.4	31	13.2	25	10.4	17	5.9	11
I am a painting contractor and it is from one of my jobs	0.4	1	2.1	4	1.2	2	1.1	2
I don't remember where the paint came from	11.7	32	8.4	16	3.7	6	3.8	7
Other	22.7	62	6.3	12	4.9	8	3.8	7

Other responses for June 2018 Survey:

Bought paint for a project I have not done (1)

Responded with name of the store at which paint was purchased (6)

3. What did you do with leftover paint? (check all that apply)		273		270		256		256
Poured it down the drain	0.0	0	1.5	4	0.8	2	1.2	3
Put can(s) of liquid paint in the trash	2.6	7	2.6	7	2.7	7	4.7	12
Dried out the paint and put it in the trash	14.3	39	11.9	32	15.2	39	12.1	31
Stored it in the basement or garage intend to use	24.5	67	29.6	80	32.4	83	33.6	86
Took it to a paint store	2.2	6	4.1	11	4.3	11	3.9	10
Took it to a household hazardous waste event or facility	31.5	86	23.7	64	21.1	54	23.8	61
Gave it away to a family, friend or community organization	3.3	9	3.7	10	5.9	15	5.9	15
Left it behind when I moved	3.3	9	1.9	5	2.3	6	2.0	5
I don't know	3.7	10	7.0	19	4.7	12	2.3	6
I have never stored or disposed of leftover/unwanted paint	12.8	35	11.1	30	9.8	25	10.2	26
Other	1.8	5	3.0	8	0.8	2	0.4	1

Other responses for June 2018 Survey:

Stored it for touch-ups (1)

4. If you had unwanted paint, what would you do with it?		273		270		255		256
Pour it down the drain	0.0	0	1.5	4	0.4	1	0.4	1
Put can(s) of liquid paint in the trash	2.6	7	1.9	5	2.7	7	3.9	10
Dry out the paint and put it in the trash	12.5	34	11.9	32	13.7	35	11.3	29
Take it to a paint store	11.4	31	15.2	41	15.3	39	16.8	43
Take it to a household hazardous waste event or facility	46.9	128	41.9	113	36.5	93	36.3	93

Give it away to a family, friend or organization	12.1	33	13.0	35	17.6	45	13.3	34
I don't know	12.5	34	13.3	36	11.8	30	16.0	41
Other	2.2	6	1.5	4	2.0	5	2.0	5

Other responses for June 2018 Survey:

Store it for future use, give it away, or recycle it

Apply extra coats of paint until gone

5. Did you know that paint can be recycled?

273

190

258

256

Yes	35.5	97	54.7	104	57.8	149	56.3	144
No	64.5	176	45.3	86	42.2	109	43.8	112

6. Have you ever taken paint to be recycled/disposed? When?

179

175

254

256

Yes, at some point during the past year	8.4	23	10.7	29	7.5	19	14.1	36
Yes, more than one year ago	26.0	71	24.4	66	26.4	67	22.7	58
No	65.6	179	64.8	175	66.1	168	63.3	162

7. Do you know where to take unwanted paint?

273

270

254

256

No	66.3	181	60.0	162	44.9	114	48.8	125
Yes	33.7	92	40.0	108	55.1	140	51.2	131
If yes, where? (please specify)	51.1	47	51.9	56	14.2	36	51.2	131

Responses to "Where?" for June 2018 Survey:

HHW facility or program (30)

Paint store (26)

Recycling center (37)

Waste management facility, transfer station,
dump/landfill (20)

Habitat for Humanity (2)

Public works (1)

Put it in recycling bin (1)

Goodwill (1)

County drop-off site (1)

Response was indeterminate (12)

8. What county do you live in?

273

269

260

256

Aitkin	0.4	1	0.4	1	0.4	1	0.0	0
Anoka	3.7	10	5.6	15	5.0	13	5.9	15
Becker	0.7	2	0.0	0	0.4	1	1.2	3
Beltrami	0.4	1	0.7	2	0.4	1	1.2	3
Benton	0.4	1	0.7	2	0.4	1	0.8	2
Big Stone	0.4	1	0.0	0	0.0	0	0.0	0
Blue Earth	0.4	1	2.6	7	1.9	5	0.4	1
Brown	0.0	0	0.7	2	0.4	1	0.0	0
Carlton	0.0	0	0.4	1	0.4	1	1.6	4
Carver	2.6	7	1.5	4	1.2	3	2.3	6
Cass	0.0	0	0.0	0	0.4	1	0.8	2
Chisago	0.7	2	0.4	1	0.4	1	0.8	2
Clay	1.1	3	1.1	3	0.4	1	1.2	3
Clearwater	0.0	0	0.0	0	0.8	2	0.0	0
Cook	0.4	1	0.0	0	0.0	0	0.0	0
Cottonwood	0.4	1	0.0	0	0.4	1	0.0	0
Crow Wing	2.6	7	0.7	2	1.2	3	0.4	1
Dakota	6.2	17	7.8	21	8.5	22	8.2	21
Dodge	0.0	0	0.7	2	0.8	2	0.4	1
Douglas	0.4	1	1.1	3	0.0	0	0.4	1
Faribault	0.0	0	0.7	2	0.8	2	1.2	3
Fillmore	0.0	0	0.7	2	0.0	0	0.0	0
Freeborn	0.0	0	0.7	2	0.8	2	0.4	1

Goodhue	1.1	3	0.4	1	0.4	1	0.4	1
Hennepin	32.2	88	24.9	67	28.8	75	23.8	61
Houston	0.4	1	0.4	1	0.0	0	0.0	0
Hubbard	0.4	1	0.0	0	0.4	1	1.2	3
Isanti	0.4	1	0.7	2	0.8	2	0.0	0
Itasca	0.7	2	1.1	3	1.5	4	0.8	2
Jackson	0.4	1	0.0	0	0.0	0	0.0	0
Kanabec	0.4	1	0.0	0	0.4	1	0.4	1
Kandiyohi	0.0	0	0.7	2	0.4	1	0.4	1
Kittson	0.7	2	0.0	0	0.0	0	0.0	0
Koochiching	0.0	0	0.4	1	0.0	0	0.4	1
Lac Qui Parle	0.0	0	0.0	0	0.0	0	0.4	1
Lake	0.0	0	0.0	0	0.8	2	0.4	1
Lake of the Wood	0.0	0	0.4	1	0.0	0	0.0	0
Le Seur	0.4	1	0.0	0	0.4	1	0.0	0
Lyon	0.7	2	0.4	1	0.4	1	0.8	2
Mahnomen	0.4	1	0.4	1	0.0	0	0.0	0
Martin	0.4	1	0.0	0	0.8	2	0.4	1
McLeod	1.1	3	0.4	1	0.0	0	0.0	0
Meeker	0.0	0	0.0	0	0.0	0	0.4	1
Mille Lacs	0.4	1	0.4	1	0.4	1	0.4	1
Morrison	0.4	1	0.7	2	0.0	0	0.4	1
Mower	1.5	4	0.4	1	0.0	0	1.2	3
Murray	0.4	1	0.0	0	0.0	0	0.4	1
Nicollet	1.1	3	0.4	1	0.4	1	0.8	2
Nobles	0.0	0	0.4	1	0.0	0	1.2	3
Norman	0.0	0	0.4	1	0.0	0	0.0	0
Olmsted	1.8	5	2.6	7	1.5	4	3.5	9
Otter Tail	0.7	2	1.5	4	0.0	0	2.3	6
Pennington	0.0	0	0.0	0	0.0	0	0.4	1
Pine	0.0	0	0.7	2	1.9	5	0.4	1
Pipestone	0.7	2	0.0	0	0.0	0	0.4	1
Polk	0.0	0	1.1	3	0.4	1	0.8	2
Pope	0.7	2	0.0	0	0.0	0	0.0	0
Ramsey	9.9	27	10.4	28	14.6	38	9.8	25
Red Lake	0.0	0	0.0	0	0.0	0	0.4	1
Redwood	0.4	1	0.4	1	0.8	2	0.4	1
Renville	0.4	1	0.0	0	0.0	0	0.0	0
Rice	2.6	7	0.4	1	0.4	1	0.4	1
Rock	0.0	0	0.4	1	0.4	1	0.0	0
Roseau	0.7	2	0.0	0	0.4	1	0.0	0
St. Louis	2.6	7	4.1	11	4.6	12	5.1	13
Scott	2.9	8	2.2	6	3.8	10	2.3	6
Sherburne	1.1	3	1.5	4	1.2	3	2.0	5
Sibley	0.0	0	0.0	0	0.0	0	0.8	2
Stearns	2.9	8	1.9	5	0.4	1	1.6	4
Steele	0.4	1	0.4	1	0.4	1	1.6	4
Stevens	0.0	0	0.4	1	0.0	0	0.0	0
Swift	0.4	1	0.7	2	0.4	1	0.0	0
Todd	0.0	0	0.0	0	0.0	0	0.4	1
Wabasha	0.0	0	1.5	4	0.4	1	0.4	1
Wadena	0.0	0	0.0	0	0.8	2	0.4	1

Waseca	0.4	1	0.4	1	0.4	1	0.0	0
Washington	5.1	14	4.8	13	3.8	10	3.1	8
Watsonwan	0.7	2	0.0	0	0.0	0	0.4	1
Wilkin	0.0	0	0.0	0	0.4	1	0.0	0
Winona	1.1	3	1.1	3	0.8	2	0.4	1
Wright	0.4	1	3.7	10	1.9	5	2.0	5
Yellow Medicine	0.4	1	0.4	1	0.0	0	0.0	0

Counties not listed above had no respondents for all four surveys.

9. How would you describe the place where you live?

273

270

252

256

Urban / Major City	26.4	72	20.7	56	23.8	60	16.8	43
Suburban	40.3	110	40.0	108	44.0	111	44.1	113
Small City or Town	20.9	57	24.1	65	19.8	50	23.4	60
Rural / Countryside	11.4	31	15.2	41	12.3	31	15.6	40
Other (please specify)	1.1	3	0.0	0	0.0	0	0.0	0

10. What type of dwelling do you live in?

273

270

252

256

Single-family house	70.7	193	63.7	172	61.9	156	63.3	162
Two or Three-family house	5.1	14	5.9	16	5.6	14	7.8	20
Condominium or apartment building with many units	19.0	52	25.2	68	25.8	65	22.7	58
Manufactured or Mobile Home	1.5	4	3.0	8	3.6	9	4.7	12
Other (please specify)	3.7	10	2.2	6	3.2	8	1.6	4

11. Do you paint professionally?

273

270

256

256

Yes	1.5	4	4.4	12	2.7	7	5.9	15
No	98.5	269	95.6	258	97.3	249	94.1	241

12. What is your age?

273

270

252

256

Under 21	4.8	13	4.4	12	0.8	2	0.0	0
21-40	38.1	104	39.6	107	49.2	124	47.7	122
41-60	35.2	96	34.1	92	27.8	70	32.4	83
Over 60	20.1	55	21.9	59	22.2	56	19.9	51
Prefer not to say	1.8	5	-	-	0.0	0	0.0	0

13. Gender

273

270

252

256

Male	46.2	126	44.4	120	43.7	110	50.0	128
Female	52.0	142	54.4	147	56.3	142	50.0	128
Prefer not to say	1.8	5	1.1	3	0.0	0	0.0	0

14. Educational Level

273

270

252

256

Some High School	2.2	6	1.1	3	1.6	4	2.3	6
High School Graduate	6.6	18	23.0	62	17.1	43	18.8	48
Some College, Vocational, Trade, or Technical	29.7	81	36.7	99	40.9	103	42.2	108
4 year degree or higher	59.3	162	38.1	103	40.5	102	35.9	92
Prefer not to say	2.2	6	1.1	3	0.0	0	0.8	2

15. What is your household income?

273

270

252

256

Less than \$50K	29.7	81	18.9	51	60.7	153	48.4	124
\$50 – 100K	31.5	86	58.5	158	28.2	71	32.0	82
\$100 – 150K	16.8	46	11.1	30	6.7	17	13.7	35
Over \$150K	8.1	22	4.1	11	2.4	6	3.5	9
Prefer not to say	13.9	38	7.4	20	2.0	5	2.3	6