



Drop-Off Site Training and Guidelines Minnesota 2017

Recycle with PaintCare



About the PaintCare Program

What to do with leftover Paint?

Today there is approximately 65 million gallons of leftover paint in the U.S.

Before PaintCare...

- Until now, Minnesota consumers could only recycle unwanted paint through government facilities or HHW events
- In 2003, stakeholders including government agencies, paint recyclers, environmental groups, the American Coatings Association and others began a dialogue to develop a better solution for managing postconsumer paint
- The collaborative process led to drafting model, state-level, industry-supported law



Paint Stewardship Laws

Currently, 8 states and the District of Columbia have passed the industry–supported paint stewardship law.

Oregon:	July 2010
California:	October 2012
Connecticut:	July 2013
Vermont:	May 2014
Rhode Island:	June 2014
Minnesota:	Nov 2014
Colorado:	July 2015
Maine:	October 2015
DC:	January 2016

What the Law Entails

Manufacturers selling paint in or into Minnesota must operate a program to manage leftover paint by:

- Reducing the generation of postconsumer paint through “buying right” education
- Promoting using up / donating unused paint
- Providing a system for collection and recycling of paint that includes convenient paint drop-off sites and environmentally responsible paint management

About PaintCare

- Created by the American Coatings Association in 2009
- Non-profit “stewardship” organization that sets up the paint recycling program on behalf of paint manufacturers
- Governed by Board of architectural paint manufacturers
- Minnesota Pollution Control Agency (MPCA) reviews & approves PaintCare’s Program Plan and Annual Report



AmericanCoatings
ASSOCIATION

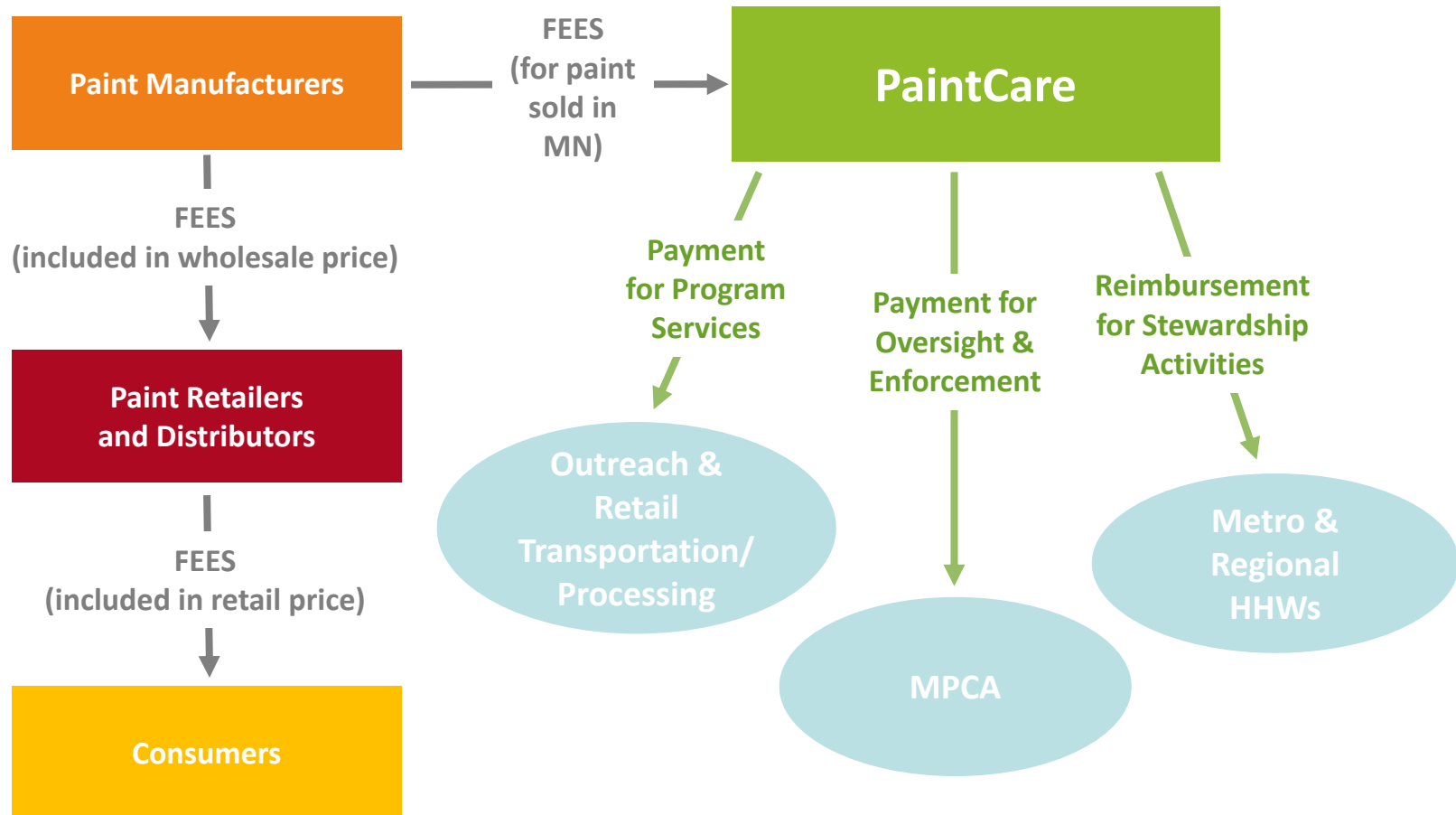
Sustainable Funding

Law provides for a small “PaintCare Fee” added to the wholesale price of paint and passed down through retailers to consumers

PaintCare Fee

Half pint or smaller	\$ 0.00
Larger than half pint to smaller than 1 gallon	\$ 0.49
1 gallon up to 2 gallons	\$ 0.99
Larger than 2 gallons up to 5 gallons	\$ 1.99

Funding pays for paint management (collection, transportation, processing), outreach and management



Who Can Be a Drop-Off Site

- Paint retailers: paint, hardware, home improvement, lumber yards, reuse stores
- Municipal household hazardous waste facilities
- Waste transfer stations, landfills, recycling centers, public works yards, and other appropriate facilities that are not self-serve

Site Permit

- **State (Minnesota Pollution Control Agency)**
 - All sites must file a notice with MPCA and obtain a hazardous waste generator ID.
 - Drop off sites outside the Twin Cities metro must also obtain a Paint Collection Site License from the MPCA.
 - PaintCare will file this form on behalf of drop off sites – initially. No costs associated. Sites will be responsible for renewal.
- **Sites in Hennepin, Ramsey, Carver, Washington, Anoka, Dakota, and Scott counties**
 - Will need to obtain a county license on their own (if not already licensed).
 - Fees may apply for county license.

What Happens to the Paint?

- Reused or donated (latex and oil-based)
- Blended into recycled-content paint (latex) – sold domestically and exported
- Blended into fuel for cement kilns and hazardous waste incinerators (latex and oil-based)
- Alternative Daily Cover for landfills

Drop-Off Site Guidelines

Materials You Will Receive

- Program binder with record-keeping forms
- Storage bins and labels
- Spill kit
- Program product poster
- Drop-off site poster
- Customer education materials



Bins and Labels

- Bins in good condition; report damaged bins to hauler
- Cardboard boxes must be lined. Reusable bins do not need liners.
- Lids must be available and on the box when “not in use.”
- Bins must have hauler provided identification labels indicating “Hazardous Waste”
- The date on which the first can is placed inside must be written on the outside of the bin



Where to Put Your Bins

- Impervious surface (concrete, asphalt)
- Secured from the public – not a “self-serve” program
- Away from ignition sources and drains
- Protected from temperature extremes
- Location
 - Indoors – adequate ventilation
 - Outdoors – covered and protected from elements
- Maintain enough space around bins for emergency access and inspecting for leaks

PaintCare Products

Collect the following architectural coatings in 5 gallon containers or less, *in original container*:

- Interior and exterior architectural paints: latex, acrylic, water-based, alkyd, oil-based, enamel (including textured coatings)
- Deck coatings, floor paints (including elastomeric)
- Primers, sealers, undercoaters
- Stains
- Shellacs, lacquers, varnishes, urethanes (single component)
- Waterproofing concrete/masonry/wood sealers and repellents (not tar or bitumen-based)
- Metal coatings, rust preventatives
- Field and lawn paints

Non-PaintCare Products

- Paint thinners, mineral spirits, solvents
- Aerosol paints (spray cans)
- Auto and marine paints
- Art and craft paints
- Caulking compounds, epoxies, glues, adhesives
- Paint additives, colorants, tints, resins
- Waxes, polishes, oils
- Wood preservatives (containing pesticides)
- Roof patch and repair
- Asphalt, tar and bitumen-based products
- 2-component coatings
- Deck cleaners
- Traffic and road marking paints
- Industrial Maintenance (IM) coatings
- Original Equipment Manufacturer (OEM) (shop application) paints and finishes

Container Conditions

- Original container
- Original label you can read
- Sealed/not leaking
- 5 gallons or less in size
- No empty cans, but cans with dried latex, ok
- **Never open containers**



Acceptance Rules

Latex Products

- From residents (any volume*)
- From businesses/organizations (any volume*)


Oil Based Products

- From residents (any volume*)
- From businesses/organizations
 - 25 gallons maximum per month
 - Must sign Paint Drop-Off Form (and meet the qualifications) each time they drop-off paint

**Volume limit set by retailer (5 gallon minimum)*

Receipt Book for Businesses/Orgs



 PAINT DROP-OFF FORM <i>For businesses or organizations with oil-based paint</i>	
<p>QUALIFICATION: As a business or organization, you may drop off oil-based paint at a PaintCare drop-off site only if you provide the information below and certify that you comply with state-specific and federal (40 CFR 261.5) hazardous waste generator rules for exempt generators that, among other criteria, require that the businesses/organizations (1) generate no more than 100 kilograms (about 25 gallons or 220 pounds) of hazardous waste per calendar month, (2) generate no more than 1 kilogram of acute hazardous waste per calendar month, and (3) accumulate no more than 1,000 kilograms of hazardous waste or 1 kilogram of acute hazardous waste at any given time.</p>	
<p>CERTIFICATION STATEMENT: By signing this document, I certify that my business or organization currently meets the requirement in the preceding Qualification and met those requirements at the time that it generated all hazardous waste to be dropped off at this site. I also understand that the drop-off site accepting this waste and PaintCare Inc., its sole member, and their agents, employees, member companies, officers, directors, and assigns do not assume liability for my waste and that liability remains with my organization. By signing below, I waive, release, and hold harmless those entities and persons from any liability, claim, injury, losses or damages arising from my dropping off waste materials at this site.</p>	
Date	HWID#
Business name	
Business address	
Phone number	
Your name	
Signature	
How many gallons of oil-based paint was dropped off? _____ gallons	
Drop-Off Location (store name and street address)	

This form may be provided to local and state government agencies upon request.

- **ALL BUSINESSES & ORGANIZATIONS** dropping off **OIL BASED PRODUCTS** must sign this form!
- Keep white copy; give yellow copy to business.

Other Limits on Volume

- Website lists the customer volume your site chooses (minimum 5 gal/customer/visit)
- Don't take more than can fit in your bins:
 - Ask them to come back
 - Refer to www.paintcare.org to find another site
 - Refer to PaintCare hotline (855) Paint09 to schedule a large volume pick-up
- Max 2200 gallons (660 oil based) on site at any given time

PaintCare.org Site Locator

Find a Drop-Off Site

About the Site Locator

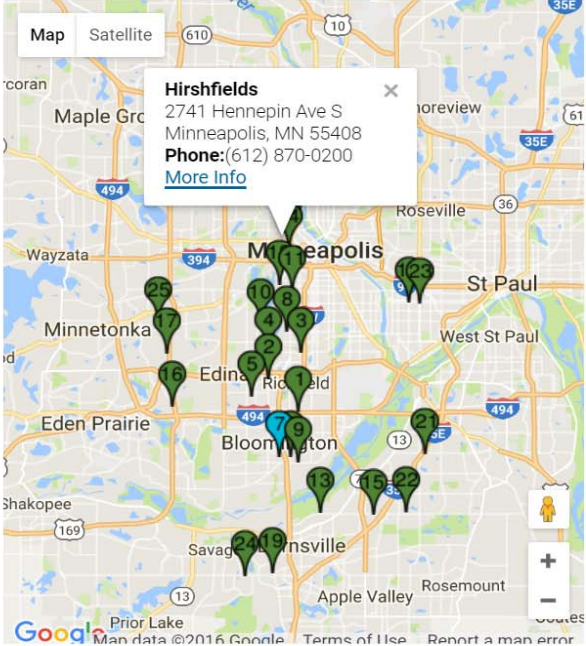
Products We Accept

How to Recycle

Use the PaintCare Site Locator to find a place to drop off your leftover paint.

Location:

ENTER: Zip Code OR City, State OR Street Address



Hirshfields
2741 Hennepin Ave S
Minneapolis, MN 55408
Phone: (612) 870-0200
[More Info](#)

- 2 [Sherwin-Williams](#)
Richfield, MN, 1.89 Mi.
- 3 [Diamond Lake Ace Hardware](#)
Minneapolis, MN, 2.15 Mi.
- 4 [Settergren Ace Hardware](#)
Minneapolis, MN, 2.76 Mi.
- 5 [Hirshfields](#)
Edina, MN, 2.8 Mi.
- 6 [Sherwin-Williams](#)
Bloomington, MN, 2.97 Mi.
- 7 [South Hennepin Recycling and Problem Waste Drop-Off Center](#)
Bloomington, MN, 3.13 Mi.
- 8 [Guse Hardware](#)
Minneapolis, MN, 3.2 Mi.
- 9 [Simon Ace Hardware and Paint](#)
Bloomington, MN, 3.23 Mi.
- 10 [Settergrens of Linden Hills](#)
Minneapolis, MN, 4.15 Mi.
- 11 [Sherwin-Williams](#)
Minneapolis, MN, 5.15 Mi.
- 12 [Hirshfields](#)
Minneapolis, MN, 5.50 Mi.

accepts up to 5 gallons accepts up to 10-20 gal. accepts up to 100 gal. HHW Programs (accepts other items)

Storing and Packing Collection Bins

- Immediately place paint in the bin
- Pack containers upright and tightly
- When possible, pack 5 gallon buckets on bottom, then 1 gallons on top, etc.
- Never toss paint containers into bins
- Do not overfill bins
- Keep collection bins closed except when adding Products
- Keep storage area clean and orderly

TIP: Do not keep keep collected paint more than six months. Have bins picked every six months at most, or sooner, from the start date of accumulation.



Where Should Customers Take Non-PaintCare Products?

- Refer customers to their local household hazardous waste disposal program – most counties have a facility or run collection events.
 - MN HHW Locator: <http://bit.ly/1qrSzCF>
- Businesses should contact their county, the Minnesota Pollution Control Agency, or a private sector company for disposal options.
- Refer customers to PaintCare for assistance.

What if Non-PaintCare Products End up in the Bin?

- If you find a non-program product in the bin prior to a pick-up, store must manage it as internal waste generated on-site.
- Misabeled products and other mistakes will not be returned to you – they will be managed downstream by the PaintCare's hauler
- Haulers will identify any “problem” sites so we can check in to determine if additional training is needed.

Pick-Ups and Supplies

- Hauler provides bins, liners, labels, spill kits.
- Must have two (2) bins close to full (about $\frac{3}{4}$) to schedule a pick-up.
- Plan ahead. Pick-ups can take up to 5 days in urban areas, 10 days in rural areas, though usually less.
 - Request pick-up in advance of filling your bins!
- All pick-ups must be scheduled through your hauler.
 - See the cover sheet in the front of your program binder for contact information.

On the Day of Pick-Up

- Identify which bins are full and ready for the hauler.
- Make sure the path between your bins and the hauler's vehicle is clear and at least 4 feet wide to accommodate movement of bins.
- Hauler will load paint into their truck.
- Sign and keep copies of bills-of-lading (provided by hauler at the time of pick-up).

Employee Training

- Any employee accepting paint from the public, placing it in the bins, or ordering pick-ups should be trained on the PaintCare guidelines
- Maintain a record showing that all staff handling PaintCare materials have received this training, and are re-trained annually

Staff Training Record

(forms included
in site binder)

Training Record for Drop-Off Site Staff

Training for Drop-Off Site personnel is based on the PaintCare Retail Drop-Off Site Guidelines and other materials provided to Drop-Off Sites as part of their training requirement. Training includes information on the following:

- PaintCare Drop-Off Sites
- Accepting Program Products
- What is and is not acceptable
- Program operations
- Working with Haulers
- Inspections and records
- Training and safety
- Spill response

Date	Trainee (Print Name) and Signature	Trainer Initials

Record Keeping

- Employee training sheets
- VSQG receipt books
- Bills-of-lading

Keep all records on site for a minimum of three years

Spill Preparedness

- Store the following emergency response equipment in an easily accessible area:
 - Personal protective equipment (PPE);
 - Fire extinguisher; and
 - Spill kit containing safety goggles, gloves, absorbent, plastic bags.
- Inspect all equipment and storage area regularly.
- Post emergency procedures and contact information including police, fire department, and emergency services by a phone near the paint storage area.

Spill Clean-Up

Clean up any spill or release of program products immediately:

1. Isolate the area
2. Use protective gear
3. Place leaking container upright in the spill kit bucket or plastic bag
4. Place absorbent around the spill, then fill in towards source
5. Place barriers around any storm drains
6. Place contaminated absorbent material and protective gear in bag or bucket with leaky container
7. Seal bag or bucket and place in bin
8. Contact PaintCare to replenish spill kit materials as needed

Spill Reporting

- Any spill or release of PaintCare Products to the environment which may cause pollution to waters of the state must be immediately reported to the appropriate governmental authority.
- *Minnesota Duty Officer Hotline
(800) 422-0798*
- Notify PaintCare within 24 hours of any report

Consumer Materials (translations available)



Funding

The program is funded by a PaintCare Recovery Fee added by manufacturers to the price of all architectural paint sold in California. The law also requires each distributor and retailer to include the fee in the price of architectural paint sold in California. Fees are by container size as follows:

Half pint or less	\$ 0.00
More than half pint to less than 1 gallon	\$ 0.35
1 gallon	\$ 0.75
More than 1 gallon to 5 gallons	\$ 1.60

The retail store can choose whether or not to display the fee separately on sales receipts. The fee is not a deposit – you do not receive it back when you drop-off paint for recycling.

The funding is used to recycle all of your unused paint, whether it is from last month or from 20 years ago, and you don't have to buy paint to use the drop-off sites.

Paint Recycling

Paint received at drop-off sites is taken to authorized paint processing facilities where it is properly recycled or disposed.

Who is PaintCare?

PaintCare® is a non-profit 501(c)(3) organization, established by the American Coatings Association to implement state-mandated paint stewardship programs on behalf of paint manufacturers in each state that adopts a paint stewardship law.

PaintCare is currently running or preparing to implement programs in Oregon, California, Connecticut, and Rhode Island.



Paint Drop-Off Sites

PaintCare will establish hundreds of drop-off sites across California at paint retail stores, locally run household hazardous waste facilities, and other locations. When these sites are part of PaintCare, they will accept program products at no additional charge from all residents and certain businesses. To find a site near you, visit paintcare.org or call (855) 724-6809.





Mini Card

Consumer Brochure

Posters



Recycle your paint here.

[DURING BUSINESS HOURS ONLY]

ACCEPTABLE

- Latex house paint
- Oil based house paint
- Primer
- Stains and sealers
- Varnish & shellac
- All brands

NOT ACCEPTABLE

- Paint thinner
- Two-component paints
- Aerosols
- Other chemicals

PLEASE DON'T BRING CONTAINERS THAT ARE

- Leaking
- Unlabeled
- Empty



Recycle with PaintCare

For a complete list of acceptable products, please ask for the PaintCare brochure, call (855) 724-6809 or visit www.paintcare.org.

NO DUMPING

STOP!
IT'S ILLEGAL
to dump or abandon
Paint, Oil, or other
Hazardous Waste



THIS AREA MAY BE UNDER
VIDEO SURVEILLANCE

Violators Will Be Prosecuted

FAQs

- How many cans does the standard PaintCare bin hold?
Approximately 100-120 one-gallon cans, depending on bin type.
- Do we only accept brands sold in our store?
No, all brands are included, even ones you don't sell.
- Can we turn contractors away?
No, this program is for households and businesses. You may limit your per-customer drop-off volume to 5 gallons.

FAQs

- Can store waste be placed in the PaintCare bins?
Mistints and returned program products are accepted, but obsolete products should be managed by the system your store currently has in place.
- Can we charge a fee for consumers to drop their program products at our store?
No. The customer has already paid for the service through the fee.
- How do we get more brochures?
Contact PaintCare for additional brochures, posters, signs.