



New York Paint Stewardship Program

2025 Annual Report


Submitted To

Division of Materials Management
Department of Environmental Conservation
625 Broadway Albany, NY 12233

Submitted By

Andrew Radin
New York Program Manager
(315) 317-4346, aradin@paint.org

PaintCare New York LLC
901 New York Ave NW, Washington, DC 20001
(855) 724-6809
June 2, 2026



Contents

Executive Summary	4
New York Paint Stewardship Law	4
Program Highlights	4
Program Plan and Annual Report	5
Section 1. Paint Collection and Transportation	6
A. Drop-Off Sites and Services	6
B. Convenience Criteria	12
C. Paint Collection Procedures	21
D. Paint Transportation	22
Section 2. Paint Collection Volume and Processing Methods	23
A. Collection Volume and Recovery Rate	23
B. Paint Processing Methods and Volume	23
C. Latex Paint Processing Methods and Processors	24
D. Oil-Based Paint Processing Methods and Processors	25
E. Paint Collection Volume by Site Type or Service	27
F. Container Recycling	27
Section 3. Independent Audit and Financial Summary	28
A. Independent Financial Audit	28
B. Financial Summary and Discussion	28
B1. Revenue and Expense Categories	28
B2. Financial Summary	29
C. Reserves	31
D. Evaluation of the Program's Funding Mechanism	31
E. Three-Year Projections	32
Section 4. Communications	35
A. Outreach Activities	35
A1. Introduction	35
A2. Point of Sale Print Materials	36
A3. Fact Sheets	37
A4. Website	38

A5. Translations	39
A6. Signs for Drop-Off Sites	39
A7. Press Coverage	39
A8. Awards	40
A9. Digital Advertising	40
A10. Streaming Audio	43
A11. Social Media	43
A12. Video	48
A13. Television	48
A14. Radio	48
A15. Print Advertising	48
A16. Outdoor Advertising	50
A17. Joint Outreach	54
A18. Face-to-Face	54
B. Awareness Survey	58
Section 5. 2025 and Future	59
A. Operations	59
B. Communications	59
C. Proposed Changes to the Program	59
Maps	
Year-Round Drop-Off Sites	17
Supplemental Drop-Off Sites	18
Year-Round and Supplemental Drop-Off Sites	19
Direct Pickup Sites	20
Appendices	
A. Drop-Off Sites and Services	
B. Independent Financial Audit	
C. Samples of Outreach Materials	
D. Awareness Survey	
E. PaintCare Drop-Off Site Guidelines	

Executive Summary

NEW YORK PAINT STEWARDSHIP LAW

PaintCare is the representative stewardship organization for the New York Paint Stewardship Program codified in New York State Environmental Conservation Law, Article 27 – Reduction, Collection, Reuse, Recycling, Treatment and Disposal of Solid Waste, Title 20 – Postconsumer Paint Collection Program. The New York program began in May 2022.

The broad goals of the program are for paint manufacturers to implement and manage the finances of a statewide paint stewardship program to reduce the generation of postconsumer paint, promote using up leftover paint, and facilitate the recycling and proper disposal of unwanted postconsumer paint. The program aims to increase opportunities to properly manage leftover paint, offer cost-saving opportunities to local governments, and manage the paint collected in an environmentally and economically sound manner.

PROGRAM HIGHLIGHTS

Drop-Off Sites. The program had 388 year-round paint drop-off sites at the end of the year; 343 were paint retailers, representing 29% of likely paint retail participants. The remaining sites included eight household hazardous waste (HHW) facilities, 19 transfer stations, eight reuse stores, five recycling centers, one paint recycler, one landfill, and three other sites.

The program also managed paint from supplemental drop-off sites that included two seasonal HHW facilities, two seasonal transfer stations, 119 HHW events, seven sites that accepted paint for part of the year, 27 non-PaintCare paint-only events, six PaintCare drop-off events, nine New York clean sweep events, and one town garage.

During the year, 99.3% of New York residents lived within 15 miles of a drop-off site.

PaintCare also managed paint from five drop-off sites in New York City operated by the City's Department of Sanitation (DSNY).

Services. The program provided 270 direct pickups from businesses and others that had either (1) accumulated more than 100 gallons of paint (considered large volume pickups or LVPs) at their locations, or (2) were categorized as small quantity hazardous waste generators (SQG) or large quantity hazardous waste generators (LQG). The program serviced two locations set up as recurring large volume pickup (RLVP) sites.

PaintCare also partnered with five HHW door-to-door (D2D) collection programs.

Paint Collection Volume. The program collected 774,907 gallons of postconsumer paint, representing a 4.7% increase over 2024.

Paint Processing. Latex paint was 80% of the paint processed: less than one percent was reused, 88.9% was made into recycled-content paint, 2.5% was processed for energy recovery, and 8.2% was landfilled. Oil-based paint was 20% of the paint processed: less than one percent was reused, 5.6% was made into recycled-content paint, 85.9% was processed for energy recovery, and 8.5% was incinerated.

Revenue and Expenses. The program was financed through a fee on new paint sales: 45 cents on small containers, 95 cents on medium containers, and \$1.95 on large containers. Approximately 23.1 million gallons of architectural paints were sold in the state, a 5.7% decrease from 2024, and the program collected \$16,039,289 in revenue from these sales, representing a 7.2% decrease from the previous year.

Expenses, including paint transportation and processing, communications, staffing, and administration were \$13,017,848. The program ended the year with net assets of \$20,471,141. The total program cost per gallon of paint collected was \$16.80.

Paint Recovery Rate. The recovery rate—the volume of postconsumer paint collected divided by the volume of new paint sales in the same period—was 3.4%.

Awards. In June, PaintCare received the Corporate Stewardship Excellence Award given by the Product Stewardship Institute. In October, PaintCare received the Platinum Award for Integrated Marketing given by the MarCom international creative competition for the 3 Simple Rules for Painting Smarter promotional campaign.

Communications. Public outreach activities included the distribution of point-of-sale print materials, fact sheets, and signage, as well as messaging delivered via digital ads, streaming audio, social media, video, television, radio, print ads, and outdoor ads.

Operations. PaintCare staff visited hundreds of paint retailers, reuse operations, and municipalities throughout the state in an ongoing effort to establish a network of convenient drop-off sites for leftover paint. All locations that elected to voluntarily serve as a drop-off site for PaintCare were provided with in-person training regarding program-eligible materials. Reusable bins were made available to retail sites to store paint awaiting pickup and subsequent transport to processing facilities. At the end of 2025, 388 locations were serving as PaintCare drop-off sites, a 10% increase over the previous year.

PROGRAM PLAN AND ANNUAL REPORT

The State's paint stewardship law required the approval of a program plan prior to the start of the program. Program plans and annual reports are available on PaintCare's website.

Section 1. Paint Collection and Transportation

Annual Report Statutory Citation

Paragraph 1 of Section 27-2005 requires PaintCare to submit an annual report that includes, in relevant part:

(a) A detailed description of the methods used to collect, transport and process postconsumer paint in the state including detailing collection methods made available to consumers and an evaluation of the program's collection convenience.

A. DROP-OFF SITES AND SERVICES

The overall goal of the program is to increase recycling opportunities for households, businesses, and others with leftover paint. All suitable locations were invited to participate as paint drop-off sites, provided they meet the program's operational requirements. PaintCare partners with paint retailers, hardware stores, lumber centers, material reuse stores, household hazardous waste programs, solid waste facilities (e.g., transfer stations, recycling centers, landfills), and other site types to serve as paint drop-off sites.

The program's drop-off sites and services are summarized in the following tables. PaintCare considers a site (including events) as year-round if it was open at least one day per month in the reporting year or if it is a new site and the site plans to be open at least one day per month going forward.

Sites that are open less frequently are considered supplemental sites. Sites that stopped participating in the program during the year are listed as "partial year." All sites and HHW D2D collection program sponsors are listed in the appendix.

YEAR-ROUND DROP-OFF SITES

Site Type	2023	2024	2025
Household Hazardous Waste Facility	8	8	8
Landfill	1	1	1
Other Site	1	1	3
Paint Recycler	2	2	1
Paint Retailer	292	316	343
Recycling Center	4	5	5
Reuse Store	8	9	8
Transfer Station	8	10	19
Total Sites	324	352	388

SUPPLEMENTAL DROP-OFF SITES

Site Type	2023	2024	2025
Household Hazardous Waste Event Site/Number of Events	82/122	86/122	82/119
Household Hazardous Waste Facility (Seasonal)	2	2	2
Other Site	1	2	1
Other Event Site (DEC Clean Sweep)/Number of Events	8/8	0	9/9
Paint-Only Event (Non-PaintCare) Site/Number of Events	23/23	23/23	26/27
PaintCare Drop-off Events	3/3	1/1	5/6
Paint Recycler (Partial Year)	0	0	1
Paint Retailer (Partial Year)	2	2	4
Reuse Store (Partial Year)	2	0	2
Transfer Station (Seasonal)	1	2	2
Total Sites	124	118	134

SPECIAL SITES (NON-PAINTCARE)

Site Type	2023	2024	2025
DSNY Special Waste Site	5	5	5

SERVICES

Site/Service Type	2023	2024	2025
Direct Pickup Site/Number of Pickups	308/338	291/318	252/270
Recurring Large Volume Pickup Site	2	2	2
HHW Door-to-Door Collection Program	5	5	5

The program's drop-off sites and services are described below.

Household Hazardous Waste Programs. PaintCare partners with household hazardous waste programs—either directly or indirectly—to cover the costs of their paint collection bins, transportation, processing and in some cases additional on-site paint management activities. HHW programs are typically good program

partners because they have an existing customer base and provide an “all-in-one” HHW drop-off opportunity.

Paint Retailers. At the end of the year, PaintCare identified 1,567 paint retailers—including paint, hardware, and home improvement stores—with 1,188 considered potential paint retail drop-off sites. This number may change from year to year as stores open and close. PaintCare does not consider a store to be a potential drop-off site if it belongs to a corporate chain and the corporate headquarters has indicated that—as a group—they are not interested in serving as drop-off sites at this time. These are primarily big box stores, but they have included some non-big box stores in the past.

Of the 1,188 potential retail drop-off sites, 343 (29%) were participating as drop-off sites at the end of the year. Retail participation as a drop-off site is voluntary, and sites are not compensated.

PaintCare regularly visited paint retailers throughout the state to answer program questions and highlight the benefits of becoming a paint drop-off site. As a result, the network of drop-off locations continued to grow throughout the year.



Example of PaintCare Point-of-Sale Information Provided to Retailers



Paint Retailer in Ithaca Promoting PaintCare

Reuse Stores. A special group of retailers are material reuse stores. Even though only some of these stores sell paint, they are potential drop-off sites. Those who are drop-off sites may operate paint reuse programs by donating or selling good quality leftover paint back to the local community to use, rather than sending it downstream through PaintCare for processing. PaintCare provided compensation for reuse services.

Of the potential 37 reuse store drop-off sites, eight (22%) were participating as drop-off sites at the end of the year. Seven of these locations participated in the reuse program.

Solid Waste Facilities. PaintCare partners with solid waste facilities, including transfer stations, recycling centers, and landfills, to be paint drop-off sites for their customers.

At the end of the year, 25 year-round municipal solid waste facilities were serving as drop-off sites.



PaintCare Sign at Solid Waste Facility Drop-Off Site

Paint Recycler. Empire Recycled Paint in Syracuse and GreenSheen Paint in Rotterdam served as drop-off sites for the program, and also conducted latex paint recycling. They accepted large quantities of leftover paint from eligible program participants in the state. In mid-2025, Empire Recycled Paint ceased operations. PaintCare assigned GreenSheen Paint to pick up paint from drop-off sites that were previously serviced by Empire.



PaintCare Sign at Recycling Facility

Other Site: Four municipalities served as PaintCare drop-off sites in 2025: Oriskany Falls Department of Public Works, St. Lawrence County Highway Facility, and the Town of North Collins (year-round drop-off sites); the Town of Schaghticoke Highway Garage (supplemental drop-off site) collected paint from April through November.

Special Sites. DSNY operated five special waste drop-off sites—one located in each borough. These sites were not contracted with PaintCare for direct service; however, PaintCare covered the cost of processing the paint collected at these sites through an agreement with DSNY’s service provider, Veolia. Since these sites were not considered PaintCare sites, we did not promote them to the public or count them in our convenience analysis, but we did include the paint volume collected and processed from these sites since PaintCare managed those aspects of the paint management at PaintCare’s expense.

PaintCare Events. PaintCare held six paint drop-off events to help clean out large volumes of stored-up paint and to increase paint drop-off opportunities.

Paint-Only Events (Non-PaintCare). GreenSheen Paint organized its own paint-only collection events with PaintCare covering costs to transport and process program eligible materials.

Direct Pickup Service. PaintCare’s large volume pickup service (LVP) provided a convenient option for painting contractors and other eligible program participants who accumulated large volumes of paint. The minimum amount to receive a direct pickup is 50 gallons in the five boroughs of New York City and 100

gallons across the remainder of the state. Typically, users of the service have accumulated paint over many years due to the institutional, logistical, and financial barriers to disposal. PaintCare aimed to remove these barriers by providing a free and convenient service. Common users of this service include contractors, builders, property managers, academic institutions, and homeowners, and are further described in the appendix.

In addition to the LVP service, PaintCare offered a pickup service to SQG and LQG generators in New York with volumes below 100 gallons. This service was offered in lieu of other drop-off opportunities which were not currently permissible under New York law.

Recurring Large Volume Pickup Service (RLVP). Some LVP sites receive pickups on an on-going basis. These RLVP sites sign a contract with PaintCare to allow them to keep PaintCare collection bins on site and fill them as they accumulate leftover paint. In addition, staff at these locations are trained by PaintCare how to segregate products and store them until picked up by a transporter.

HHW Door-to-Door Collection Programs. D2D collection of household hazardous waste materials was provided by five communities and included collection of PaintCare products. PaintCare was not involved with the D2D collection component of these programs; however, the program-eligible material collected through those programs was subsequently processed through the PaintCare program and is included in the program totals.

B. CONVENIENCE CRITERIA

PaintCare analyzed the convenience level offered by drop-off sites using ArcGIS, a mapping and analytics software, and 2020 U.S. Census Bureau population data. Urban Areas are densely populated areas with 5,000 or more residents. As a result, PaintCare is using Urban Area data for density analysis.

Some sites (e.g., HHW facilities) have geographic limitations; they are only available to residents of their own city, county, or jurisdiction (i.e., residents of other jurisdictions are not allowed to use the site to drop off HHW/paint even if they live close by). For these sites, PaintCare tracks their service area restrictions and only counts the population for those residents who are (1) within a 15-mile radius, and (2) within the site's service area.

PaintCare established goals to provide paint drop-off sites according to the criteria that follow. However, in contrast to the protocol used by PaintCare for convenience analysis in most other PaintCare states, PaintCare is presenting the convenience analyses in New York with the following limitations to align with DEC's interpretation of the relevant statutory language: (1) each drop-off site is included (counted towards) in one of the two convenience criteria, not both, and (2) only year-round drop-off sites are used to measure progress in meeting the convenience goals. Supplemental sites such as HHW events are thus not included in the convenience analysis presented below under the "DEC protocol" heading.

PaintCare also conducted convenience analysis using its standard protocol (reflecting PaintCare's interpretation of the relevant statutory language) to allow for a uniform comparison with other PaintCare states. Under PaintCare's protocol, (1) a drop-off site can be counted towards both convenience criteria, if

applicable, and (2) both year-round and supplemental drop-off sites are used to measure progress in meeting the convenience goals. The results from both methods are provided below.

Distribution Criterion. Provide 90% of the state's residents access to a drop-off site within 15 miles.

DEC protocol: To meet this criterion using the DEC protocol, in addition to all 140 year-round sites located outside of urban areas, 36 year-round sites located within urban areas were included in the analysis to achieve the distribution criterion of 92.8%. Of the 36 sites in urban areas, 35 were sites that exceeded the target number of sites needed in urban areas, and one was a site that would otherwise contribute to meeting the target number of sites in urban areas. The 36 sites in urban areas used to meet the distribution criteria were not included in the density analysis (per DEC protocol).

PaintCare protocol: Including all the program's 388 year-round drop-off sites in the distribution analysis (140 sites outside of urban areas and 248 sites within urban areas), provided 99% of the state's residents access to a year-round drop-off site within 15 miles. When supplemental sites were included, coverage increased to 99.3%.

Density Criterion. Provide one additional drop-off site for every 50,000 residents of an Urban Area.

DEC protocol: The following table shows the population centers in the state, the target number of sites the program should provide, and the level of service the program had at year-end with year-round sites only and excluding the 36 sites located in urban areas that were used to meet the distribution criterion.

TARGET NUMBER OF PAINT DROP-OFF SITES IN URBAN AREAS

Census Bureau Urban Area	Population in New York	Target Number of Sites	Number of Year-Round Sites	Number of Additional Sites Needed
Albany–Schenectady	593,142	11	11	0
Binghamton	155,942	3	3	0
Bridgeport–Stamford	55,434	1	1	0
Buffalo	948,864	18	18	0
Elmira	62,468	1	1	0
Glens Falls	71,191	1	1	0
Ithaca	59,102	1	1	0
Kingston	50,254	1	1	0
Kiryas Joel	71,582	1	1	0
Middletown	61,516	1	1	0
New York–Newark	12,909,844	258	144	114
Poughkeepsie–Newburgh	314,766	6	6	0
Riverhead–Southold	51,120	1	1	0
Rochester	704,327	14	14	0
Saratoga Springs	75,684	1	1	0
Syracuse	413,660	8	8	0
Utica	119,059	2	2	0
Watertown	51,832	1	1	0

To correspond with the New York Program Plan, the following table provides additional details about the number of sites by county for the New York-Newark urban area. (Note: The total number of sites needed decreased by a few when breaking the urban area into smaller areas due to rounding.)

NEW YORK-NEWARK URBAN AREA BREAKDOWN

County	Population in New York	Target Number of Sites	Number of Year-Round Sites	Number of Additional Sites Needed
Bronx	1,472,657	29	6	23
Kings (Brooklyn)	2,736,074	54	28	26
Nassau	1,389,785	27	25	2
New York (Manhattan)	1,694,251	33	12	21
Putnam	57,886	1	0	1
Queens	2,405,390	48	20	28
Richmond (Staten Island)	495,747	9	4	5
Rockland	337,010	6	4	2
Suffolk	1,418,173	28	28	0
Westchester	902,871	18	13	5

PaintCare protocol: The following table shows the population centers in the state, the target number of sites the program should provide, and the level of service the program had at year-end when including all year-round and supplemental sites in the urban areas in the density analysis.

TARGET NUMBER OF PAINT DROP-OFF SITES IN URBAN AREAS

Census Bureau Urban Area	Population in New York	Target Number of Sites	Number of Year-Round Sites	Number of Year-Round & Supplemental Sites	Number of Additional Sites Needed
Albany–Schenectady	593,142	11	20	27	0
Binghamton	155,942	3	3	4	0
Bridgeport–Stamford	55,434	1	1	1	0
Buffalo	948,864	18	18	32	0
Elmira	62,468	1	1	2	0
Glens Falls	71,191	1	3	5	0
Ithaca	59,102	1	3	4	0
Kingston	50,254	1	4	6	0
Kiryas Joel	71,582	1	2	2	0
Middletown	61,516	1	2	2	0
New York–Newark	12,909,844	258	145	170	88
Poughkeepsie–Newburgh	314,766	6	7	8	0
Riverhead–Southold	51,120	1	1	3	0
Rochester	704,327	14	18	18	0
Saratoga Springs	75,684	1	2	3	0
Syracuse	413,660	8	11	13	0
Utica	119,059	2	4	5	0
Watertown	51,832	1	3	3	0

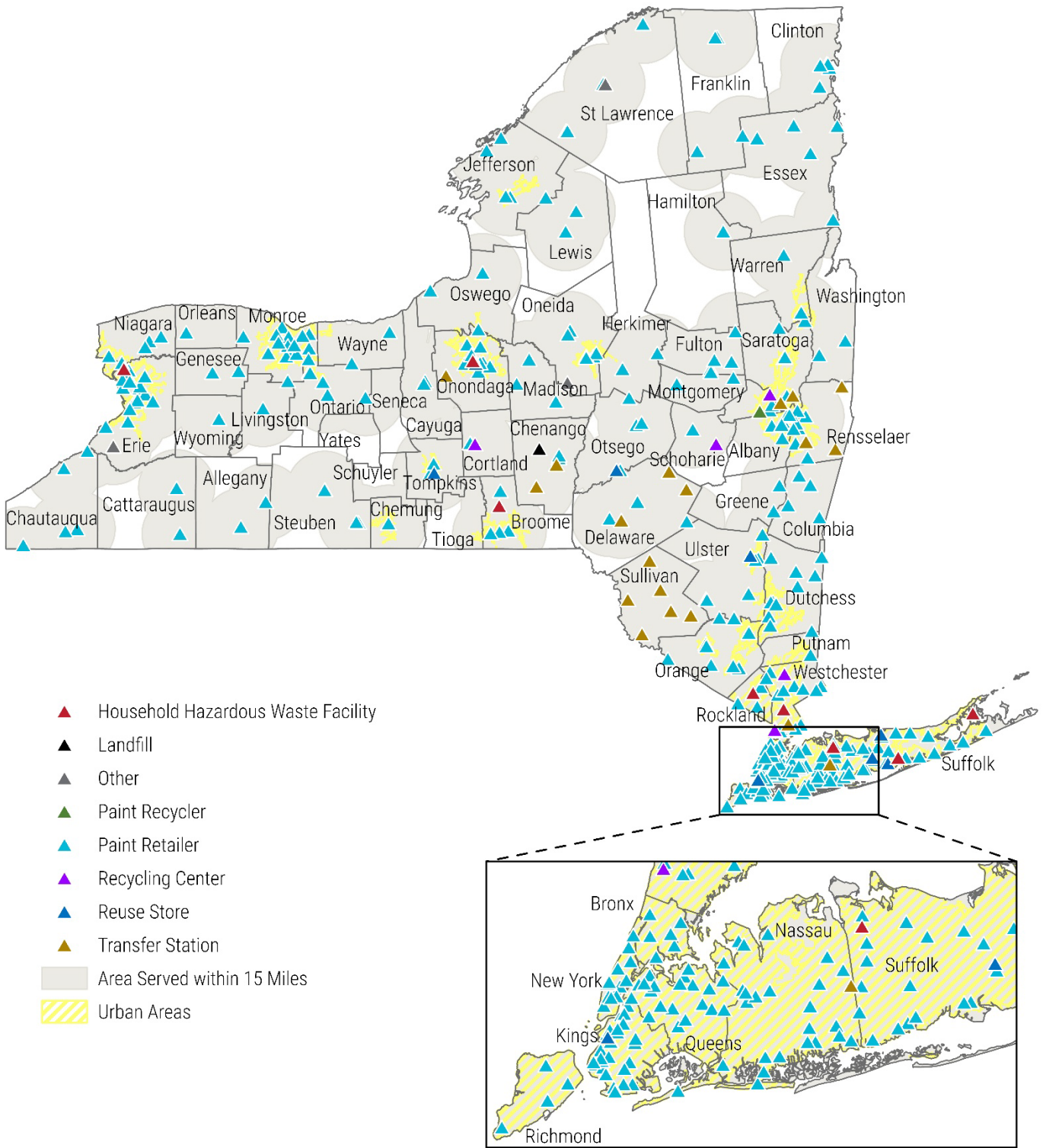
To correspond with the New York Program Plan, the following table provides additional details about the number of sites by county for the New York-Newark urban area. (Note: The total number of sites needed decreased by a few when breaking the urban area into smaller areas due to rounding.)

NEW YORK-NEWARK URBAN AREA BREAKDOWN

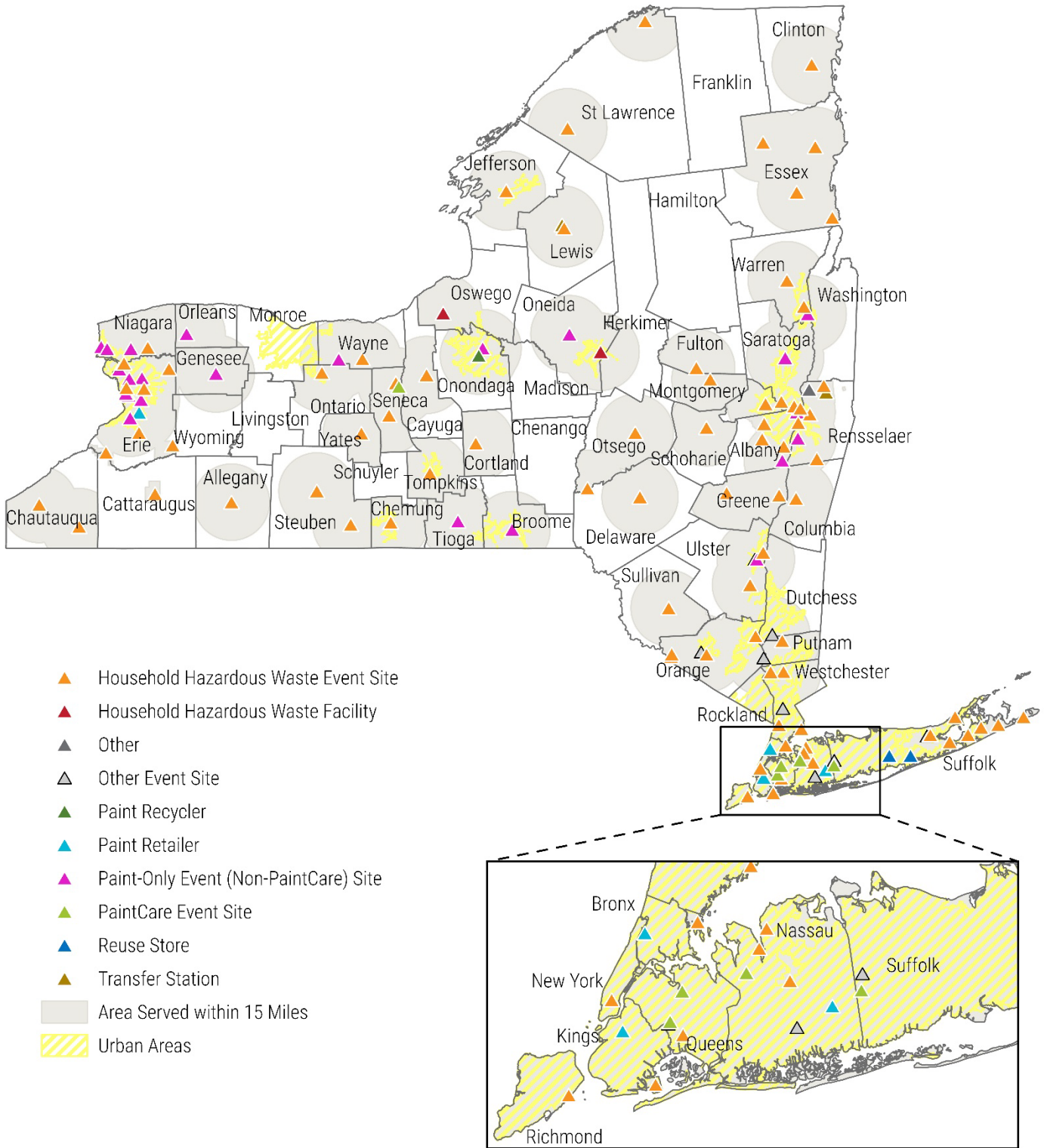
County	Population in New York	Target Number of Sites	Number of Year-Round Sites	Number of Year-Round & Supplemental Sites	Number of Additional Sites Needed
Bronx	1,472,657	29	6	7	22
Kings (Brooklyn)	2,736,074	54	28	30	24
Nassau	1,389,785	27	25	30	0
New York (Manhattan)	1,694,251	33	12	13	20
Putnam	57,886	1	0	0	1
Queens	2,405,390	48	21	25	23
Richmond (Staten Island)	495,747	9	4	5	4
Rockland	337,010	6	4	4	2
Suffolk	1,418,173	28	32	37	0
Westchester	902,871	18	13	19	0

Maps. The following maps show the locations of the sites and services available during the year: (1) year-round sites; (2) supplemental sites; (3) year-round and supplemental sites; and (4) direct pickup sites, which were not included when conducting convenience analysis.

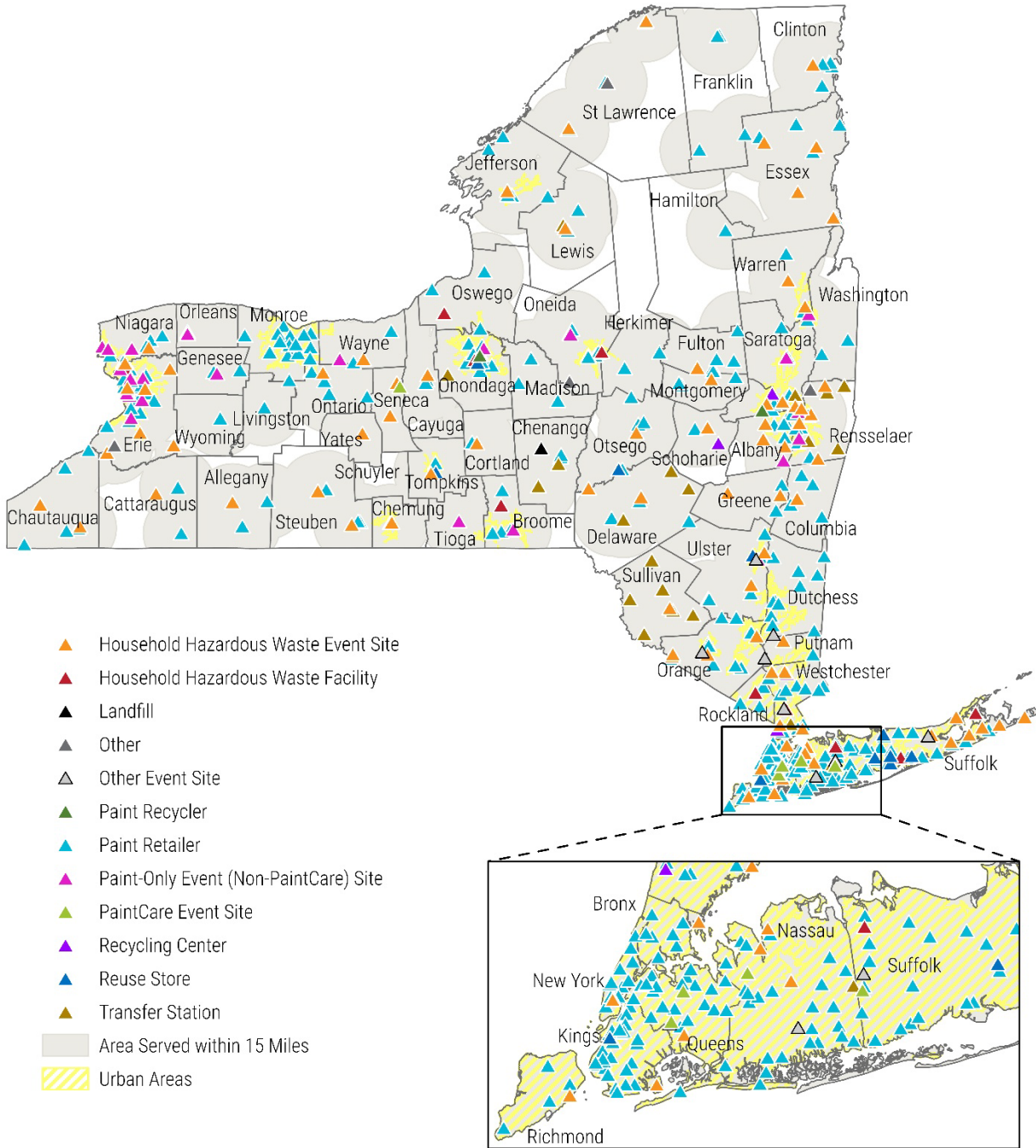
YEAR-ROUND SITES



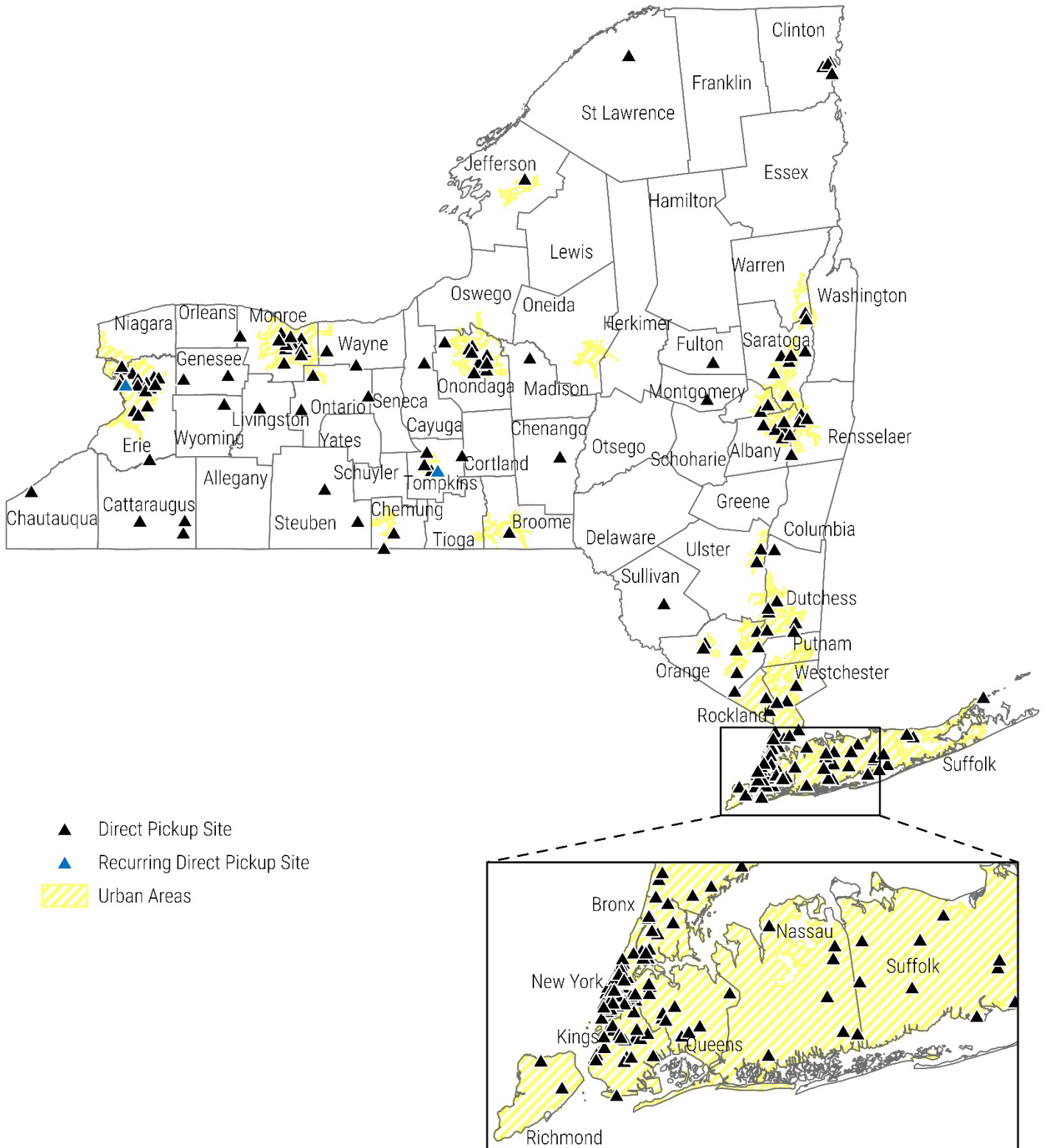
SUPPLEMENTAL SITES



YEAR-ROUND AND SUPPLEMENTAL SITES



DIRECT PICKUP SITES



C. PAINT COLLECTION PROCEDURES

The program has agreements with owners or operators of all drop-off sites, and other partners, that set forth collection procedures. PaintCare agreements require that sites meet all requirements of local, state, and federal law, regulations, and policies.

All new sites (other than LVPs) received a program procedures manual and all sites (other than HHWs and LVPs) also received an on-site, in-person training that covered topics in the manual including identification and screening of program products, paint storage, spill response, arranging to have paint picked up, and record keeping. A copy of the current site guidelines from the procedures manual for drop-off sites is included in the appendix.

Site personnel are required to visually inspect, but not open, containers of paint to confirm that they are acceptable program products and then place them in spill proof collection bins provided by the program. Unlabeled and leaking containers are not accepted at retail or other non-HHW sites; however, trained staff at HHW facilities and events can accept and prepare them for management under their program to the extent permissible under applicable law.

PaintCare staff visit most drop-off sites on a regular basis to check on their operations and to provide additional training and consumer outreach materials as needed.

Permits. DEC requires all participating drop-off sites in the program to complete the NYS Postconsumer Paint Collection Program Paint Collection Site Certification Form. This Certification Form, along with a duly executed drop-off site agreement between PaintCare New York LLC and the drop-off site, serves to register the drop-off site in accordance with the New York Paint Stewardship Program Plan as approved by the DEC. PaintCare assists sites with the submission of the Certification Form to the DEC.

D. PAINT TRANSPORTATION

PaintCare contracted with the following companies for transportation services. Individual sites are assigned to transporters based on costs and logistics.

TRANSPORTERS

Name	Site Types Served
Clean Harbors	HHW Event/Facility, LVP/RLVP, Direct Pickup, Other Site, PaintCare Event, Paint Retailer, Reuse Store
Empire Recycled Paint	HHW Door-to-Door Collection Program, Latex Paint Recycler, Other Site, Paint-Only Event (Non-PaintCare), Paint Retailer, Reuse Store, Solid Waste Facility
Environmental Services Group	HHW Facility/Event
GreenSheen	Latex Paint Recycler, LVP/RLVP, Other Site, PaintCare Event, Paint-Only Event (Non-PaintCare), Paint Retailer, Reuse Store, Solid Waste Facility
Miller Environmental Group	HHW Facility
MXI	HHW Event/Facility
North Ward	HHW Event/Facility
Veolia	HHW Event/Facility
Waste Management	HHW Door-to-Door Collection Program

Section 2. Paint Collection Volume and Processing Methods

Annual Report Statutory Citation

Paragraph 1 of Section 27-2005 requires PaintCare to submit an annual report that includes, in relevant part:

(a) A detailed description of the methods used to collect, transport and process postconsumer paint in the state including detailing collection methods made available to consumers and an evaluation of the program's collection convenience.

(b) The overall volume of postconsumer paint collected in the state.

(c) The volume and type of postconsumer paint collected in the state by method of disposition, including reuse, recycling and other methods of processing or disposal.

A. COLLECTION VOLUME AND RECOVERY RATE

The table below provides the gallons of paint collected, gallons of new paint sales, and the resulting recovery rate. The recovery rate is a ratio of the volume (number of gallons) of paint collected compared to the volume of paint sold in the program during the same time period.

GALLONS COLLECTED, SOLD, AND RECOVERY RATE

Description	2023	2024	2025
Paint Collected (gallons)	740,008	740,443	774,907
New Paint Sold (gallons)	24,620,410	24,480,294	23,104,980
Recovery Rate	3%	3%	3.4%

PaintCare typically receives reports of gross pounds of paint collected, along with the number of bins or other collection containers from its transporters or drop-off site partners. Gallons of paint collected are calculated by removing the estimated weight of collection bins and paint cans and converting the remaining weight to volume, typically using 10 pounds per gallon for the conversion.

An estimate of gallons collected at each site during the year is included in the appendix.

B. PAINT PROCESSING METHODS AND VOLUME

The following tables provide the volumes and paint processing methods for latex and oil-based paint during the year. Descriptions of the processing methods follow the tables. Processed volume differs from collected volume because not all paint is processed in the same year that it is collected; the volumes reported as processed in one year may include some paint that was collected at the end of the previous year. Due to rounding, percentages may not add up to 100%.

LATEX PAINT PROCESSING METHODS

Method	2023 Gallons	2023 Percent	2024 Gallons	2024 Percent	2025 Gallons	2025 Percent
Reuse	3,307	<1	2,836	<1	2,769	<1
Paint-to-Paint Recycling	464,446	83	476,100	85	580,769	89
Energy Recovery	41,844	7	35,287	6	16,267	3
Disposal	52,816	9	48,065	9	53,505	8
Total	562,413	100	562,288	100	653,310	100

OIL-BASED PAINT PROCESSING METHODS

Method	2023 Gallons	2023 Percent	2024 Gallons	2024 Percent	2025 Gallons	2025 Percent
Reuse	42	<1	242	<1	31	<1
Paint-to-Paint Recycling	16,308	10	10,444	7	8,804	6
Energy Recovery	138,316	88	129,219	91	136,143	86
Incineration	2,425	2	2,535	2	13,497	9
Total	157,091	100	142,440	100	158,475	100

C. LATEX PAINT PROCESSING METHODS AND PROCESSORS

The following methods were used to process latex paint:

Reuse. Latex paint was sold or given away in its original labeled containers without any alteration of the container contents.

Paint-to-Paint Recycling. Latex paint was sorted, blended, and sometimes re-tinted into recycled-content latex paint for local use or domestic or international sale.

Energy Recovery. Latex paint unsuitable for recycled-content paint was processed for energy recovery at a waste-to-energy facility.

Disposal. Dry or solidified latex paint was landfilled. Some liquid latex paint was also used as alternative daily cover (ADC), which is considered disposal in New York.

LATEX PAINT PROCESSORS

Processor	Location	Process
Albany County Landfill	Albany, NY	Disposal
Eco Safe Landfill	Blountville, TN	Disposal
Empire Recycled Paint	Syracuse, NY	Paint-to-Paint Recycling
GDB International	Pinckneyville, IL	Paint-to-Paint Recycling
GDB International	Nashville, IL	Paint-to-Paint Recycling
GreenSheen	Rotterdam, NY	Paint-to-Paint Recycling, Reuse
MXI	Abingdon, VA	Paint-to-Paint Recycling
Onondaga County RRA	Jamesville, NY	Energy Recovery
PaintCare Events	Various	Reuse
Perry Ridge Landfill	Du Quoin, IL	Disposal
Reuse Stores	Various	Reuse

D. OIL-BASED PAINT PROCESSING METHODS AND PROCESSORS

The following methods were used to process oil-based paint:

Reuse. Oil-based paint was sold or given away in its original labeled containers without any alteration of the container contents.

Paint-to-Paint Recycling. Oil-based paint was sorted and blended into recycled-content oil-based paint for domestic or international sale.

Energy Recovery. Oil-based paint was processed for energy recovery at a waste-to-energy facility and/or cement kiln.

Incineration. Oil-based paint was incinerated.

OIL-BASED PAINT PROCESSORS

Processor	Location	Process
Buzzi Unicem	Cape Girardeau, MO	Energy Recovery
Buzzi Unicem	Greencastle, IN	Energy Recovery
Clean Harbors	Corunna, ON	Incineration
Clean Harbors	Kimball, NE	Incineration
Clean Harbors	Eldorado, AR	Incineration
Geocycle	Holly Hill, SC	Energy Recovery
Giant Resource Recovery	Harleyville, SC	Energy Recovery
Green America	Hannibal, MO	Energy Recovery
Heidelberg Materials	Logansport, IN	Energy Recovery
Heidelberg Materials	Nazareth, PA	Energy Recovery
Holcim	Holly Hill, SC	Energy Recovery
Keystone Cement	Bath, PA	Energy Recovery
Loop	Niagara Falls, ON	Paint-to-Paint Recycling
Reuse Stores	Various	Reuse

E. PAINT COLLECTION VOLUME BY SITE TYPE OR SERVICE

The following table shows the volume of paint collected by site type or service. Due to rounding, percentages may not add up to 100%.

COLLECTION VOLUME BY SITE TYPE OR SERVICE

Site Type/Service	2023 Gallons	2023 Percent	2024 Gallons	2024 Percent	2025 Gallons	2025 Percent
Direct Pickup Service	67,326	9	53,495	7	46,374	6
HHW D2D Collection Program	1,618	<1	1,306	<1	1,266	<1
HHW Event	173,383	23	141,740	19	120,212	16
HHW Facility	91,675	12	108,805	15	99,917	13
HHW Seasonal Facility	19,137	3	16,746	2	15,918	2
Other Event	4,221	<1	613	<1	9,318	1
Paint-Only Event (Non-PaintCare)	78,026	11	80,823	11	98,300	13
PaintCare Event	3,988	<1	2,315	<1	7,085	1
Paint Recycler	28,691	4	22,167	3	10,559	1
Paint Retailer	218,152	30	260,491	35	293,998	38
Reoccurring Direct Pick Up	152	<1	603	<1	472	<1
Reuse Store	6,793	1	8,643	1	11,174	1
Solid Waste Facilities	22,372	3	24,842	3	27,559	4
Special Sites (DSNY)	24,474	3	17,854	2	20,952	3
Total	740,008	100	740,443	100	774,907	100

F. CONTAINER RECYCLING

The following table shows the tons of metal paint containers recycled during the year.

CONTAINER RECYCLING

	2023	2024	2025
Tons	421	584	472

Section 3. Independent Audit and Financial Summary

Annual Report Statutory Citation

Paragraph 1 of Section 27-2005 requires PaintCare to submit an annual report that includes, in relevant part:

(d) The total cost of implementing the program, as determined by an independent financial audit, as performed by an independent auditor.

A. INDEPENDENT FINANCIAL AUDIT

An independent financial audit of the PaintCare program was conducted by Rogers & Company PLLC. This independent CPA firm conducted the audit in accordance with auditing standards generally accepted in the United States. Those standards require that the firm plan and perform the audit to obtain reasonable assurance about whether the financial statements are free of material misstatements. The audit process includes examining, on a test basis, evidence supporting the amounts and disclosures in the financial statements. The audit also includes assessing the accounting principles used and significant estimates made by management, as well as evaluating the overall financial statement presentation.

In Rogers & Company's opinion, the financial statements of PaintCare present fairly, in all material respects, the financial position as of December 31, 2025, and the changes in its net assets and its cash flows for the year ended in conformity with accounting principles generally accepted in the United States. The independent financial audit of the PaintCare program is available in the appendix.

B. FINANCIAL SUMMARY AND DISCUSSION

B1. Revenue and Expense Categories

Revenue. Revenue is derived from fees on new paint sales.

Expense Categories. With the exception of General and Administrative Allocation, the following expense categories were state-specific costs related to the implementation of the New York program:

Paint Processing. Processing costs were based on the weight, volume of paint, or number of paint collection bins or drums from drop-off sites and services. Processing costs included the cost of sorting bins of comingled latex and oil-based paint from drop-off sites as well as the ultimate recycling or other processing methods.

Paint Transportation. Transportation costs were based on one or more of the following: the number of bins and drums picked up, number of stops, or mileage.

Paint Collection Supplies and Support. Collection supplies and support expenses included paint collection bins, spill kits, training materials, signs, and other related costs for drop-off sites, and LVPs.

Communications. Communications expenses included advertising, printing and distribution of brochures and other outreach materials, media relations, event promotion, conferences & memberships, production, translations, and the awareness survey.

Personnel, Professional Services and Other. Personnel, professional services and other included the direct costs of program staff, travel, legal fees, office supplies, and other logistical and professional support.

Loan Interest. The cost incurred by the program for borrowing funds to cover program expenses prior to program launch. Interest is paid annually through the duration of the loan period.

General and Administrative. General and administrative costs included administrative and corporate staff, back-office support (e.g., information technology, human resources, legal, accounting, and government affairs), insurance, data management systems, annual financial audit, software licenses, professional services for corporate or organization-wide matters, occupancy, general communications, and other supplies and services that support all PaintCare programs. These costs were shared across all PaintCare programs and allocated relative to population. New York's share of the general and administrative allocation was 18.4%.

Interest Income. Interest income is the interest earned on the daily balance of New York's checking account.

B2. Financial Summary

The following table shows program revenue and expenses. Due to rounding, percentages may not add up to 100%, and Total Revenue and/or Total Expenses may differ by a few dollars in some years.

REVENUE AND EXPENSES

Revenue	2023	Percent of Total	2024	Percent of Total	2025	Percent of Total
Small Containers	\$1,801,357	10	\$1,900,959	11	\$1,664,248	10
Medium Containers	10,656,297	62	10,630,437	62	9,745,505	61
Large Containers	4,817,824	28	4,748,823	27	4,629,536	29
Total Revenue	17,275,478	100	17,280,221	100	16,039,289	100
Expenses						
Paint Processing	3,726,473	35	3,719,639	31	4,055,772	31
Paint Transportation	1,783,712	17	1,858,647	16	2,163,998	17
Paint Collection Supplies and Support	563,924	5	524,254	4	706,440	5
Communications	1,940,504	18	2,904,595	25	3,320,149	26
Personnel, Professional Fees, Other	737,908	7	758,129	6	862,954	7
Loan Interest	134,104	1	134,471	1	36,473	<1
General and Administrative	1,624,886	15	1,942,442	16	1,872,062	14
Total Expenses	10,511,510	100	11,842,177	100	13,017,848	100
Interest Income	0		0		264,711	
Change in Net Assets	6,763,968		5,438,042		3,286,212	
Net Assets, Beginning of Year	4,982,919		11,746,887		17,184,929	
Net Assets, End of Year	\$11,746,887		\$17,184,929		\$20,471,141	
Reserve Level	112%		145%		157%	
Cost Per Gallon of Paint Collected	\$14.20		\$15.99		\$16.80	

C. RESERVES

Reserves represent the net assets (investments and/or checking account balance) of the program. Reserves provide the program with a balance that is sufficient to pay its bills in times of either higher than expected paint collection (higher expenses), lower than expected paint sales (lower revenue), or a combination of the two.

D. EVALUATION OF THE PROGRAM'S FUNDING MECHANISM

PaintCare fees placed on the sale of new paints are based on container sizes as follows:

PAINTCARE FEE SCHEDULE

Size	Container Size	Fee
Very Small	Half pint or smaller	\$0.00
Small	Larger than half pint up to smaller than 1 gallon	\$0.45
Medium	1–2 gallons	\$0.95
Large	Larger than 2 gallons up to 5 gallons	\$1.95

Manufacturers and/or their designated representatives reported sales and remitted fees to PaintCare directly.

Based on the program's financial performance, no adjustment to either the fee structure or the reporting system is presently necessary.

E. THREE-YEAR PROJECTIONS

Three-year projections are an important exercise that can help provide the program with financial guidance. Projections are used for planning purposes only and should not be construed as representing actual program revenue, expenses, or budgets.

Revenue. Year-Over-Year revenues are expected to increase by 2.8% between 2025 and 2026 before increasing in 2027 and 2028 by 1% and 1.3% respectively in the wake of projected increased paint sales. Revenues are expected to continue to cover all program costs in the next three years.

Changes to paint sales volumes would alter actual revenue available when compared to the forecast provided.

Expenses. Year-over-year expenses are expected to increase by 17% between 2025 and 2026; 10.5% between 2026 and 2027; and 2.6% between 2027 and 2028. There are several factors driving these increases, including:

- Increased investment in public education and communications.
- Increased expenses for transportation and processing due to recovery of additional paint volumes driven by increased public awareness of the program, addition of new drop-off sites and implementation of a door-to-door pick-up program on Staten Island.
- Increased vendor rates and inflationary impacts.

On a per expense category basis, Paint Processing is projected to increase by 4.4%, 8%, and 4% year over year for 2026, 2027, and 2028, respectively; Paint Transportation is expected to increase by 5%, 8%, and 3% year over year over the 3-year timeframe; and Collection and Support is expected to increase by 3.3%, 8%, and 4% year over year over the 3-year timeframe as PaintCare invests in infrastructure support to enable the exterior storage of recovered paint at drop off sites and the purchase of additional reusable paint storage bins. These cost areas for paint collection, transportation, and processing represent about 50% of total annual program costs. The next largest program cost area, Public Education and Communications, is expected to represent about 33% of total program costs in 2026 and is discussed below.

Investment in Public Education/Communications, including paid advertising via electronic media (TV and Radio), internet/online platforms, including social media and web-based advertising, and Out-Of-Home (OOH) ads, such as highway and transit billboards, is projected at \$5 million in 2026, increasing to \$6 million annually through 2028.

Personnel and Professional Fees are projected to decrease by 8% in 2026, and then increase by 15% on average through 2028.

With the addition of the Illinois and Maryland programs to the allocation formula, New York's share of the General and Administrative costs decreased in 2025 and is expected to gradually increase by about 2% on average annually over the next three years.

As mentioned under the Revenue section above, revenues from paint sales are expected to cover all program costs for the upcoming 3-year period.

Changes to expenses, especially in paint collection volume and pricing, would alter actual expenses when compared to the forecast provided.

Net Assets/Reserves. This forecast shows decreasing change in net assets and reserve levels through 2028 in the wake of increased investment in Communications, coupled with increasing expenses associated with transportation and processing. No change in the program fee is contemplated at this time.

THREE-YEAR PROJECTIONS

	Actual	Projections		
Revenue	2025	2026	2027	2028
Small Containers	\$1,664,248	\$1,733,733	\$1,757,448	\$1,751,632
Medium Containers	9,745,505	10,007,862	10,092,908	10,262,310
Large Containers	4,629,536	4,747,123	4,810,319	4,883,576
Total Revenue	16,039,289	16,488,718	16,660,675	16,879,518
Expenses				
Paint Processing	4,055,772	4,235,261	4,574,082	4,757,045
Paint Transportation	2,163,998	2,273,356	2,455,225	2,528,152
Paint Collection Supplies and Support	706,440	729,600	787,968	819,487
Communications	3,320,149	5,000,000	6,000,000	6,000,000
Personnel, Professional Fees, Other	862,954	791,907	990,649	1,034,811
Loan Interest	36,473	0	0	0
General and Administrative	1,872,062	2,199,144	2,028,884	2,130,328
Total Expenses	13,017,848	15,229,268	16,836,807	17,269,823
Interest Income	264,771	270,000	270,000	270,000
Change in Net Assets	3,286,212	1,529,450	93,868	(102,304)
Net Assets, Beginning of Year	17,184,929	20,471,141	22,000,591	22,094,459
Net Assets, End of Year	\$20,471,141	\$22,000,591	\$22,094,459	\$21,992,155
Reserve Level	157%	144%	131%	127%

Note: Due to rounding, Total Revenue and/or Total Expenses may differ by a few dollars in some years.

Section 4. Communications

Annual Report Statutory Citation

Paragraph 1 of Section 27-2005 requires PaintCare to submit an annual report that includes, in relevant part:

(e) Samples of all educational materials provided to consumers of architectural paint and retailers.

(f) A detailed list of efforts undertaken and an evaluation of the methods used to disseminate such materials including recommendations, if any, for how the educational component of the program can be improved.

A. OUTREACH ACTIVITIES

A1. Introduction

PaintCare's outreach strategy includes a variety of activities targeted to retailers, painting contractors, municipal agencies, and the public through direct contact and advertising. Outreach efforts focused on encouraging the public to recycle their unwanted paint and also included messages related to reducing paint waste by planning ahead for a paint purchase and using up leftover paint.

Outreach was conducted by distributing brochures and other printed materials to retailers and others and by using a variety of media including digital advertising, streaming audio, social media, video, radio, print advertising, and outdoor advertising. The main call-to-action of outreach materials and messaging directs readers to PaintCare's website for more information on finding a drop-off site, reusing paint, reducing waste, and finding more information about the program.

In addition, PaintCare sponsored a mural and hosted a ribbon cutting for the unveiling in Albany, NY. This opportunity served as a highly visible outreach initiative using public art to raise awareness of paint recycling, stewardship, and sustainability across New York's Capital Region.

The relative amounts of spending dedicated to different outreach activities are summarized in the following table.

RELATIVE SPENDING ON COMMUNICATION & OUTREACH ACTIVITIES

Activity	Percent
Out of Home	30
TV	14
Social Media	12
Video	12
Digital Ads	11
Radio	9
PR Agency Support	5
Streaming Audio	3
Print Ads	1
Conference & Membership	<1
Print Materials Distribution	<1
Production	<1
Event Promotion	1
Surveys	<1
Earned Media	<1
Translations	<1
Total	100


This year, most PR Agency Support costs were included in the total cost of media placement. These costs ranged from 15% to 30% of media placement cost, depending on the medium and the type of placement. They are included within Out of Home, TV, Social Media, Video, Digital Ads, Radio, Streaming Audio, and Print Ads listed in the chart above.

A2. Point of Sale Print Materials

PaintCare distributed print materials to retailers for them to make available to consumers to educate them about the PaintCare program. Staff fulfilled requests for materials totaling 7,246 brochures, mini cards, fact sheets, posters, and other materials during the year. Program staff also delivered additional materials in person during site visits.

PaintCare provided counter mats to retailers for use in the paint department to reference when customers have questions. The counter mat is popular with retailers and more likely than the poster to be seen by customers while they wait for their paint to be mixed.

Larger versions of the materials shown below are included in the appendix and are available on the PaintCare website.



Brochure, Mini Card, Program Poster, Counter Mat, and Fact Sheets

In August, PaintCare sent postcards to Ace Hardware Stores in New York not currently participating as drop-off sites with information about becoming a drop-off site. In October, PaintCare sent postcards to reuse sites in New York not currently participating as drop-off sites with information about becoming a drop-off site.

In October, PaintCare sent letters and fact sheets to 70 paint retailers known to sell paint online. The letter provided a summary of PaintCare program information for retailers and a reminder that online paint sales are included under the paint stewardship law.

A3. Fact Sheets

Several fact sheets are available on PaintCare’s website for different target audiences, and printed versions are distributed upon request. Minor updates are made throughout the year. Current versions of the fact sheets on PaintCare’s website include:

- How Does the Paint Stewardship Program Affect Paint Retailers?
- How to Become a Retail Drop-Off Site
- About PaintCare Fees
- Information for HHW Programs
- Information for Solid Waste Facilities Including Transfer Stations, Recycling Centers, and Landfills
- Reuse Programs – Compensation and Reporting
- Information about the Large Volume Pickup Service
- Information for Painting Contractors

A4. Website

Most PaintCare advertising and outreach materials direct the public to PaintCare’s website for more information and to find a local PaintCare site. The website is easy to navigate and features content on buying the right amount of paint, storage and reuse tips, and recycling. It contains special pages for manufacturers, retailers, contractors, waste facilities, products covered by the program, and the New York program. PaintCare’s website is updated throughout the year. The most frequently visited part of the website is the PaintCare site locator.

There were 861,939 page views of the New York web page during the year.

PaintCare provides a web page of links to paint calculators from various sources, at www.paintcare.org/paint-calculators. These calculators can be used by households and businesses to help them buy the right amount of paint.

PaintCare maintains a list of locations by state where the public can find recycled-content paint at www.paintcare.org/recycled-paint-stores.

PaintCare’s website also provides a series of video tips about storing paint properly to increase recyclability. The videos are used in social media posts and on PaintCare’s website at www.paintcare.org/store-right.



Example of Storage Tip Video Showing Use of a Paint Key or Paint Can Opener to Avoid Damaging Can

In June, September, and December PaintCare distributed an electronic newsletter to New York retailers highlighting key program updates. Content included information on drop-off site training resources, the PaintCare fee, a review of program performance including the number of participating drop-off sites and gallons of paint collected, upcoming drop-off events, and sample frequently asked questions to support retailer engagement.

A5. Translations

PaintCare translates program brochures and fact sheets into languages other than English upon requests from paint retailers and other stakeholders. PaintCare has translated its program brochure into Amharic, Arabic, Armenian, Bengali, Cantonese, Farsi, French, Haitian Creole, Hawaiian, Hindi, Hmong, Italian, Japanese, Khmer, Korean, Lao, Mandarin, Polish, Portuguese, Punjabi, Russian, Somali, Spanish, Tagalog, Thai, Turkish, Ukrainian, Vietnamese, and Yiddish. Three widely used fact sheets that provide information about the LVP service, guidance for painting contractors, and the program products list are also available in the 29 languages listed above. PaintCare maintains a Spanish language translation button on its website, making the site fully bilingual. Additionally, live interpretation in Spanish and other languages is available on PaintCare’s telephone hotline by request. PaintCare provides information on how to access translations and hotline interpretation at www.paintcare.org/language-assistance/.

A6. Signs for Drop-Off Sites

PaintCare provides several signs to drop-off sites to help them educate the public about the program, screen program products, and address any concerns about illegal dumping. Drop-off sites may order the following signs: Program Products (English/Spanish), Program Partner, Combination (program partner with simplified products list), No Dumping, and Please Wait for Assistance.



A7. Press Coverage

PaintCare, through its media agency, issued a number of press releases to local television, print, and digital media outlets to earn press coverage about the program. These efforts led to 50 mentions of PaintCare in the following outlets:

Date	Media Outlet	Date	Media Outlet
1/2	The Mountain Eagle	6/2	Erie County Executive Mark C. Poloncarz
1/9	Staten Island Advance	6/12	WBNG News 12
1/16	The Mountain Eagle	6/19	AM New York
2/16	Mid-Hudson News	6/24	Brownstoners
2/17	Recycling Today	6/24	The Forum News
2/17	WasteAdvantage	6/30	Buffalo News

2/18	Scrap Monster	7/9	CBS 6 News
2/27	Times Union	7/9	WNYT
3/3	Mid-Hudson News	7/9	WTEN 10 News
3/5	MENAFN -Press Releases	8/4	WTEN 10 News
3/11	Local Syracuse	8/18	NYSAR
3/19	Erie County Executive Mark C. Poloncarz	8/23	Salamanca Press
4/2	North County Now	8/29	Newz Junky
4/7	InformNNY.com	8/30	WGRZ
4/16	The Journal and Republican	9/12	WBNG
4/19	Times Union	9/29	Finger Lakes 1
4/21	NNY360	10/6	WSYR
4/23	The Journal and Republican	10/8	Finger Lakes Daily News
4/24	AM New York	10/8	Finger Lakes Times
4/30	Brownstoner	10/9	WN.com
4/30	LocalSRY.com	10/23	Glen Cove, NY
4/30	QNS.com	10/26	Queens Gazette
5/1	Queens Chronicle	11/28	WAER 88.3
5/7	Buffalo News	12/4	TBR News Media
5/13	North Country Now	12/30	The Photo News

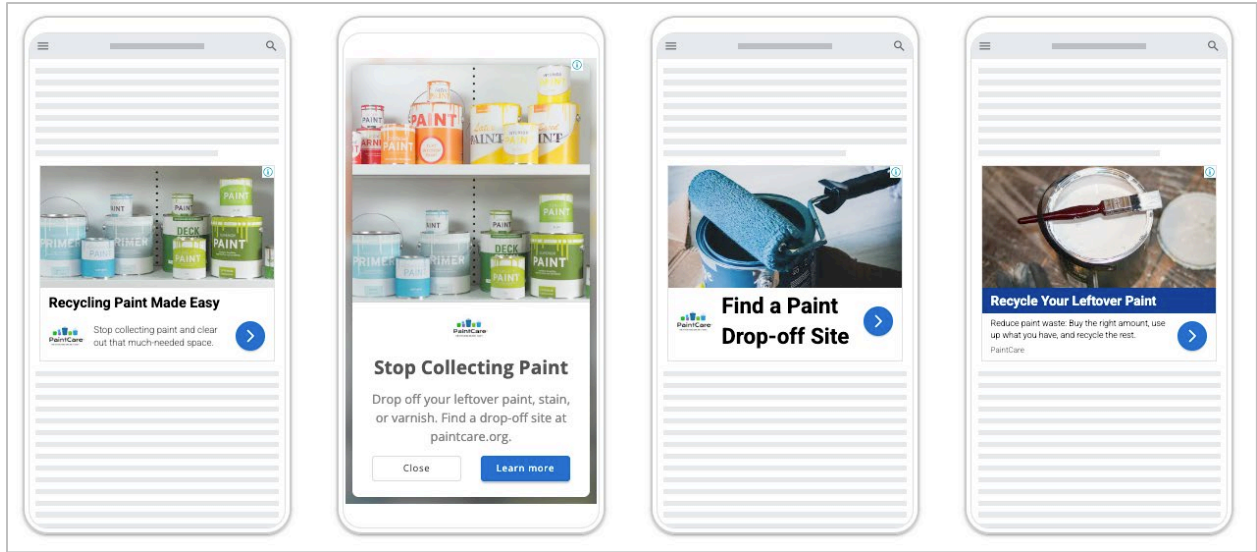
In addition, on August 8, PaintCare issued a PR Newswire release about the unveiling of a new mural in Albany, NY. This press release was picked up by 97 outlets including Yahoo Finance! and Morningstar.com.

A8. Awards

In June, PaintCare received the Corporate Stewardship Excellence Award given by the Product Stewardship Institute. In October, PaintCare received the Platinum Award for Integrated Marketing given by the MarCom international creative competition for the 3 Simple Rules for Painting Smarter promotional campaign.

A9. Digital Advertising

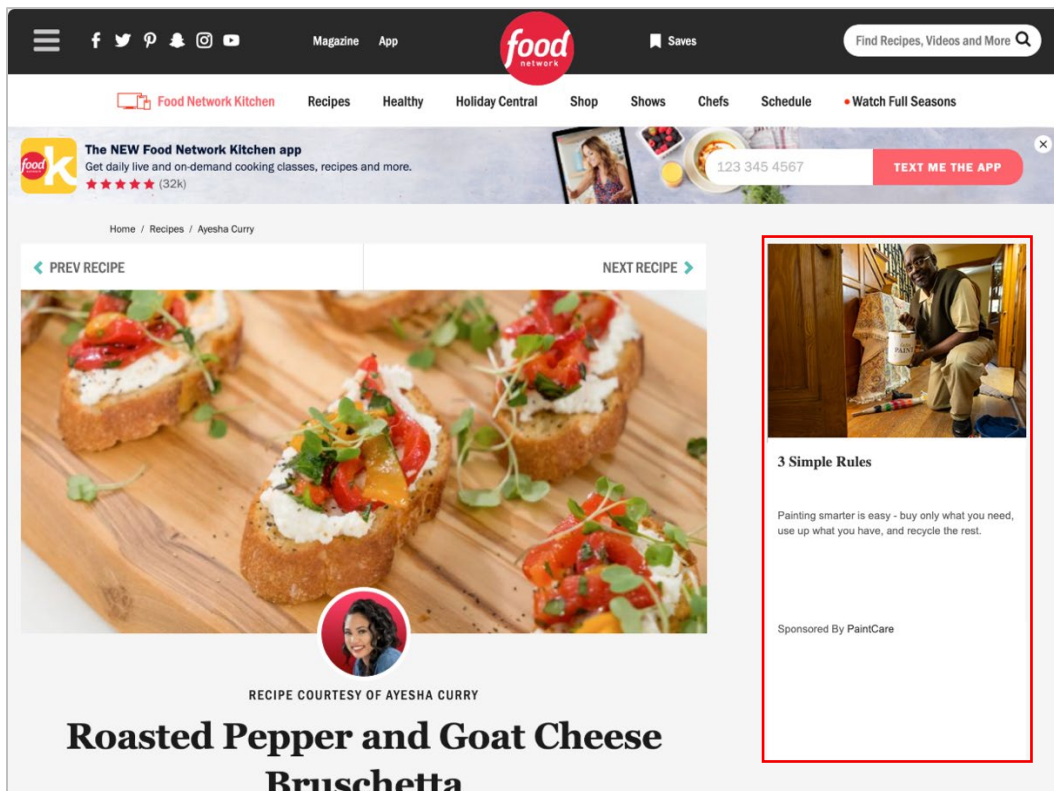
From February through November, PaintCare used digital advertising to efficiently promote messaging to target audiences and drive them to PaintCare’s website and site locator tool. Advertisements targeted homeowners and paint consumers on a variety of popular websites across mobile, tablet, and desktop formats. Advertisements in Spanish, Italian, Chinese, and Russian ran from April through September. From April through September, PaintCare ran responsive display advertisements on Google targeting painting contractors, property managers, and other professionals who would benefit from PaintCare’s large volume pickup service.



Google Responsive Display Advertisements Promoting Recycling Paint

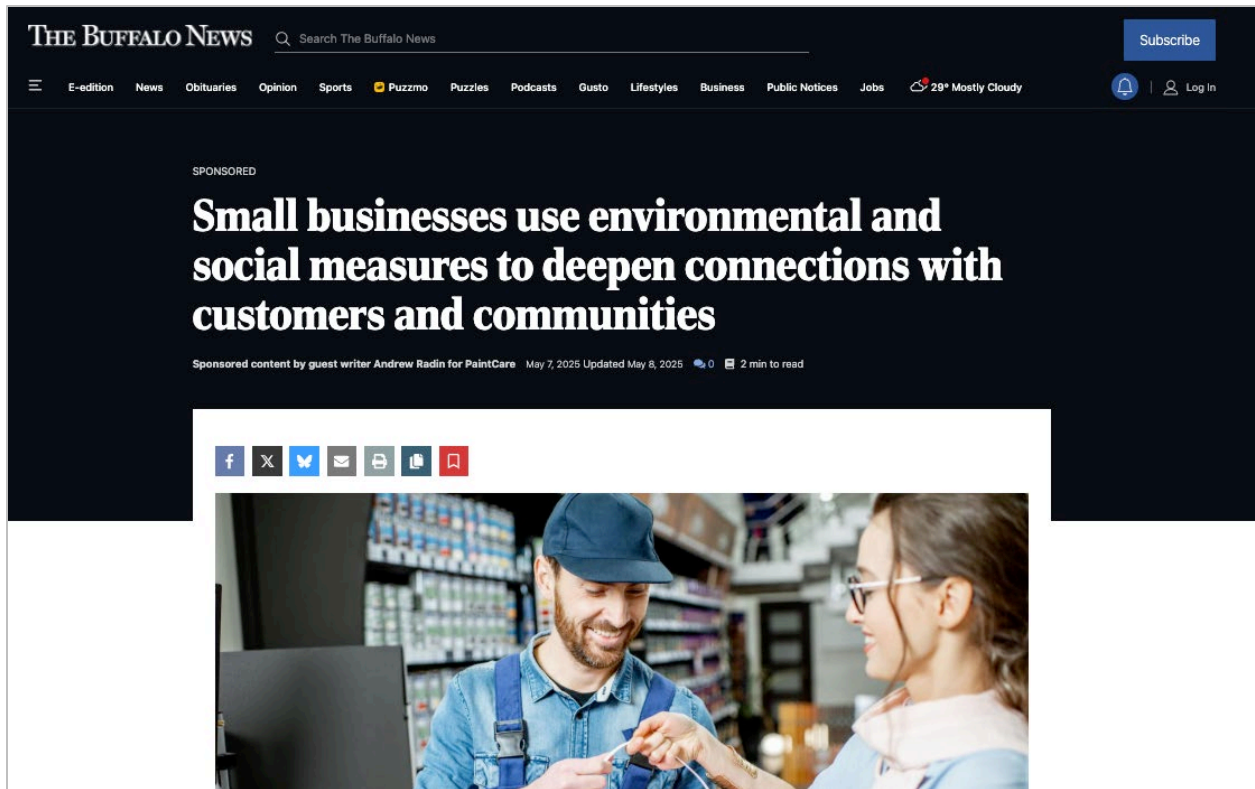
From April through September, PaintCare used dynamic display digital advertising that used geotargeting to automatically provide information about each PaintCare drop-off site to nearby paint consumers and prompt them to drop off their paint for recycling.

From March through October, PaintCare used native display digital advertising to promote its messaging.



Example of PaintCare's Native Display Digital Advertisement on the Food Network Website

In May and July, PaintCare was highlighted in sponsored content placements in Buffalo News, TimesUnion, amNYmetro, and Brownstoner highlighting paint recycling as good for the community and good for business.



[Buffalo News Sponsored Content Article](#)

In March, April, May, July, August, October, November, and December, PaintCare placed eight paid email advertisements highlighting the importance of buying the right amount of paint, using up what's left, and recycling the rest. The March, July, and October emails were distributed to an audience of 850,000 homeowners, the April, August, and November emails went to an audience of 170,000 DIYers, and the May and December emails went to an audience of 850,000 remodelers.

Clear Out Your Workshop.
Drop Off Your Leftover Paint!

With your DIY skills, you know how to give items a second life. With PaintCare, you can do the same with your paint at one of our 350+ drop-off site throughout New York.

[Recycle your leftover paint into new paint with PaintCare!](#)


PaintCare[®]
RECYCLING MADE EASY

Find a PaintCare drop-off site near you using our site locator.

[LEARN MORE](#)

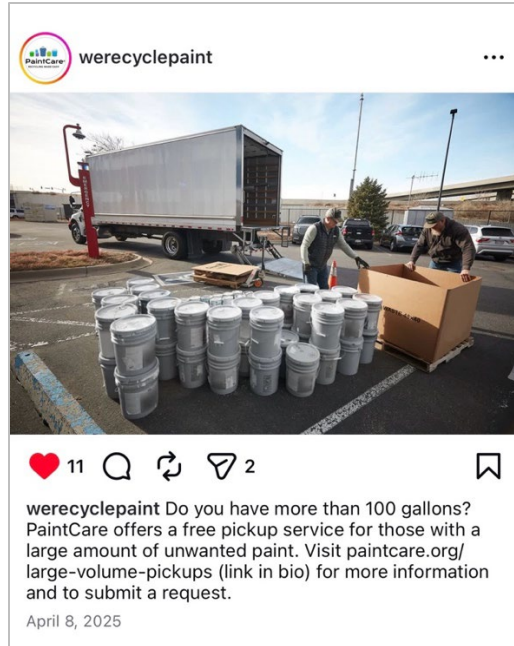
Eblast to DIYers Promoting Dropping Off Leftover Paint with PaintCare

A10. Streaming Audio

Monthly from February through October, PaintCare ran advertisements on Pandora and Spotify. The advertisement educates consumers about PaintCare’s “Three Simple Rules for Painting Smarter,” highlighting the importance of buying the right amount of paint, using up what’s left, and recycling the rest. From April through September, PaintCare ran a Spanish version of the advertisement on the same platforms.



A11. Social Media

Throughout the year PaintCare maintained its social media presence on sites including Facebook, Instagram, and Tiktok and posted messaging to audiences on those platforms. Social media messages included promotion of PaintCare’s three key messages: buy the right amount of paint, use up leftover paint, and recycle the rest with PaintCare.




Instagram Post Promoting the Large Volume Pickup Service




Monthly from February through November, PaintCare ran social media advertisements on Facebook, Instagram, and Pinterest with messages about buying the right amount of paint, using up leftovers, and recycling the rest at drop-off sites. Monthly from April through September, PaintCare ran social media advertisements on Facebook and Instagram in Spanish, Italian, Chinese, and Russian. Monthly from April through September, PaintCare ran social media advertisements on Facebook promoting individual drop-off sites. In March, May, July, and September, PaintCare ran social media advertisements on TikTok with paint smarter messaging. In April, June, August, and October, PaintCare ran social media advertisements on Snapchat with paint smarter messaging.

 **PaintCare**
Sponsored · 

Did you know that using these fast and easy tips can make your paint last longer?



paintcare.org
Paint Storage Tips & Tricks
Make your paint last longer [Learn more](#)

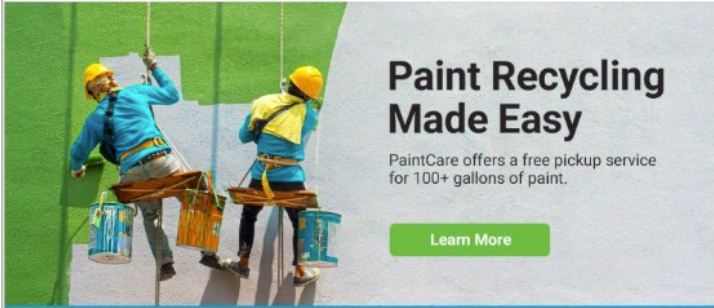
  

[Facebook Advertisements Highlighting Paint Storage Tips](#)

From April through September, PaintCare ran social media advertisements on LinkedIn targeting painting contractors, property managers, and other professionals who would benefit from PaintCare’s large volume pickup service.

PaintCare
1,831 followers
Promoted

Free up space by recycling leftover paint. Learn how PaintCare can help you recycle 100+ gallons of paint.



Paint Recycling Made Easy
PaintCare offers a free pickup service for 100+ gallons of paint.
[Learn More](#)

PaintCare
RECYCLING MADE EASY

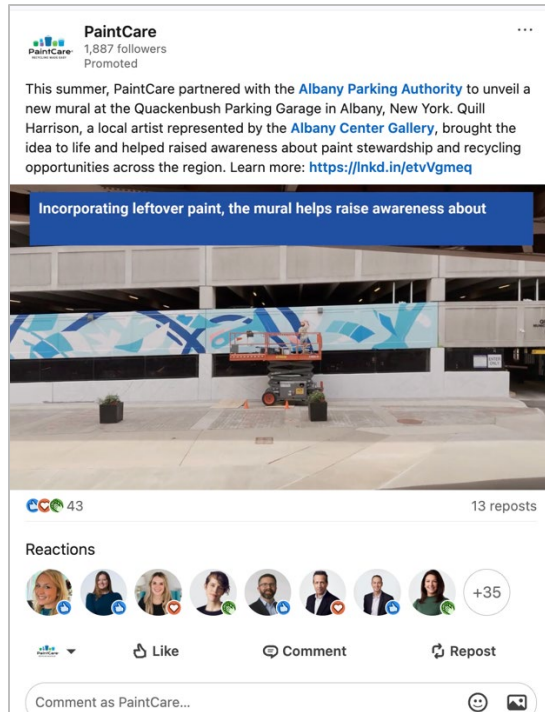
Paint Recycling for Businesses [Learn more](#)
paintcare.org

Like Comment Repost

Comment as PaintCare...

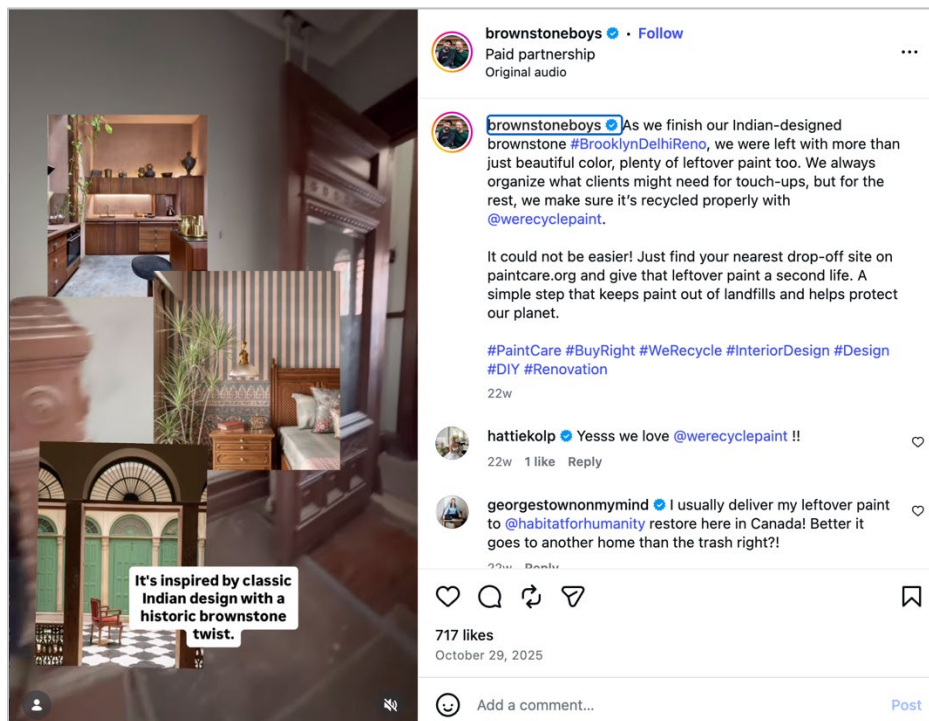
LinkedIn Advertisement Promoting PaintCare’s LVP Service

To raise awareness of the Albany Mural Project, in November and December PaintCare promoted targeted LinkedIn and Facebook posts highlighting the collaboration between the Albany Parking Authority and PaintCare, and its positive impact on the local community. The paid promotion helped extend reach among key stakeholders and reinforced PaintCare’s commitment to supporting public art and sustainability initiatives across New York.



LinkedIn Advertisement Promoting the Albany Mural Project

In May, June, and October, PaintCare partnered with New York-based social media influencers to promote PaintCare’s message points to their audiences.



Influencer Instagram Post Promoting Recycling Leftover Paint with PaintCare

A12. Video

From March through October, PaintCare ran video commercials on Hulu and YouTube and connected television devices online in English. The commercials educate consumers about PaintCare’s “Three Simple Rules for Painting Smarter,” highlighting the importance of buying the right amount of paint, using up what’s left, and recycling the rest. PaintCare’s video commercials can be viewed on its YouTube channel.



Still Frames from PaintCare Video Commercials

From April through September, PaintCare ran videos on YouTube targeting painting contractors, property managers, and other professionals who would benefit from PaintCare’s large volume pickup service.

A13. Television

From March through May and July through October, PaintCare ran television spots across New York State using a single broadcast partner (ABC, CBS, or NBC) in each market, with cable placements in the New York City area on FXNC, HGTV, MSNBC, NY1, and News12 using the commercials as noted in the Video section above.

A14. Radio

From March through May and July through November, PaintCare used underwriting of national public radio stations in the state to promote its paint stewardship messaging to target audiences. The following message was used on public radio in approximately 8 spots per week in two-week time blocks and was appended to locally tailored underwriting acknowledgements: “...and from PaintCare. Recycling leftover paint, stain, and varnish is now available year-round at over 250 paint stores and other sites in New York. More at paintcare.org.”

From March through May and July through October, PaintCare also ran a commercial radio campaign using the same commercial as noted in the Streaming Audio section above.

A15. Print Advertising

In April, May, and June PaintCare ran print advertisements in newspapers in Arabic, Bengali, Haitian Creole, Korean, Polish, and Spanish promoting recycling paint at PaintCare drop-off sites and the large volume pickup service. Newspapers included Arab Astoria, Weekly Bangalee, Journal Haiti Progres, Korea Central Daily, Novvy Dziennik, and Impacto Latin News.



Resikle Rès Penti Ou Yo

Sit Pratik Pou W Depoze Yo
 Gen plis pase 325 sit nan New York kote kay ak biznis yo ka depoze rès penti, tenti, ak vèni pou yo ka resikle yo an nouvo penti. Jwenn yon sit pou w depoze toupre ou: paintcare.org/drop-off-sites

Sèvis Ranmasaj Gratis
 Fanmi ak biznis ki gen 100 galon oswa plis ka mande yon ranmasaj gwo volim gratis. Regade kondisyon elijiblite yo epi mande yon ranmasaj: paintcare.org/pickup

Pentire Yon Fason Ki Pi Entelijan
 Diminye fatra ki abaz penti yo lè w achte kantite ki jis la epi itilize sa ki rete yo! Jwenn konsèy: paintcare.org/paint-smarter

ESKANE KÒD LA POU W KA JWENN YON SIT POU W DEPOZE PENTI


Example of Print Advertisement in the Journal Haiti Progress

In July and September, PaintCare ran 18 quarter-page advertisements in local newspapers promoting new drop-off sites. Newspapers included the Bay News & Brooklyn Graphic, Bay Ridge Courier, Port Washington News, New York Daily News, Times Herald-Record, Western Queens Gazette, Journal News, Ithaca Times, Buffalo News, the Leader-Herald, Colonie Spotlight, Hamilton County Express, the Leader, the Sun Burgh/North Countryman Edition, and the South Babylon, West Islip, and Massapequa Park editions of South Bay's Neighbor.

Recycle with PaintCare

There are more than 350 convenient PaintCare sites in New York where households and businesses can drop off leftover paint, stain, and varnish for recycling.

Here is a local option:
Atlas Paints Plus
 7722 3rd Ave
 Brooklyn, NY 11209
 (718) 748-1112



Scan here or visit paintcare.org to find locations near you.



All PaintCare sites accept up to 5 gallons per visit (some take more). Please call ahead to confirm business hours and ask if they can accept the type and amount of paint you would like to recycle. Sites do not accept aerosol coatings, leaking, unlabeled, or empty containers.

Print Advertisement Promoting a New PaintCare Drop-off Site in the Bay Ridge Courier Newspaper

A16. Outdoor Advertising

From March through May and in July and August, PaintCare ran outdoor advertisements on billboards in high traffic areas in Buffalo, Syracuse, Utica, Albany, Watertown, Rochester, and the Hudson Valley.



The digital bulletin features a blue background. On the left is a large white bucket icon with the text "STOP COLLECTING PAINT" inside. To its right, the words "RECYCLE IT" are written in large, white, bold, sans-serif capital letters. On the far right, there is a white icon of various paint containers (a large bucket, a medium bucket, and two cans) above the "PaintCare" logo in white. Below the logo is a horizontal dotted line, and at the bottom, the website "paintcare.org" is written in white lowercase letters.

Digital Bulletin Promoting Recycling Leftover Paint

In May and June PaintCare ran outdoor advertisements on billboards in high traffic areas in Queens and Brooklyn.



Static Bulletin Promoting Recycling Leftover Paint

From August through October, PaintCare ran outdoor advertisements on billboards in high traffic areas in Cattaraugus, Allegany, Oswego, Wayne, Orleans, and Steuben Counties.



Static Bulletin Promoting Recycling Leftover Paint

From March through June and in July and August, PaintCare ran subway card advertisements in the New York City Subway.



Subway Card Advertisements Promoting Paint Recycling

From March through May and July through September, PaintCare ran transit advertisements on platforms on the Long Island Rail Road.



Long Island Railroad Poster Promoting Paint Recycling

From May through July, PaintCare ran advertisements at 19 cinemas in Manhattan and Queens during the peak summer blockbuster season.

From August through October, PaintCare ran advertisements at select gas station televisions using one of the commercials as noted in the Video section above.

In April through September, PaintCare sponsored the Binghamton Rumble Ponies, Long Island Ducks, and Hudson Valley Renegade minor league teams. Sponsorship included various benefits including tabling opportunities, live radio interviews during the games, throwing out the first pitch, jumbotron commercials, and stadium signage.



Stadium Signage at the Long Island Ducks Stadium

In August, PaintCare helped unveil a large-scale public mural created by local artist Quill Harrison and located on the Quackenbush Parking Garage in downtown Albany. The mural was painted in part using recycled paint collected through PaintCare's program.



Program Manager Andrew Radin Speaking at the Ribbon Cutting Event

A17. Joint Outreach

PaintCare offers creative and financial support for outreach campaigns conducted by HHWs and government run solid waste facilities that are PaintCare partners. PaintCare provided support to the Development Authority of North County by providing funding for digital ads. PaintCare also provided support to the Town of North Collins for advertisements in the local PennySaver.

A18. Face-to-Face

PaintCare staff attended the following face-to-face activities:

Date	Event	Activity
2/3-2/7	Painting Contractors Association (PCA) Annual Expo	Exhibitor, table/booth
2/17-2/18	NYS Association of Towns Annual Meeting	Exhibitor, table/booth
2/24-2/25	NYS Association of Counties Annual Legislative Conference	Exhibitor, table/booth

3/3-3/6	Finishing Contractors Association (FCA) Signatory Contractors' Conference	Exhibitor, table/booth
3/4	NY City Cooperators Shows	Exhibitor, table/booth
3/6	NY City Trash Academy Graduation Ceremony	Exhibitor, table/booth
4/5-4/6	Long Island Home & Garden Show	Exhibitor, table/booth
4/29	Brooklyn NY Sustainable Building Resource Fair	Exhibitor, table/booth
5/5-5/8	National Waste and Recycling Association (NWRA) WasteExpo	Exhibitor, table/booth
5/18-5/21	NYS Federation of Solid Waste Associations Annual Conference	Exhibitor, table/booth
6/3-6/5	Product Stewardship Institute (PSI) Forum Conference	Exhibitor, table/booth
6/17-6/19	National Association of Minority Contractors (NAMC) Annual Conference	Exhibitor, table/booth
7/23	Curtis Lumber Pro Show; New Hartford	Exhibitor, table/booth
8/4	Albany Mural Project Ribbon Cutting	Hosted ribbon cutting
8/4-8/6	Build Reuse Decon and Reuse '25	Exhibitor, table/booth
8/7	Hudson Valley Renegades; Minor League Baseball (Wappingers Falls)	Exhibitor, table/booth
8/12-8/14	Ace Hardware Fall Convention	Exhibitor, table/booth
8/28	Binghamton Rumble Ponies; Minor League Baseball	Exhibitor, table/booth
9/6-9/7	PACOA Show; Long Island	Exhibitor, table/booth
9/21-9/23	NYS Association of Solid Waste Managers Conference	Exhibitor, table/booth
9/21-9/25	North American Hazardous Materials Management Association (NAHMMA) Annual Conference	Exhibitor, table/booth
10/5-10/8	Commercial Painting Industry Association (CPIA) Conference	Attended sessions
10/6-10/8	Northeast Recycling Council (NERC) Rethink Resource Use Conference	Exhibitor, table/booth
11/12-11/14	NYS Association of Reduction, Reuse and Recycling Annual. Conference	Exhibitor, table/booth, presentation
11/12-11/15	Solid Waste Association of North America (SWANA) RCon Expo	Exhibitor, table/booth

11/14-11/16	National Association of Realtors (NAR) Annual Conference and Expo	Exhibitor, table/booth
11/30-12/3	Habitat for Humanity (H4H) ReStore Conference	Exhibitor, table/booth



PaintCare team members Michael Rieser, Sandra Vera, and Andrew Radin at NY State Association of Reduction, Reuse, and Recycling’s Annual Conference.



PaintCare Coordinators Sandra Vera and Michael Rieser
at Farmingdale State College Paint Collection Event



PaintCare Program Coordinator Kelsey O’Toole (left) Interviewed on WGRZ-TV

B. AWARENESS SURVEY

In September and October, PaintCare ran its annual public awareness survey to measure the effectiveness of its outreach activities with the assistance of market research firm KB Insights. KB Insights analyzed all survey data to help PaintCare better understand trends and guide future outreach targeting. Data from all PaintCare programs were included in the analysis, providing comparison results between paint stewardship programs throughout the nation. The full report for this year’s awareness survey is included in the appendix.

Following are some highlights from the survey results:

- 250 surveys were completed by New York residents, allowing 90% confidence in the accuracy of the measured results for the population within +/-5%.
- Over half of respondents (67%) purchased paint in the last year. Of those, 38% reported seeking help from paint retail staff to purchase the right amount and 35% reported taking measurements in order to purchase the right amount of paint.
- 76% of respondents said they were “extremely likely” or “likely” to drop off paint for recycling the next time they have leftover paint to dispose of.
- 51% of end-consumers who had purchased paint in the last year were aware that paint can be recycled, of available drop-off opportunities in the state, or both.

Section 5. 2025 and Future

Statutory Citation

Paragraph 12 of Section 27-2003 requires, in relevant part:

The operator of the postconsumer paint collection program shall notify the department annually, in writing, if there are no changes proposed to the program and the producer or representative organization intends to continue implementation of the program as previously approved by the department.

This section of the annual report describes activities or plans for the program that have happened since December 31, 2025, or are being planned. It also addresses any proposed changes to the program.

A. OPERATIONS

PaintCare plans to continue direct outreach to paint retailers and municipalities across the state as a key part of the effort to expand the drop-off network for leftover paint.

PaintCare intends to continue to visit non-drop-off sites to increase awareness of the program among retailers. Plans for the visits include providing updated outreach materials, checking site staff familiarity with the program, and observing whether the PaintCare fee is being applied to covered products. During these visits, staff may invite retailers and other locations (recycling facilities, solid waste transfer stations) to participate in the program as drop-off sites.

B. COMMUNICATIONS

PaintCare plans to continue promoting paint stewardship messaging to households and businesses around the state and to conduct awareness surveys of paint consumers.

C. PROPOSED CHANGES TO THE PROGRAM

On January 6, 2026, as required by the State's Paint Stewardship Law, PaintCare submitted a revised program plan to the DEC for approval. The revised plan is currently under review and includes general updates to the program. PaintCare intends to continue implementing the program as previously approved by the Department until the revised program plan is approved, which is expected later this year.

PaintCare began its pilot door-to-door pickup program for Staten Island in New York City earlier this year and will continue with its PaintCare collection events where such supplemental efforts may be helpful.

Appendix A

NEW YORK PAINTCARE SITES IN 2025

Sites with 0 gallons did not have paint picked up during the reporting year.

<u>City/Town</u>	<u>Site Name</u>	<u>Address</u>	<u>Type</u>	<u>Gallons</u>
1. Year-Round Sites				448,606
Albany County (10)				14,672
Albany	Sherwin-Williams	130 Wolf Rd	Retail	2,087
Albany	Herzogs Paint Centers	1343 Central Ave	Retail	1,487
Colonie	Hatchet Hardware of Colonie	1 Fuller Rd	Retail	306
Delmar	Sherwin-Williams	180 Delaware Ave	Retail	2,703
Guilderland	Sherwin-Williams	2080 Western Ave	Retail	1,904
Latham	PPG Paints (Closed April 2026)	1 Avis Dr (Guptill Industrial Park)	Retail	301
Latham	Sherwin-Williams	193 Troy/Schenectady Rd	Retail	2,347
Latham	Herzogs Paint Centers	898 New Loudon Rd	Retail	1,179
Menands	Sherwin-Williams	37 Simmons Ln, Bldg A	Retail	689
Watervliet	Passonno Paints	500 Broadway	Retail	1,669
Allegany County (2)				1,007
Alfred Station	Tinkertown Hardware	833 State Route 244	Retail	303
Wellsville	Sherwin-Williams	125 Bolivar Rd	Retail	705
Bronx County (6)				904
Bronx	Sherwin-Williams	500 Baychester Ave	Retail	203
Bronx	Sherwin-Williams	2333 Cross Bronx Expy	Retail	187
Bronx	Sherwin-Williams	5740 Broadway	Retail	315
Bronx	F and F Supply	1260 Oak Point Ave	Retail	129
Bronx	Loconsolo of Morris Park	1057 Morris Park Ave	Retail	44
Bronx	Best Value NY	4095 Park Ave	Retail	25
Broome County (5)				7,287
Binghamton	Sherwin-Williams	3 Lewis St	Retail	887

NEW YORK PAINTCARE SITES IN 2025

Sites with 0 gallons did not have paint picked up during the reporting year.

<u>City/Town</u>	<u>Site Name</u>	<u>Address</u>	<u>Type</u>	<u>Gallons</u>
Binghamton	Broome County Landfill HHW Facility	286 Knapp Rd	HHW Facility	4,455
Vestal	Sherwin-Williams	3800 Vestal Pkwy E	Retail	1,394
Vestal	Stevens Paint and Blinds	253 Vestal Pkwy E	Retail	408
Whitney Point	Greenes Ace Home Center	2563 W Main St	Retail	143
Cattaraugus County (2)				1,633
Franklinville	Franklinville True Value Hardware	99 N Main St	Retail	444
Olean	Sherwin-Williams	11 Delaware Park Ctr	Retail	1,188
Cayuga County (2)				2,753
Auburn	Sherwin-Williams	217 Grant Ave	Retail	1,691
Auburn	Whitings WLPR And Paints	9 N Fulton St	Retail	1,062
Chautauqua County (5)				4,156
Clymer	Clymer Hardware and Home Center	8789 W Main St	Retail	189
Dunkirk	Sherwin-Williams	3961 Vineyard Dr	Retail	870
Irving	Add Lumber True Value	12768 Buffalo Rd	Retail	557
Jamestown	Sherwin-Williams	1255 E 2nd St	Retail	1,184
Lakewood	Sherwin-Williams	279 E Fairmount Ave	Retail	1,356
Chemung County (1)				2,995
Elmira	Sherwin-Williams	2406 Corning Rd	Retail	2,995
Chenango County (5)				2,409
Greene	Brisben Transfer Station	177 Coutermarsh Rd	Transfer Station	970
Norwich	Sherwin-Williams	5631 State Hwy 12	Retail	389
Norwich	North Norwich Transfer Station	6701 NYS Hwy 12	Transfer Station	836
Norwich	Roots Flooring and Paint	43 S Broad St	Retail	60
Norwich	Chenango County Landfill - Pharsalla Landfill	439 County Rd 47	Landfill	155

NEW YORK PAINTCARE SITES IN 2025

Sites with 0 gallons did not have paint picked up during the reporting year.

<u>City/Town</u>	<u>Site Name</u>	<u>Address</u>	<u>Type</u>	<u>Gallons</u>
Clinton County (5)				2,468
Peru	Aubuchon Hardware	2 Gorman Way	Retail	402
Plattsburgh	Cardinal Ace Hardware	755 State Route 3	Retail	196
Plattsburgh	Sherwin-Williams	488 State Route 3	Retail	1,079
Plattsburgh	Aubuchon Hardware	38 Skyway Shopping Ctr	Retail	441
Plattsburgh	PPG Paints	46 Lafayette St	Retail	351
Columbia County (4)				3,894
Chatham	Herringtons	6 Depot Square	Retail	775
Hillsdale	Herringtons	312 White Hill Ln	Retail	1,140
Hudson	Herringtons	1 Graham Ave	Retail	1,015
Valatie	Marios True Value Hardware	1057 Kinderhook St	Retail	963
Cortland County (3)				3,021
Cortland	Sherwin-Williams	1117 State Route 222	Retail	762
Cortland	Meldrims Paint Center	3975 West Rd	Retail	1,065
Cortland	Cortland County Recycling Center	137 S Pendleton St	Recycling Center	1,195
Delaware County (6)				4,897
Delhi	Westlake ACE Hardware	1 Main St	Retail	312
Fleischmanns	Wadler Brothers	47293 Route 28	Retail	163
Harpersfield	Harpersfield Transfer Station	797 Col Harper Dr	Transfer Station	1,214
Roxbury	Roxbury Transfer Station	11 MacMore Rd Spur	Transfer Station	874
Walton	Westlake Ace Hardware	36 West St	Retail	426
Walton	Delaware County Solid Waste Management Center	32230 NY-10	Transfer Station	1,908
Dutchess County (12)				13,523
Amenia	Page Lumber	5291 US-44	Retail	305

NEW YORK PAINTCARE SITES IN 2025

Sites with 0 gallons did not have paint picked up during the reporting year.

<u>City/Town</u>	<u>Site Name</u>	<u>Address</u>	<u>Type</u>	<u>Gallons</u>
Fishkill	Herzogs Paint Centers	1083 Route 9	Retail	1,151
Millbrook	Reardon Briggs Hardware	3265 Franklin Ave	Retail	777
Millerton	Herringtons	11 Dutchess Ave	Retail	662
Pawling	Page Lumber	69 NY-22	Retail	1,226
Poughkeepsie	PPG Paints (Closed April 2026)	800 Main St	Retail	227
Poughkeepsie	Sherwin-Williams	684 Dutchess Tpk	Retail	1,470
Poughkeepsie	Herzogs Paint Centers	409 Manchester Rd	Retail	1,160
Poughkeepsie	Page Lumber	360 Manchester Rd	Retail	819
Rhinebeck	Williams Lumber and Home Center	6760 Route 9	Retail	3,000
Stanfordville	Roosters Route 82 Home and Hardware Center	6047 Route 82	Retail	367
Wappingers Falls	Sherwin-Williams	1847 South Rd	Retail	2,358
Erie County (17)				48,352
Amherst	Sherwin-Williams	2045 Niagara Falls Blvd	Retail	1,786
Blasdell	Sherwin-Williams	4408 Milestrip Rd	Retail	2,310
Buffalo	Sherwin-Williams	1470 Main St	Retail	1,545
Buffalo	ABC Hardware & Rental	3336 Bailey Ave	Retail	
Buffalo	Sherwin-Williams	2636 Delaware Ave	Retail	1,482
Cheektowaga	Sherwin-Williams	2578 Walden Ave	Retail	1,383
Depew	Sherwin-Williams	4869 Transit Rd	Retail	2,523
Depew	Sherwin-Williams	2082 George Urban Blvd	Retail	2,157
Derby	Evans Ace Hardware (New May 2024)	7065 Erie Rd	Retail	736
Elma	Elma Hardware	2359 Bowen Rd	Retail	
Hamburg	Sherwin-Williams	141 Buffalo St	Retail	2,670
North Collins	Town of North Collins Community Center	11065 Gowanda State Rd	Other	661
Tonawanda	Sherwin-Williams	2775 Sheridan Dr	Retail	1,610
Tonawanda	Hazman - American Recyclers Transfer Station/Recycling Center	177 Wales Ave	HHW Facility	22,237

NEW YORK PAINTCARE SITES IN 2025

Sites with 0 gallons did not have paint picked up during the reporting year.

<u>City/Town</u>	<u>Site Name</u>	<u>Address</u>	<u>Type</u>	<u>Gallons</u>
West Seneca	Sherwin-Williams	2008 Ridge Rd	Retail	2,898
West Seneca	PPG Paints	1530 Union Rd	Retail	1,322
Williamsville	Sherwin-Williams	7604 Transit Rd	Retail	3,030
Essex County (5)				1,940
Elizabethtown	Aubuchon Hardware	7572 Court St	Retail	157
Jay	Ward Lumber	697 Glen Rd	Retail	635
Lake Placid	Aubuchon Hardware	2010 Saranac Ave	Retail	438
Ticonderoga	Aubuchon Hardware	131 Montcalm St	Retail	352
Willsboro	Willsborough Hardware	3759 Main St	Retail	357
Franklin County (4)				2,238
Malone	Sherwin-Williams	3408 State Route 11	Retail	669
Malone	Ward Lumber	3240 State Route 11	Retail	216
Saranac Lake	Coakley Home and Hardware	622 Lake Flower Ave	Retail	861
Tupper Lake	Aubuchon Hardware	65 Lake St	Retail	492
Fulton County (5)				2,073
Broadalbin	Tanner Lumber Inc	4 N 2nd Ave	Retail	166
Gloversville	Kingsboro Lumber	17 Meadow St	Retail	440
Johnstown	Sherwin-Williams	222 N Comrie Ave	Retail	490
Johnstown	Noble Ace Hardware	130 S Comrie Ave	Retail	703
Northville	Allen and Palmer Do It Best Hardware	112 N Main St	Retail	274
Genesee County (2)				2,592
Batavia	Sherwin-Williams	16 Liberty St	Retail	2,097
Le Roy	Crockers Ace Hardware	8457 N St Rd	Retail	495

NEW YORK PAINTCARE SITES IN 2025

Sites with 0 gallons did not have paint picked up during the reporting year.

<u>City/Town</u>	<u>Site Name</u>	<u>Address</u>	<u>Type</u>	<u>Gallons</u>
Greene County (2)				1,712
Catskill	Sherwin-Williams	44 Grandview Plaza	Retail	1,360
Coxsackie	Hatchet Hardware of Coxsackie	11780 Route 9W	Retail	352
Hamilton County (1)				209
Indian Lake	Pines Country Store	1 Main St	Retail	209
Herkimer County (2)				97
Dolgeville	Zipp Hardware	73 N Main St	Retail	97
Ilion	Ilion True Value Hardware (Closed April 2026)	39 W Clark St	Retail	
Jefferson County (7)				6,533
Alexandria Bay	Sherwin-Williams	43449 State Route 12	Retail	792
Carthage	Aubuchon Hardware	66 High St	Retail	317
Clayton	Whites Lumber	945 James St	Retail	649
Watertown	Sherwin-Williams	491 Factory St	Retail	2,783
Watertown	Whites Lumber	231 N Rutland St	Retail	597
Watertown	Whites Paint Store	902 Arsenal St	Retail	1,316
Watertown	Stratton Hardware	1336 Washington St	Retail	79
Kings County (28)				11,710
Brooklyn	Hardware Express True Value (Dropped April 2026)	829 E New York Ave	Retail	57
Brooklyn	Sherwin-Williams (CLOSED 2-26)	7823 5th Ave	Retail	301
Brooklyn	Mazzone Ace Hardware	470 Court St	Retail	710
Brooklyn	Sherwin-Williams	3760 Nostrand Ave	Retail	571
Brooklyn	Sherwin-Williams	1748 86th St	Retail	147
Brooklyn	Mazzone Ace Hardware	476 Bergen St	Retail	313
Brooklyn	Corner Hardware	2266 Nostrand Ave	Retail	223

NEW YORK PAINTCARE SITES IN 2025

Sites with 0 gallons did not have paint picked up during the reporting year.

<u>City/Town</u>	<u>Site Name</u>	<u>Address</u>	<u>Type</u>	<u>Gallons</u>
Brooklyn	Mazzone Paint Center	211 Smith St	Retail	467
Brooklyn	Sherwin-Williams	60 Broadway	Retail	291
Brooklyn	Sherwin-Williams	4606 3rd Ave	Retail	117
Brooklyn	Sherwin-Williams	555 5th Ave	Retail	941
Brooklyn	Reliable Supply	6109 7th Ave	Retail	
Brooklyn	WR Paint Supply	720 Manhattan Ave	Retail	198
Brooklyn	DIY Supplies Color Center	8230 18th Ave	Retail	196
Brooklyn	Global Paint	1208 Neptune Ave	Retail	51
Brooklyn	Atlas Paints Plus	7722 3rd Ave	Retail	346
Brooklyn	Zee Hardware	259 Schenectady Ave	Retail	28
Brooklyn	Loconsolo Paints	2660 Coney Island Ave	Retail	1,851
Brooklyn	Park Slope Hardware	593 5th Ave	Retail	21
Brooklyn	Certified Boro Park Lumber	4601 New Utrecht Ave	Retail	14
Brooklyn	Alexanders Hardware	1606 Ave M	Retail	12
Brooklyn	Go Greene Hardware	759 Fulton St	Retail	43
Brooklyn	B and G Hardware	210 Roebling St	Retail	15
Brooklyn	Certified Lumber and Home Center	148 Classon Ave	Retail	221
Brooklyn	Big Reuse	1 12th St	Reuse Store	4,309
Brooklyn	DIY Supplies Color Factory	7419 13th Ave	Retail	53
Brooklyn	K and S Building Supply	901 65th St	Retail	179
Brooklyn	Stillwell Ready Mix and Building Materials	2543 Stillwell Ave	Retail	35
Lewis County (3)				1,384
Croghan	Buckingham Hardware	9801 Main St	Retail	98
Lowville	Sherwin-Williams	5815 Number Four Rd	Retail	1,214
Lowville	Lowville Farmers Co-op (Formerly Steele's Ace Home Center)	5814 Number Four Rd	Retail	73

NEW YORK PAINTCARE SITES IN 2025

Sites with 0 gallons did not have paint picked up during the reporting year.

<u>City/Town</u>	<u>Site Name</u>	<u>Address</u>	<u>Type</u>	<u>Gallons</u>
Livingston County (1)				1,158
Geneseo	Sherwin-Williams	4176 Lakeville Rd	Retail	1,158
Madison County (3)				4,824
Canastota	Kime Hardware	3381 Seneca Tpke	Retail	1,568
Cazenovia	Cazenovia Lumber	27 William St	Retail	2,571
Hamilton	Parrys	100 Utica St	Retail	686
Monroe County (18)				27,616
Brockport	Sherwin-Williams	4756 Lake Rd S	Retail	2,202
Fairport	Weiders Ace Hardware	585 Moseley Rd	Retail	1,366
Honeoye Falls	Weiders Ace Hardware	166 W Main St	Retail	841
Penfield	Sherwin-Williams	2200 Penfield Rd	Retail	2,354
Pittsford	Hadlocks Ace Hardware	3400 Monroe Ave	Retail	1,603
Rochester	Mayer Paint and Hardware	226 Winton Rd N	Retail	1,124
Rochester	Sherwin-Williams	4400 Dewey Ave	Retail	1,947
Rochester	Sherwin-Williams	2407 Monroe Ave	Retail	2,189
Rochester	Sherwin-Williams	158 Monroe Ave	Retail	1,231
Rochester	Sherwin-Williams	830 Emerson St	Retail	429
Rochester	Sherwin-Williams	851 Ridge Rd E	Retail	1,587
Rochester	Sherwin-Williams	3240 Chili Ave	Retail	1,507
Rochester	Sherwin-Williams	2315 Ridge Rd W	Retail	2,049
Rochester	Sherwin-Williams	951 Jefferson Rd	Retail	1,838
Rochester	PPG Paints	566 S Clinton Ave	Retail	532
Rochester	Rochester Paint Center	1800 Lyell Ave	Retail	724
Webster	Sherwin-Williams	191 W Main St	Retail	3,307
Webster	Hadlocks House of Paint	657 Ridge Rd	Retail	784

NEW YORK PAINTCARE SITES IN 2025

Sites with 0 gallons did not have paint picked up during the reporting year.

<u>City/Town</u>	<u>Site Name</u>	<u>Address</u>	<u>Type</u>	<u>Gallons</u>
Montgomery County (3)				1,912
Amsterdam	Sherwin-Williams	4908 NY-30	Retail	1,187
Fort Plain	Fort Plain True Value Hardware	12 Willett St	Retail	167
Palatine Bridge	Hatchet Hardware of Palatine Bridge	6133 State Hwy 5	Retail	558
Nassau County (25)				16,253
Baldwin	Costellos Ace Hardware	923 Atlantic Ave	Retail	172
Bellmore	Costellos Ace Hardware	2667 Merrick Rd	Retail	540
East Meadow	Sherwin-Williams	2575 Hempstead Tpke	Retail	411
Garden City Park	Costellos Ace Hardware	2323 Jericho Tpke	Retail	883
Glen Cove	Sherwin-Williams	202 Glen Cove Ave	Retail	804
Great Neck	Costellos Ace Hardware	518 Middle Neck Rd	Retail	228
Hicksville	Botto Brothers Hardware	231 S Broadway	Retail	112
Island Park	Costellos Ace Hardware	3965 Long Beach Rd	Retail	958
Lawrence	Sherwin-Williams	309 Rockaway Tpke	Retail	721
Long Beach	Centre Millwork and Supply	669 Long Beach Blvd	Retail	235
Massapequa	Costellos Ace Hardware	1330 Hicksville Rd	Retail	840
Massapequa	Sherwin-Williams	4360 Sunrise Hwy	Retail	896
Massapequa Park	Costellos Ace Hardware	5135 Merrick Rd	Retail	522
Merrick	Sherwin-Williams	2200 Sunrise Hwy E	Retail	226
Mineola	Sherwin-Williams	111 E Jericho Tpke	Retail	1,483
New Hyde Park	Costellos Ace Hardware	1518 Union Tpke	Retail	163
New Hyde Park	Sherwin-Williams	1300 Jericho Tpke	Retail	1,010
North Bellmore	Costellos Ace Hardware	1305 Newbridge Rd	Retail	648
North New Hyde Park	New Park Paint and Wallpaper Park	1601 Hillside Ave	Retail	164
Oceanside	Sherwin-Williams	2994 Long Beach Rd	Retail	345

NEW YORK PAINTCARE SITES IN 2025

Sites with 0 gallons did not have paint picked up during the reporting year.

<u>City/Town</u>	<u>Site Name</u>	<u>Address</u>	<u>Type</u>	<u>Gallons</u>
Old Bethpage	Oyster Bay SWD Complex Transfer Station	101 Bethpage-Sweet Hollow Rd	Transfer Station	1,999
Plainview	Sherwin-Williams	80 Express St	Retail	668
Port Washington	Sherwin-Williams	59 Shore Rd	Retail	1,230
Port Washington	Alpers Hardware and Paint	81 Main St	Retail	162
Syosset	Sherwin-Williams (Closed Feb 2026) (Closed (Feb 2026))	406 Jericho Tpke	Retail	832

New York County (12)**3,775**

New York	Sherwin-Williams (CLOSED 2-6-26)	554 2nd Ave	Retail	348
New York	Rainbow Ace Hardware	1449 1st Ave	Retail	360
New York	Sherwin-Williams	150 Varick St	Retail	200
New York	Sherwin-Williams	600 Amsterdam Ave	Retail	609
New York	Sherwin-Williams	155 E 55th St	Retail	277
New York	Sherwin-Williams	125 W 21st St	Retail	835
New York	Sherwin-Williams	619 W 46th St	Retail	827
New York	J and M Hardware	19 E 21st St	Retail	151
New York	Epsteins Paint Center	562 W 52nd St	Retail	44
New York	Sugar Hill Hardware	529 W 145th St	Retail	
New York	New York Floor and Paint Supplies	1473 5th Ave	Retail	74
New York	Nunez Depot	4147 Broadway	Retail	50

Niagara County (5)**6,578**

Gasport	Stockham Lumber	4440 Central Ave	Retail	113
Lockport	Spalding Ace Hardware	215 Davison Rd	Retail	475
Lockport	Sherwin-Williams	5871 S Transit Rd	Retail	3,102
Niagara Falls	Sherwin-Williams	7895 Niagara Falls Blvd	Retail	1,637
North Tonawanda	Sherwin-Williams	301 Meadow Dr	Retail	1,250

NEW YORK PAINTCARE SITES IN 2025

Sites with 0 gallons did not have paint picked up during the reporting year.

<u>City/Town</u>	<u>Site Name</u>	<u>Address</u>	<u>Type</u>	<u>Gallons</u>
Oneida County (7)				4,547
New Hartford	Sherwin-Williams	4631 Commercial Dr	Retail	594
New Hartford	Curtis Lumber (formerly Jay K Independent Lumber)	8448 Seneca Tpke	Retail	512
Oriskany Falls	Oriskany Falls DPW	111 Mill St	Other	92
Rome	Sherwin-Williams	1719 Black River Blvd	Retail	1,499
Rome	Ace Hardware of Rome	115 Black River Blvd	Retail	786
Utica	Sherwin-Williams	1904 Genesee St	Retail	454
Utica	Meldrims Paints	1420 Oriskany St W	Retail	611
Onondaga County (11)				26,398
Brewerton	Brewerton Ace Hardware	9655 Brewerton Rd	Retail	709
Fayetteville	Sherwin-Williams	6790 E Genesee St	Retail	121
Liverpool	Sherwin-Williams	7879 Oswego Rd	Retail	4,162
Liverpool	Liverpool Ace Hardware	658 Old Liverpool Rd	Retail	491
Marcellus	Skaneateles Transfer Station	1676 Old Seneca Tpke	Transfer Station	1,699
North Syracuse	Sherwin-Williams	508 N Main St	Retail	2,659
Syracuse	Sherwin-Williams (Closed 2026)	113 E Seneca Tpke	Retail	1,474
Syracuse	Sherwin-Williams	2380 Erie Blvd E	Retail	4,193
Syracuse	Sherwin-Williams	4500 W Genesee St	Retail	2,585
Syracuse	Habitat ReStore Syracuse	514 W Genesee St	Reuse Store	693
Syracuse	Miller Environmental Group HHW Facility	532 State Fair Blvd	HHW Facility	7,611
Ontario County (5)				7,680
Canandaigua	Fingerlakes Ace Hardware	1802 Route 332	Retail	193
Canandaigua	Sherwin-Williams	77 Eastern Blvd	Retail	1,774
Geneva	Sherwin-Williams	520 Hamilton St	Retail	1,179
Victor	Sherwin-Williams	7387 Pittsford Victor Rd	Retail	1,667

NEW YORK PAINTCARE SITES IN 2025

Sites with 0 gallons did not have paint picked up during the reporting year.

<u>City/Town</u>	<u>Site Name</u>	<u>Address</u>	<u>Type</u>	<u>Gallons</u>
Victor	Hadlocks House of Paint	7273 State Route 96	Retail	2,867
Orange County (8)				6,791
Florida	Werners ACE Hardware	8 N Main St	Retail	990
Middletown	Sherwin-Williams	303 Route 211 E	Retail	210
Middletown	Gervic Paint & Decorating Center	416 E Main St	Retail	561
Monroe	Sherwin-Williams	290 Larkin Dr	Retail	1,098
Monroe	Becks Monroe	74 Millpond Pkwy	Retail	409
Newburgh	Sherwin-Williams	1404 Route 300	Retail	2,414
Pine Bush	Becks Hardware Pine Bush	2412 NY-52	Retail	282
Port Jervis	Neversink True Value Lumber	95 Jersey Ave	Retail	826
Orleans County (1)				491
Medina	Evans Ace Hardware	342 E Center St	Retail	491
Oswego County (2)				1,854
Oswego	Sherwin-Williams	242 State Route 104 E	Retail	1,445
Pulaski	Whites Lumber	3704 State Route 13	Retail	409
Otsego County (5)				3,848
Cooperstown	Westlake ACE Hardware	5390 Rt 28	Retail	742
Cooperstown	Bruce Hall Home Center	206 Main St	Retail	452
Oneonta	Sherwin-Williams	729 State Hwy 28	Retail	1,084
Oneonta	Otsego ReUse Center	23 Duane St	Reuse Store	1,310
Richfield Springs	Aubuchon Hardware	129 Main St	Retail	260
Putnam County (1)				1,371
Brewster	Sherwin-Williams	1 Starr Ridge Rd	Retail	1,371

NEW YORK PAINTCARE SITES IN 2025

Sites with 0 gallons did not have paint picked up during the reporting year.

<u>City/Town</u>	<u>Site Name</u>	<u>Address</u>	<u>Type</u>	<u>Gallons</u>
Queens County (21)				5,897
Astoria	Sherwin-Williams	1942 37th St	Retail	304
Astoria	Broadway Hardware	2917 Broadway	Retail	53
Astoria	Loconsolo of Steinway	2831 Steinway St	Retail	55
Bayside	Sherwin-Williams	4739 Bell Blvd	Retail	489
Flushing	Sherwin-Williams	2519 Parsons Blvd	Retail	201
Flushing	Flushing Paint	133-43 35th Ave	Retail	285
Flushing	Colorall Home Fashions	161-24 Northern Blvd	Retail	425
Forest Hills	Sherwin-Williams	6860 Austin St	Retail	302
Hollis	NY Paint and Home Center #1	204-03 Hillside Ave	Retail	39
Jackson Heights	Sherwin-Williams	7567 31St Ave	Retail	343
Little Neck	Colorall Paint II	252-02 Northern Blvd	Retail	219
Long Island City	Long Island City Paint Store - PPG	51-02 27th St	Retail	257
Middle Village	Harrys Paint and Hardware True Value	8203 Eliot Ave	Retail	314
Ozone Park	Sherwin-Williams	107-20 Atlantic Ave	Retail	175
Queens	Liberty Paint and Deco	185-26 Union Tpke	Retail	399
Queens Village	Best Paint-Benjamin Moore Retail	220-23 Jamaica Ave	Retail	145
Richmond Hill	Jamaica Hardware and Paints	13101 Jamaica Ave	Retail	99
Ridgewood	Platz Hardware True Value	65-25 Forest Ave	Retail	352
Rockaway Park	Mazzone Ace Hardware	245-251 Beach 116 St	Retail	451
Whitestone	Whitestone Hardware	1248 150th St	Retail	293
Woodside	Sherwin-Williams	6216 34th Ave	Retail	698
Rensselaer County (7)				5,078
East Greenbush	Sherwin-Williams	596 Columbia Tpke	Retail	1,634
Hoosick Falls	Hoosick Falls Transfer Station	Walnut St	Transfer Station	375
Nassau	Hatchet Hardware of Nassau	3517 US Route 20	Retail	129

NEW YORK PAINTCARE SITES IN 2025

Sites with 0 gallons did not have paint picked up during the reporting year.

<u>City/Town</u>	<u>Site Name</u>	<u>Address</u>	<u>Type</u>	<u>Gallons</u>
Stephentown	Stephentown Transfer Station	235 Newton Rd	Transfer Station	429
Troy	Hatchet Hardware of Brunswick	831 Hoosick Rd	Retail	1,072
Troy	Country True Value Hardware	217 N Greenbush Rd	Retail	828
West Sand Lake	Sand Lake Convenience Facility	213 Chamberlin Hill Rd	Transfer Station	609

Richmond County (4) **2,739**

Staten Island	Sherwin-Williams	240 Page Ave	Retail	1,115
Staten Island	Sherwin-Williams	1440 Forest Ave	Retail	601
Staten Island	Greaves Paint and Hardware	3155 Amboy Rd	Retail	156
Staten Island	Sherwin-Williams	1462 Hylan Blvd	Retail	867

Rockland County (4) **25,324**

Nanuet	Sherwin-Williams	202 W Route 59	Retail	2,574
Pomona	Rockland County SWMA HHW Facility	35 Firemens Memorial Dr	HHW Facility	22,190
Suffern	Rainbow Ace Hardware	140 Orange Ave	Retail	224
West Haverstraw	Sherwin-Williams	36 Route 9 W	Retail	337

Saratoga County (8) **16,557**

Clifton Park	Sherwin-Williams	629 Plank Rd	Retail	2,836
Corinth	Whites Ace Hardware	2 Hamilton Ave	Retail	499
Halfmoon	Halfmoon Transfer Station	322 Route 146	Transfer Station	1,396
Rexford	Clifton Park Transfer Station	217 Vischer Ferry Rd	Transfer Station	3,711
Saratoga Springs	Sherwin-Williams	226 Washington St	Retail	4,927
Saratoga Springs	Allerdice Building Supply	41 Walworth St	Retail	1,245
South Glens Falls	Noble Ace Hardware	80 William St	Retail	1,261
Waterford	Hatchet Hardware of Waterford	42 Saratoga Ave	Retail	682

NEW YORK PAINTCARE SITES IN 2025

Sites with 0 gallons did not have paint picked up during the reporting year.

<u>City/Town</u>	<u>Site Name</u>	<u>Address</u>	<u>Type</u>	<u>Gallons</u>
Schenectady County (4)				9,991
Glenville	Schenectady County Compost and Recycling Center	24 Hetcheltown Rd	Recycling Center	1,734
Niskayuna	Hatchet Hardware of Niskayuna	1448 Balltown Rd	Retail	354
Rotterdam	GreenSheen Paint	1470 Rotterdam Industrial Park - Building 14 - Bay 7	Paint Recycler	5,732
Schenectady	Sherwin-Williams	1702 State St	Retail	2,171
Schoharie County (2)				542
Cobleskill	Cobleskill Agway	239 West Main St	Retail	439
Middleburgh	Middleburgh Recycling Center	142 Cotton Hill Rd	Recycling Center	103
St Lawrence County (5)				3,078
Canton	Coakley Home and Hardware	2535 NY-68	Retail	1,041
Canton	St Lawrence County Highway Facility	44 Park St	Other	887
Gouverneur	Aubuchon Hardware	32 Clinton St	Retail	194
Gouverneur	Whites Lumber	71 Depot St	Retail	346
Massena	Sherwin-Williams	164 Harte Haven Center	Retail	610
Steuben County (4)				3,038
Bath	Sherwin-Williams	121 Liberty St	Retail	820
Bath	Longwell Lumber and Building	31 W Steuben St	Retail	386
Corning	Stevens Paint Store	62 Bridge St	Retail	852
Corning	Sherwin-Williams	360 W Pulteney St	Retail	980
Suffolk County (36)				53,164
Babylon	Sherwin-Williams	260 E Main St	Retail	891
Bohemia	Long Island Hardware	3606 Veterans Memorial Hwy	Retail	839
Centereach	Sherwin-Williams	1945 Middle Country Rd	Retail	592
Commack	Sherwin-Williams	212 Jericho Tpke	Retail	974

NEW YORK PAINTCARE SITES IN 2025

Sites with 0 gallons did not have paint picked up during the reporting year.

<u>City/Town</u>	<u>Site Name</u>	<u>Address</u>	<u>Type</u>	<u>Gallons</u>
Copiapue	Costellos Ace Hardware	705 Montauk Hwy	Retail	324
Deer Park	Sherwin-Williams	410 Commack Rd	Retail	515
East Farmingdale	Costellos Ace Hardware	242 Broadhollow Rd	Retail	798
East Islip	Costellos Ace Hardware	15 W Main St	Retail	
East Islip	Sherwin-Williams	300 E Main St	Retail	948
East Moriches	East Moriches Hardware	469 Montauk Hwy	Retail	393
East Northport	Sherwin-Williams	353 Larkfield Rd	Retail	1,700
East Patchogue	Angels of Long Island	350-23 E Main St	Reuse Store	177
Hampton Bays	Shinnecock Hardware	91 W Montauk Hwy	Retail	460
Huntington	Sherwin-Williams	55 New York Ave	Retail	750
Huntington	Huntington Recycling Center and Transfer Station HHWF	641 New York Ave	HHW Facility	11,748
Huntington Station	Sherwin-Williams	1985 New York Ave	Retail	115
Medford	Sherwin-Williams	3170 A Route 112	Retail	1,067
Melville	Costellos Ace Hardware (Closed Oct 2025)	720 Walt Whitman Rd	Retail	301
Melville	Sherwin-Williams	610 Broadhollow Rd	Retail	571
Nesconset	Costellos Ace Hardware	246 Smithtown Blvd	Retail	649
Patchogue	Sherwin-Williams	206 E Main St	Retail	693
Port Jefferson Station	Sherwin-Williams	5060 Nesconset Hwy	Retail	1,095
Port Jefferson Station	Open Door Exchange	200 Wilson St	Reuse Store	
Riverhead	Sherwin-Williams	1704 Old Country Rd	Retail	1,360
Rocky Point	Costellos Ace Hardware	360 Route 25A	Retail	761
Ronkonkoma	Habitat ReStore Suffolk	2111 Lakeland Ave	Reuse Store	2,356
Shelter Island	Shelter Island Recycling Transfer Station and HHWF	34 N Menantic Rd	HHW Facility	1,046
Shirley	Sherwin-Williams	800 Montauk Hwy	Retail	261
Smithtown	Costellos Ace Hardware	52 E Main St	Retail	926
Southampton	Shinnecock East Ace Hardware	849 County Rd 39	Retail	516

NEW YORK PAINTCARE SITES IN 2025

Sites with 0 gallons did not have paint picked up during the reporting year.

<u>City/Town</u>	<u>Site Name</u>	<u>Address</u>	<u>Type</u>	<u>Gallons</u>
Wading River	Ace Hardware	6281 Route 25A	Retail	848
Wainscott	Sherwin-Williams	338 Montauk Hwy	Retail	1,078
West Babylon	Costellos Ace Hardware	515 Montauk Hwy	Retail	545
West Islip	Costellos Ace Hardware	448 Union Blvd	Retail	610
Westhampton Beach	Sherwin-Williams	80 Old Riverhead Rd	Retail	719
Yaphank	The Town Landfill - Brookhaven STOP Facility	350 Horseblock Rd	HHW Facility	16,539

Sullivan County (6)				4,914
----------------------------	--	--	--	--------------

Cochecton	Interim Western Sullivan Transfer Station	433 Mitchell Pond East Rd	Transfer Station	864
Eldred	Highland Transfer Station	475 State Route 55	Transfer Station	906
Ferndale	Ferndale Transfer Station	78 Lt J G Brender Hwy	Transfer Station	486
Livingston Manor	Rockland Transfer Station	131 Overlook Dr	Transfer Station	670
Monticello	Monticello Transfer Station	91 Landfill Dr	Transfer Station	1,445
Wurtsboro	Mamakating Transfer Station	164 Dump Rd	Transfer Station	543

Tompkins County (3)				4,911
----------------------------	--	--	--	--------------

Ithaca	Sherwin-Williams	722 S Meadow St	Retail	2,375
Ithaca	Agway Ace Northeast	2309 N Triphammer Rd	Retail	730
Ithaca	Ithaca ReUse Center and Office	214 Elmira Rd	Reuse Store	1,805

Ulster County (8)				7,730
--------------------------	--	--	--	--------------

Ellenville	Ace Hardware of Ellenville	140 S Main St	Retail	617
Ellenville	Slutsky Lumber	1 Pine St	Retail	
Kingston	Sherwin-Williams	568 Albany Ave	Retail	2,180
Kingston	Herzogs True Value Home Center	151 Plaza Rd	Retail	2,541
Kingston	Habitat ReStore Ulster County	406 Route 28	Reuse Store	469
New Paltz	Becks Home and Hardware - New Paltz	4 Cherry Hill Rd	Retail	909
Saugerties	Saugerties Lumber True Value	223 Ulster Ave	Retail	512

NEW YORK PAINTCARE SITES IN 2025

Sites with 0 gallons did not have paint picked up during the reporting year.

<u>City/Town</u>	<u>Site Name</u>	<u>Address</u>	<u>Type</u>	<u>Gallons</u>
Walkill	Becks Walkill	4 Bona Ventura Ave	Retail	503
Warren County (3)				2,836
Chestertown	Stephenson Lumber (New Jun 2024)	6267 US-9	Retail	109
Queensbury	Sherwin-Williams	736 Glen St	Retail	891
Queensbury	Colorize Inc	63 Quaker Rd	Retail	1,836
Washington County (2)				1,171
Greenwich	Aubuchon Hardware	511 State Route 29	Retail	702
Salem	A and J Enterprises Pro	7 Thomas St	Retail	469
Wayne County (2)				1,720
Newark	Sherwin-Williams	599 W Union St	Retail	1,031
Wolcott	Wolcott Building Supply and Home Center	11838 W Main St	Retail	689
Westchester County (17)				39,816
Bedford	Bedford Ace Hardware	466 Old Post Rd	Retail	816
Briarcliff Manor	Sherwin-Williams	1908 Pleasantville Rd	Retail	780
Buchanan	Buchanan Home Center	3119 Albany Post Rd	Retail	1,167
Eastchester	Sherwin-Williams	360 White Plains Rd	Retail	1,256
Harrison	Harrison Paint Supply	59 Purdy St	Retail	121
Millwood	Millwood Hardware	235 Saw Mill River Rd	Retail	579
Mount Kisco	Sherwin-Williams	156 N Bedford Rd	Retail	1,412
Peekskill	Sherwin-Williams	1837 E Main St	Retail	1,747
Port Chester	Sherwin-Williams	142 Midland Ave	Retail	1,828
Pound Ridge	Chubbys Hardware	68 Westchester Ave	Retail	
Scarsdale	Scarsdale Transfer Station	110 Secor Rd	Transfer Station	5,586
South Salem	Rings End	386 Smith Ridge Rd	Retail	1,087
Tuckahoe	Kawers Tuckahoe Paint and Glass	29 Columbus Ave	Retail	2,238

NEW YORK PAINTCARE SITES IN 2025

Sites with 0 gallons did not have paint picked up during the reporting year.

<u>City/Town</u>	<u>Site Name</u>	<u>Address</u>	<u>Type</u>	<u>Gallons</u>
Valhalla	Westchester County Valhalla HMRF	15 Woods Rd	HHW Facility	14,092
Yonkers	Sherwin-Williams	1025 Saw Mill River Rd	Retail	487
Yonkers	Yonkers Recycling Center	735 Saw Mill River Rd	Recycling Center	4,709
Yorktown Heights	Yorktown Recycling Center	2279 Crompond Rd	Recycling Center	1,909

Wyoming County (1) **546**

Warsaw	Montgomerys Building Supply	100 Allen St	Retail	546
--------	-----------------------------	--------------	--------	-----

2. Supplemental Sites **257,236****Albany County (7)** **15,813**

Albany	City of Albany Landfill (City)	525 Rapp Rd	HHW Event	3,803
Albany	Colonie Central High School	1 Raider Blvd	Paint Only Event	6,163
Bethlehem	Bethlehem Highway Garage (Town)	74 Elm Ave E	HHW Event	401
Cohoes	Town of Colonie Landfill (Town)	4 Arrowhead Ln	HHW Event	1,654
Guilderland Center	Guilderland Highway Dept (Town)	6338 Frenches Mill Rd	HHW Event	1,154
Ravena	RCS High School	2025 Rte 9W	Paint Only Event	2,067
Voorheesville	New Scotland Highway Dept (Town)	2869 New Scotland Rd	HHW Event	571

Allegany County (1) **420**

Belmont	Belmont Transfer Station (County)	6006 County Rd 48	HHW Event	420
---------	-----------------------------------	-------------------	-----------	-----

Bronx County (2) **4,572**

Bronx	New Generation Hardware Store (Dropped Mar 2025)	1800 Dr M Luther King Blvd	Retail	
Bronx	Orchard Beach Parking Lot (DSNY)	Orchard Beach Parking Lot	HHW Event	4,572

Broome County (1) **2,890**

Binghamton	City of Binghamton Public Works Dept	17 Broad Ave	Paint Only Event	2,890
------------	--------------------------------------	--------------	------------------	-------

NEW YORK PAINTCARE SITES IN 2025

Sites with 0 gallons did not have paint picked up during the reporting year.

<u>City/Town</u>	<u>Site Name</u>	<u>Address</u>	<u>Type</u>	<u>Gallons</u>
Cattaraugus County (1)				2
Ellicottville	Ellicottville Highway Department	5575 Bryant Hill Rd	HHW Event	2
Cayuga County (1)				1,033
Auburn	Cayuga Soil and Water Conservation District (County)	7413 County House Rd	HHW Event	1,033
Chautauqua County (3)				1,880
Falconer	Dept of Public Facilities Bldg (County)	454 N Work St	HHW Event	490
Irving	Seneca Nation Environmental Dept (Seneca Nation)	84 Iroquois Dr	HHW Event	308
Mayville	Town of Chautauqua Highway Garage (County)	50 Patterson St	HHW Event	1,081
Chemung County (1)				1,284
Horseheads	Chemung County Fairgrounds (County/Cassella)	170 Fairview Rd	HHW Event	1,284
Clinton County (1)				1,678
Morrisonville	Clinton County Landfill (County)	286 Sand Rd	HHW Event	1,678
Columbia County (1)				2,087
Ghent	Columbia County Fire Training Center (County)	50 Grandinetti Dr	HHW Event	2,087
Cortland County (1)				891
Cortland	Cortland County Recycling Center (County)	137 S Pendleton St	HHW Event	891
Delaware County (1)				1,235
Delhi	Public Safety Building Complex (County)	280 Phoebe Ln	HHW Event	1,235
Dutchess County (1)				576
Fishkill	NYSDOT Transportation Maintenance Facility	247 US-9	Other Event	576

NEW YORK PAINTCARE SITES IN 2025

Sites with 0 gallons did not have paint picked up during the reporting year.

<u>City/Town</u>	<u>Site Name</u>	<u>Address</u>	<u>Type</u>	<u>Gallons</u>
Erie County (12)				37,679
Akron	Highway Dept/Joint Municipal Facility (County)	12707 Clarence Center Rd	HHW Event	670
Boston	Boston Town Hall	8500 Boston State Rd	HHW Event	486
Buffalo	Martin Luther King Park (County)	778 Best St	HHW Event	1,421
Buffalo	SUNY Buffalo South Campus (GS)	3465 Main St	Paint Only Event	5,527
Buffalo	Erie County	860 Exchange St	Paint Only Event	4,348
Chaffee	Chaffee Landfill (Town)	10860 Olean Rd	HHW Event	309
Depew	Depew Public Works Dept	315 Borden Rd	HHW Event	1,975
Hamburg	Erie County Fairgrounds	5600 McKinley Pkwy	Paint Only Event	5,106
Orchard Park	Arthurs True Value Hardware	6471 W Quaker St	Retail	65
Tonawanda	Tonawanda Middle/High School (GS)	150 Hinds St	Paint Only Event	6,211
West Seneca	East Middle School	1445 Center Rd	Paint Only Event	5,597
Williamsville	Erie Community College North Campus (PaintCare)	6205 Main St	Paint Only Event	5,966
Essex County (4)				1,778
Elizabethtown	Essex County DPW (County)	8053 US Route 9	HHW Event	683
Lake Placid	Town of North Elba Highway Garage (County)	5648 Cascade Rd	HHW Event	521
North Hudson	North Hudson Town Highway Garage (County)	Route 9 - 7 Dump Rd	HHW Event	301
Ticonderoga	Ticonderoga Highway Garage (County)	138 Racetrack Rd	HHW Event	274
Fulton County (1)				2,086
Johnstown	Fulton County Landfill (County)	847 Mud Rd	HHW Event	2,086
Genesee County (1)				4,597
Batavia	GLOW - Genesee County Highway Department	153 Cedar Sr	Paint Only Event	4,597

NEW YORK PAINTCARE SITES IN 2025

Sites with 0 gallons did not have paint picked up during the reporting year.

<u>City/Town</u>	<u>Site Name</u>	<u>Address</u>	<u>Type</u>	<u>Gallons</u>
Greene County (2)				2,443
Athens	Greene County Highway Dept (County)	67 Scott Ln	HHW Event	1,148
Windham	Windham Transfer Station - (Town of Windham Hwy Dept HHW	83 County Rd 21	HHW Event	1,295
Jefferson County (2)				4,518
Watertown	Jefferson County Highway Dept (DANC)	21897 County Rd 190	HHW Event	2,225
Watertown	Jefferson County Department of Public Works	21897 County Rd 190	Paint Only Event	2,292
Kings County (2)				7,650
Brooklyn	Do It Best Hardware of Clinton Hill	900 Fulton St	Retail	63
Brooklyn	Floyd Bennett Field (DSNY)	Floyd Bennett Field	HHW Event	7,588
Lewis County (2)				1,671
Lowville	Lewis County Transfer Station	7952 State Route 26	Transfer Station Seasonal	903
Lowville	Lewis County Fairgrounds	5485 Bostwick St	HHW Event	768
Montgomery County (1)				1,131
Fonda	County Annex Building (County)	20 Park St	HHW Event	1,131
Nassau County (7)				8,165
Bethpage	Costellos Ace Hardware (Closed Mar 2025)	3899 Hempstead Tpke	Retail	
Farmingdale	Farmingdale State College (PaintCare)	2350 Broadhollow Rd	PaintCare Event	2,145
Glen Cove	Glen Cove DPW (City)	100 Morris Ave	HHW Event	1,550
Manhasset	Unitarian Universalist Congregation at Shelter Rock	48 Shelter Rock Rd	PaintCare Event	879
North Merrick	NYS DOT	1234 Meadow Brook Rd	Other Event	1,652
Old Westbury	Westbury High School (Town)	1 Post Rd (South Parking Lot)	HHW Event	550
Port Washington	North Hempstead Beach Park North Lot (Town)	175 W Shore Rd	HHW Event	1,389

NEW YORK PAINTCARE SITES IN 2025

Sites with 0 gallons did not have paint picked up during the reporting year.

<u>City/Town</u>	<u>Site Name</u>	<u>Address</u>	<u>Type</u>	<u>Gallons</u>
New York County (1)				1,427
New York	Union Square (DSNY)	Union Square	HHW Event	1,427
Niagara County (5)				11,962
Lewiston	Dwyer Ice Arena (GS)	5795 Lewiston Rd - 1 Monteagle Trl	Paint Only Event	3,048
Lockport	Lockport Town Hall (County)	6560 Dysinger Rd	HHW Event	1,758
Lockport	Starpont Central School District (GS)	4363 Mapleton Rd	Paint Only Event	2,889
Niagara Falls	Veterans Memorial Community Park	7000 Joe Rotella Way	Paint Only Event	2,465
North Tonawanda	North Tonawanda Public Works (County)	758 Erie Ave	HHW Event	1,803
Oneida County (2)				16,483
Rome	Department of Public Works	132 Race St	Paint Only Event	3,141
Utica	EcoDrop Utica (OHSWA)	80 Leland Ave	HHW Seasonal	13,342
Onondaga County (2)				8,863
N Syracuse	DMV Parking Lot (ERP)	5801 E Taft Rd	Paint Only Event	4,036
Syracuse	Empire Recycled Paint (Closed May 2025)	1810 Lemoyne Ave	Paint Recycler	4,827
Ontario County (2)				5,183
Farmington	Farmington Highway Dept (Casella)	985 Hook Rd	HHW Event	2,174
Stanley	Ontario County Landfill Recycling Center (Casella)	1879 State Route 5 & 20	HHW Event	3,009
Orange County (6)				12,967
Highland Falls	Orange County HHW Highland Falls	378 Main St	Other Event	1,091
Middletown	NYSDOT Transportation Maintenance Facility	3233 US-6	Other Event	619
New Hampton	Orange County Transfer Station #1	21 Training Center Ln	HHW Event	8,177

NEW YORK PAINTCARE SITES IN 2025

Sites with 0 gallons did not have paint picked up during the reporting year.

<u>City/Town</u>	<u>Site Name</u>	<u>Address</u>	<u>Type</u>	<u>Gallons</u>
Newburgh	Delano Hitch Recreation Center (County)	401 Washington St	HHW Event	1,595
Port Jervis	Orange County Transfer Station #3	86 Tow Path Rd	HHW Event	231
Port Jervis	Port Jervis High School Lower Parking Lot (County)	10 Route 209	HHW Event	1,253
Orleans County (1)				3,542
Medina	GCC Medina Campus Center - Counties Orleans and Niagara	11470 Maple Ridge Rd	Paint Only Event	3,542
Oswego County (1)				2,576
Fulton	Bristol Hill Materials Recovery Facility - HHW Facility (County)	3125 State Hwy 3	HHW Seasonal	2,576
Otsego County (2)				2,550
Cooperstown	Meadows Office Bldg (County)	140 County Hwy 33W	HHW Event	1,666
Unadilla	Unadilla Highway Bldg - Town Barn (County)	216 Co Hwy 3	HHW Event	884
Putnam County (1)				3,088
Kent	Fahnestock State Park - Canopus Lake Beach Parking Lot (County)	1570 Route 301	HHW Event	3,088
Queens County (4)				7,572
Flushing	Queens Botanical Garden	42-80 Crommelin St	PaintCare Event	55
Jamaica	Resorts World Casino – Lot C (DSNY)	Resorts World Casino – Lot C	HHW Event	5,225
Woodhaven	Forest Park	Seuffert Bandshell Parking Lot, Forest Park, Forest Park	PaintCare Event	1,846
Woodhaven	NYS DOT	Forest Park Dr	Other Event	446
Rensselaer County (7)				6,719
East Greenbush	Hudson Valley Community College (GS)	99 Troy Rd Lot B	Paint Only Event	4,147
Johnsonville	Town of Pittstown Highway Garage (County)	2500 NY Route 67	HHW Event	164
Johnsonville	Pittstown Transfer Station	2500 NY-67	Transfer Station Seasonal	135

NEW YORK PAINTCARE SITES IN 2025

Sites with 0 gallons did not have paint picked up during the reporting year.

<u>City/Town</u>	<u>Site Name</u>	<u>Address</u>	<u>Type</u>	<u>Gallons</u>
Schaghticoke	Schaghticoke Town Garage (ERCSWMA)	895 Old Schaghticoke Rd	Other	356
Schodack	Town of Schodack Highway Garage (Town)	3775 US Route 20	HHW Event	524
Troy	Troy Alamo Disposal Facility (City)	3000 East Industrial Pky	HHW Event	764
Troy	Brunswick Recycling Center (Town)	336 Town Office Rd	HHW Event	629
Richmond County (1)				6,485
Staten Island	Midland Beach Parking Lot (DSNY)	Midland Beach Parking Lot L	HHW Event	6,485
Saratoga County (3)				5,368
Clifton Park	Clifton Park Transfer Station (Town)	22 Ray Rd	HHW Event	709
Saratoga Springs	Saratoga Springs High School	1 Blue Streak Blvd	Paint Only Event	4,398
Waterford	Town Highway Garage	88 South St Extension	HHW Event	262
Schenectady County (2)				4,326
Niskayuna	Town of Niskayuna - Jeff Blantnick Park	2545 River Rd	Paint Only Event	1,912
Schenectady	Schenectady County Community College (County)	78 Washington Ave	HHW Event	2,414
Schoharie County (1)				1,388
Cobleskill	MOSA Schoharie County Transfer Station (County)	2805 State Route 7	HHW Event	1,388
Seneca County (2)				2,757
Romulus	Seneca County Highway Dept (County)	2017 Prospect St	HHW Event	597
Seneca Falls	Northeast College of Health Sciences	2360 NY-89	PaintCare Event	2,160
St Lawrence County (2)				2,596
Gouverneur	SLC Fairgrounds	85 E. Barney St	HHW Event	817
Massena	Massena Village Public Work Dept	85 Robinson Rd	HHW Event	1,779

NEW YORK PAINTCARE SITES IN 2025

Sites with 0 gallons did not have paint picked up during the reporting year.

<u>City/Town</u>	<u>Site Name</u>	<u>Address</u>	<u>Type</u>	<u>Gallons</u>
Steuben County (2)				1,245
Bath	Steuben County Landfill (County)	5632 Turnpike Rd	HHW Event	578
Painted Post	Erwin Transfer Station (County)	622 S Hamilton St	HHW Event	667
Suffolk County (11)				10,234
Cutchogue	Southold Town Transfer Station (Town)	6155 Cox Ln	HHW Event	2,926
East Hampton	East Hampton Recycling Center (Town)	260 Springs Fireplace Rd	HHW Event	324
Hampton Bays	Hampton Bays Transfer Station (Town)	30 Jackson Ave	HHW Event	829
Mastic	Angels of Long Island (Closed Sep 2025)	14 Herkimer St	Reuse Store	
Medford	Angelas House Home Store (Closed 4/30)	2052 Route 112	Reuse Store	54
Melville	NYS DOT Facility (DEC)	1400 Walt Whitman Dr	Other Event	2,292
Montauk	Montauk Transfer Station (Town)	365 Montauk Hwy	HHW Event	451
Riverhead	Town Highway Dept Yard (Town)	1177 Osborn Ave	HHW Event	1,632
Riverhead	NYS DOT Facility (DEC)	1900 County Route 58 (Old Country Rd)	Other Event	975
Sag Harbor	Sag Harbor Transfer Station (Town)	1404 Bridgehampton Sag Harbor Tpke	HHW Event	432
Southampton	North Sea Transfer Station (Town)	1370 Majors Path	HHW Event	319
Sullivan County (1)				2,252
Monticello	Monticello Transfer Station (County)	91 Landfill Dr	HHW Event	2,252
Tioga County (1)				1,814
Owego	Tioga County Public Works Dept (GS)	477 NY-96	Paint Only Event	1,814
Tompkins County (1)				4,136
Ithaca	Tompkins County Recycling and Solid Waste Center (County)	160 Commercial Ave	HHW Event	4,136

NEW YORK PAINTCARE SITES IN 2025

Sites with 0 gallons did not have paint picked up during the reporting year.

<u>City/Town</u>	<u>Site Name</u>	<u>Address</u>	<u>Type</u>	<u>Gallons</u>
Ulster County (4)				7,892
Kingston	UCRRA Ulster Transfer Station (County)	999 Flatbush Rd	HHW Event	1,265
Kingston	NYSDOT Transportation Maintenance Facility	11 Quarry St	Other Event	1,062
Kingston	City of Kingston - Kingston Plaza	151 Plaza Rd	Paint Only Event	4,435
New Paltz	UCRRA New Paltz Transfer Station (County)	1 Clearwater Rd	HHW Event	1,131
Warren County (3)				4,488
Glens Falls	East Field Parking Lot	175 Dix Ave	Paint Only Event	2,854
Queensbury	Queensbury Highway Garage (County)	742 Bay Rd	HHW Event	995
Warrensburg	Warren County DPW (County)	4028 Main St	HHW Event	639
Wayne County (2)				5,593
Lyons	Wayne County SWDC	7312 NY-31	HHW Event	888
Palmyra	Palmyra Highway Department	131 Kent St	Paint Only Event	4,705
Westchester County (7)				6,718
Peekskill	Charles Point Resource Recovery Facility (Resco) (County)	1 Charles Point Ave	HHW Event	500
Rye	Rye Playland (County)	1 Playland Pkwy	HHW Event	621
South Salem	Lewisboro Town Park (GS)	1079 Rt 35	Paint Only Event	1,847
Valhalla	NYSDOT Transportation Maintenance Facility	1 Dana Rd	Other Event	606
Yonkers	Sprain Ridge Park (County)	149 Jackskon Ave	HHW Event	354
Yonkers	Westchester County - Sprain Ridge Park	149 Jackson Ave	Paint Only Event	2,304
Yorktown Heights	FDR State Park (County)	2957 Crompond Rd	HHW Event	488
Yates County (1)				932
Penn Yan	Yates County Fair Grounds (County)	2370 Old Rt 14A	HHW Event	932

NEW YORK PAINTCARE SITES IN 2025

Sites with 0 gallons did not have paint picked up during the reporting year.

<u>City/Town</u>	<u>Site Name</u>	<u>Address</u>	<u>Type</u>	<u>Gallons</u>
3. Direct Pickup Sites				46,847
Albany County (9)				1,830
Albany	[State Government]		LVP	77
Albany	[Property Manager/Owner]		LVP	285
Albany	[Property Manager/Owner]		LVP	91
Albany	[Property Manager/Owner]		LVP	102
Albany	[Government State]		LVP	245
Albany	[Property Manager/Owner]		LVP	112
Delmar	[Household]		LVP	85
Guilderland Center	[Property Manager/Owner]		LVP	209
Slingerlands	[Property Manager/Owner]		LVP	625
Bronx County (12)				1,558
Bronx	[Property Manager/Owner]		LVP	203
Bronx	[Property Manager/Owner]		LVP	32
Bronx	[School District]		LVP	125
Bronx	[School or University]		LVP	55
Bronx	[School or University]		LVP	66
Bronx	[Property Manager/Owner]		LVP	173
Bronx	[School or University]		LVP	140
Bronx	[School or University]		LVP	126
Bronx	[Property Manager/Owner]		LVP	91
Bronx	[School or University]		LVP	200
Bronx	[School or University]		LVP	161
Bronx	[Property Manager/Owner]		LVP	186

NEW YORK PAINTCARE SITES IN 2025

Sites with 0 gallons did not have paint picked up during the reporting year.

<u>City/Town</u>	<u>Site Name</u>	<u>Address</u>	<u>Type</u>	<u>Gallons</u>
Broome County (1)				60
Binghamton	[Government State]		LVP	60
Cattaraugus County (3)				392
Hinsdale	[School or University]		LVP	69
Olean	[School or University]		LVP	164
Salamanca	[School or University]		LVP	160
Cayuga County (1)				49
Weedsport	[Retailer]		LVP	49
Chautauqua County (1)				86
Westfield	[Hospital]		LVP	86
Chemung County (2)				269
Elmira	[Hospital]		LVP	117
Pine City	[Household]		LVP	152
Chenango County (1)				82
Norwich	[Property Manager/Owner]		LVP	82
Clinton County (4)				718
Plattsburgh	[Painting Contractor]		LVP	288
Plattsburgh	[Vocational School]		LVP	239
Plattsburgh	[Hospital]		LVP	109
Plattsburgh	[School or University]		LVP	81
Dutchess County (7)				1,571
Fishkill	[Painting Contractor]		LVP	367
Poughkeepsie	[Construction]		LVP	278

NEW YORK PAINTCARE SITES IN 2025

Sites with 0 gallons did not have paint picked up during the reporting year.

<u>City/Town</u>	<u>Site Name</u>	<u>Address</u>	<u>Type</u>	<u>Gallons</u>
Poughkeepsie	[Property Manager/Owner]		LVP	213
Poughkeepsie	[Property Manager/Owner]		LVP	207
Red Hook	[School or University]		LVP	65
Stormville	[Correctional Facility]		LVP	331
Stormville	[Painting Contractor]		LVP	110
Erie County (20)				3,500
Amherst	[School or University]		LVP	132
Amherst	[Government City]		LVP	65
Bowmansville	[Construction]		LVP	229
Buffalo	[Hospital]		RLVP	143
Buffalo	[Construction]		LVP	300
Buffalo	[Property Manager/Owner]		LVP	90
Cheektowaga	[Painting Contractor]		LVP	382
Clarence	[Painting Contractor]		LVP	60
Clarence	[Hospital]		LVP	184
Depew	[Painting Contractor]		LVP	119
Depew	[Household]		LVP	98
Depew	[School or University]		LVP	329
Elma	[]		LVP	49
Kenmore	[Painting Contractor]		LVP	248
Lancaster	[Painting Contractor]		LVP	303
Lancaster	[Government City]		LVP	100
Orchard Park	[Property Manager/Owner]		LVP	311
Orchard Park	[Property Manager/Owner]		LVP	74
Orchard Park	[School or University]		LVP	100
Springville	[Art Center]		LVP	186

NEW YORK PAINTCARE SITES IN 2025

Sites with 0 gallons did not have paint picked up during the reporting year.

<u>City/Town</u>	<u>Site Name</u>	<u>Address</u>	<u>Type</u>	<u>Gallons</u>
Fulton County (1)				129
Gloversville	[Government City]		LVP	129
Genesee County (3)				490
Corfu	[Property Manager/Owner]		LVP	164
Stafford	[Painting Contractor]		LVP	84
Watworth	[School or University]		LVP	243
Jefferson County (1)				457
Fort Drum	[Government State]		LVP	457
Kings County (22)				4,117
Brooklyn	[Paint Retailer]		LVP	71
Brooklyn	[City Government]		LVP	623
Brooklyn	[Photo Studio]		LVP	164
Brooklyn	[Property Manager/Owner]		LVP	219
Brooklyn	[Government City]		LVP	296
Brooklyn	[School or University]		LVP	72
Brooklyn	[Painting Contractor]		LVP	62
Brooklyn	[Housing Co-op]		LVP	116
Brooklyn	[Household]		LVP	27
Brooklyn	[Household]		LVP	21
Brooklyn	[Property Manager/Owner]		LVP	25
Brooklyn	[School or University]		LVP	206
Brooklyn	[Government City]		LVP	442
Brooklyn	[Household]		LVP	56
Brooklyn	[Non for profit]		LVP	141
Brooklyn	[Government City]		LVP	219

NEW YORK PAINTCARE SITES IN 2025

Sites with 0 gallons did not have paint picked up during the reporting year.

<u>City/Town</u>	<u>Site Name</u>	<u>Address</u>	<u>Type</u>	<u>Gallons</u>
Brooklyn	[Government City]		LVP	340
Brooklyn	[Amusement Park]		LVP	231
Brooklyn	[Property Manager/Owner]		LVP	61
Brooklyn	[Property Manager/Owner]		LVP	84
Brooklyn	[Hospital]		LVP	296
Greenpoint	[Property Manager/Owner]		LVP	346
Livingston County (1)				195
Geneseo	[School or University]		LVP	195
Madison County (1)				115
Canastota	[Painting Contractor]		LVP	115
Monroe County (15)				3,394
Brockport	[Government City]		LVP	128
East Rochester	[Construction]		LVP	129
Henrietta	[Landscape +]		LVP	77
Irondequoit	[Painting Contractor]		LVP	104
Pittsford	[Government City]		LVP	1,827
Rochester	[Painting Contractor]		LVP	140
Rochester	[University]		LVP	146
Rochester	[Painting Contractor]		LVP	87
Rochester	[Painting Contractor]		LVP	32
Rochester	[Property Manager/Owner]		LVP	178
Rochester	[Property Manager/Owner]		LVP	103
Rochester	[Property Manager/Owner]		LVP	106
Rochester	[Property Manager/Owner]		LVP	69
Rochester	[Property Manager/Owner]		LVP	169
Webster	[Painting Contractor]		LVP	98

NEW YORK PAINTCARE SITES IN 2025

Sites with 0 gallons did not have paint picked up during the reporting year.

<u>City/Town</u>	<u>Site Name</u>	<u>Address</u>	<u>Type</u>	<u>Gallons</u>
Montgomery County (1)				153
Fultonville	[Construction]		LVP	153
Nassau County (8)				1,884
Glen Cove	[Painting Contractor]		LVP	337
Gln Cove	[Hospital]		LVP	126
Hicksville	[Painting Contractor]		LVP	144
Massapequa	[Retail]		LVP	131
Massapequa	[School or University]		LVP	183
Oceanside	[School or University]		LVP	649
Syosset	[School or University]		LVP	160
Woodbury	[Property Manager/Owner]		LVP	156
New York County (35)				4,189
Manhattan	[Property Manager/Owner]		LVP	86
Manhattan	[Property Manager/Owner]		LVP	93
New York	[Painting Contractor]		LVP	239
New York	[Painting Contractor]		LVP	243
New York	[Painting Contractor]		LVP	130
New York	[Government City]		LVP	120
New York	[Hospital]		LVP	47
New York	[Painting Contractor]		LVP	254
New York	[Paint Retailer]		LVP	158
New York	[Art Gallery]		LVP	193
New York	[Paint Retailer]		LVP	119
New York	[Government City]		LVP	107
New York	[Property Manager/Owner]		LVP	94
New York	[Hotel]		LVP	50

NEW YORK PAINTCARE SITES IN 2025

Sites with 0 gallons did not have paint picked up during the reporting year.

<u>City/Town</u>	<u>Site Name</u>	<u>Address</u>	<u>Type</u>	<u>Gallons</u>
New York	[Retailer]		LVP	149
New York	[Hotel]		LVP	70
New York	[Retailer]		LVP	119
New York	[Property Manager/Owner]		LVP	117
New York	[Property Manager/Owner]		LVP	279
New York	[Property Manager/Owner]		LVP	32
New York	[Property Manager/Owner]		LVP	108
New York	[Property Manager/Owner]		LVP	50
New York	[Property Manager/Owner]		LVP	40
New York	[Household]		LVP	27
New York	[Hotel]		LVP	57
New York	[Household]		LVP	71
New York	[Hotel]		LVP	61
New York	[Non-profit]		LVP	50
New York	[Property Manager/Owner]		LVP	114
New York	[Property Manager/Owner]		LVP	35
New York	[Painting Contractor]		LVP	81
New York	[Paint Retailer]		LVP	181
New York	[Property Manager/Owner]		LVP	371
New York	[Property Manager/Owner]		LVP	177
New York	[Property Manager/Owner]		LVP	65
Niagara County (2)				177
North Tonawanda	[Painting Contractor]		LVP	120
Tonawanda	[Painting Contractor]		LVP	58
Onondaga County (17)				1,956
Baldwinsville	[Painting Contractor]		LVP	205

NEW YORK PAINTCARE SITES IN 2025

Sites with 0 gallons did not have paint picked up during the reporting year.

<u>City/Town</u>	<u>Site Name</u>	<u>Address</u>	<u>Type</u>	<u>Gallons</u>
East Syracuse	[Construction]		LVP	213
Jamesville	[Property Manager/Owner]		LVP	55
Liverpool	[Construction]		LVP	60
Liverpool	[Property Manager/Owner]		LVP	59
Liverpool	[Property Manager/Owner]		LVP	128
Syracuse	[Painting Contractor]		LVP	134
Syracuse	[University]		LVP	212
Syracuse	[Non for profit]		LVP	49
Syracuse	[Hospital]		LVP	52
Syracuse	[Property Manager/Owner]		LVP	170
Syracuse	[Property Manager/Owner]		LVP	109
Syracuse	[Government City]		LVP	146
Syracuse	[Hospital]		LVP	82
Syracuse	[Property Manager/Owner]		LVP	139
Syracuse	[Painting Contractor]		LVP	62
Syracuse	[School or University]		LVP	84
Ontario County (3)				746
Geneva	[Household]		LVP	360
Honeoye	[School or University]		LVP	97
Victor	[Painting Contractor]		LVP	288
Orange County (8)				1,426
Cornwall	[Painting Contractor]		LVP	91
Harriman	[School or University]		LVP	513
Middletown	[Painting Contractor]		LVP	206
Middletown	[School or University]		LVP	148
Middletown	[School or University]		LVP	106

NEW YORK PAINTCARE SITES IN 2025

Sites with 0 gallons did not have paint picked up during the reporting year.

<u>City/Town</u>	<u>Site Name</u>	<u>Address</u>	<u>Type</u>	<u>Gallons</u>
Newburgh	[Household]		LVP	74
Tuxedo	[School or University]		LVP	202
Washingtonville	[School or University]		LVP	85
Queens County (16)				4,315
Astoria	[Painting Contractor]		LVP	697
Astoria	[Painting Contractor]		LVP	257
Bellerose	[Property Manager/Owner]		LVP	70
Forest Hills	[Property Manager/Owner]		LVP	15
Glendale	[School or University]		LVP	78
Long Island City	[Painting Contractor]		LVP	291
Long Island City	[Property Manager/Owner]		LVP	278
Long Island City	[Property Manager/Owner]		LVP	1,286
Long Island City	[Property Manager/Owner]		LVP	268
Middle Village	[Construction]		LVP	416
Middle Village	[Painting Contractor]		LVP	33
Ozone Park	[Household]		LVP	8
Queens	[School or University]		LVP	141
South Ozone Park	[School or University]		LVP	61
Woodside	[Painting Contractor]		LVP	378
Woodside	[Painting Contractor]		LVP	37
Rensselaer County (7)				913
Castleton	[Nursing Home]		LVP	51
Troy	[Painting Contractor]		LVP	267
Troy	[Property Manager/Owner]		LVP	156
Troy	[Housing Authority]		LVP	173
Troy	[School District]		LVP	112

NEW YORK PAINTCARE SITES IN 2025

Sites with 0 gallons did not have paint picked up during the reporting year.

<u>City/Town</u>	<u>Site Name</u>	<u>Address</u>	<u>Type</u>	<u>Gallons</u>
Troy	[Painting Contractor]		LVP	71
Troy	[Property Manager/Owner]		LVP	82
Richmond County (2)				452
Staten Island	[Painting Contractor]		LVP	256
Staten Island	[Property Manager/Owner]		LVP	196
Rockland County (2)				949
Congers	[Painting Contractor]		LVP	564
South Nyack	[Property Manager/Owner]		LVP	385
Saratoga County (7)				1,461
Ballston Spa	[Painting Contractor]		LVP	301
Clifton Park	[Residential Healthcare and Reahb]		LVP	51
Saratoga Springs	[Construction]		LVP	73
Saratoga Springs	[Hotel Resort]		LVP	231
Saratoga Springs	[Construction]		LVP	669
Saratoga Springs	[Property Manager/Owner]		LVP	50
South Glens Falls	[Construction]		LVP	86
Schenectady County (2)				182
Schenectady	[Retailer]		LVP	81
Schenectady	[School or University]		LVP	101
St Lawrence County (1)				47
Norwood	[Government State]		LVP	47
Steuben County (2)				382
Bath	[School or University]		LVP	86
Corning	[Property Manager/Owner]		LVP	297

NEW YORK PAINTCARE SITES IN 2025

Sites with 0 gallons did not have paint picked up during the reporting year.

<u>City/Town</u>	<u>Site Name</u>	<u>Address</u>	<u>Type</u>	<u>Gallons</u>
Suffolk County (13)				3,442
Calverton	[Government City]		LVP	107
Commack	[Paint Retailer]		LVP	130
Deer Park	[Paint Retailer]		LVP	112
East Islip	[NYS Park]		LVP	55
Farmingville	[Household]		LVP	150
Huntington Station	[Educational Technology Reseller]		LVP	43
Kings Park	[School or University]		LVP	148
Melville	[Property Manager/Owner]		LVP	352
Orient	[Property Manager/Owner]		LVP	530
Patchogue	[Construction]		LVP	104
Ronkonkoma	[Painting Contractor]		LVP	1,090
Ronkonkoma	[Painting Contractor]		LVP	301
Shoreham	[School or University]		LVP	319
Sullivan County (1)				178
Monticello	[Not for Profit School]		LVP	178
Tompkins County (7)				1,449
Freeville	[Construction]		LVP	65
Ithaca	[Property Manager/Owner]		LVP	47
Ithaca	[University]		RLVP	329
Ithaca	[School or University]		LVP	325
Ithaca	[Painting Contractor]		LVP	57
Lansing	[Painting Contractor]		LVP	139
Lansing	[Painting Contractor]		LVP	487

NEW YORK PAINTCARE SITES IN 2025

Sites with 0 gallons did not have paint picked up during the reporting year.

<u>City/Town</u>	<u>Site Name</u>	<u>Address</u>	<u>Type</u>	<u>Gallons</u>
Ulster County (2)				313
Kingston	[Construction]		LVP	85
Saugerties	[Painting Contractor]		LVP	229
Warren County (1)				156
Queensbury	[Painting Contractor]		LVP	156
Wayne County (2)				1,072
Newark	[Government City]		LVP	960
Patham	[Painting Contractor]		LVP	112
Westchester County (9)				1,908
Briarcliff Manor	[Country Club]		LVP	201
Larchmont	[Painting Contractor]		LVP	120
Mt Kisco	[Painting Contractor]		LVP	257
Pleasantville	[School or University]		LVP	265
Rye	[Household]		LVP	82
Yonkers	[Painting Contractor]		LVP	692
Yonkers	[Construction]		LVP	89
Yonkers	[Painting Contractor]		LVP	50
Yonkers	[Retailer]		LVP	152
Wyoming County (1)				82
Wyoming	[School or University]		LVP	82
4. Door-to-Door Programs				1,266
Erie County (5)				1,266
Boston	Boston Door-to-Door Program	(No street address)	HHW D2D	218
Colden	Colden Door-to-Door Program	(No street address)	HHW D2D	403

NEW YORK PAINTCARE SITES IN 2025

Sites with 0 gallons did not have paint picked up during the reporting year.

<u>City/Town</u>	<u>Site Name</u>	<u>Address</u>	<u>Type</u>	<u>Gallons</u>
Holland	Holland Door-to-Door Program	(No street address)	HHW D2D	190
Orchard Park	Orchard Park Door-to-Door Program	(No street address)	HHW D2D	244
Springville	Springville Door-to-Door Program	(No street address)	HHW D2D	211

5. Special Sites**20,952****Bronx County (1)****1,001**

Bronx	Special Waste Drop-Off Site (Bronx-Hunts Point) (DSNY)	Foot of Farragut St	Special	1,001
-------	--	---------------------	---------	-------

Kings County (1)**2,211**

Brooklyn	Special Waste Drop-Off Site (Brooklyn-Greenpoint) (DSNY)	459 N Henry St	Special	2,211
----------	--	----------------	---------	-------

New York County (1)**1,498**

New York	Special Waste Drop-Off Site (Manhattan-Lower East Side)	74 Pike Slip (under Manhattan Bridge)	Special	1,498
----------	---	---------------------------------------	---------	-------

Queens County (1)**6,870**

College Point	Special Waste Drop-Off Site (Queens-College Point) (DSNY)	120-15 31st Ave	Special	6,870
---------------	---	-----------------	---------	-------

Richmond County (1)**9,373**

Staten Island	Special Waste Drop-Off Site (Staten Island-Fresh Kills) (DSNY)	2 Muldoon Ave	Special	9,373
---------------	--	---------------	---------	-------

Total for All Sites

774,907

Appendix B

PaintCare Inc.

Financial Statements
and Independent Auditor's Report

December 31, 2025 and 2024

PaintCare Inc.

Financial Statements
December 31, 2025 and 2024

Contents

Independent Auditor’s Report.....	1-3
<i>Financial Statements</i>	
Statements of Financial Position.....	4
Statements of Activities	5
Statements of Functional Expenses	6-7
Statements of Cash Flows.....	8
Notes to Financial Statements.....	9-17
<i>Supplementary Information</i>	
Statements of Activities, Organized by Program.....	18-19

INDEPENDENT AUDITOR’S REPORT

To the Board of Directors of
PaintCare Inc.

Opinion

We have audited the accompanying financial statements of PaintCare Inc. (“PaintCare”), which comprise the statements of financial position as of December 31, 2025 and 2024; the related statements of activities, functional expenses, and cash flows for the years then ended; and the related notes to the financial statements.

In our opinion, the financial statements referred to above present fairly, in all material respects, the financial position of PaintCare as of December 31, 2025 and 2024, and the changes in its net assets and its cash flows for the years then ended in accordance with accounting principles generally accepted in the United States of America.

Basis for Opinion

We conducted our audits in accordance with auditing standards generally accepted in the United States of America. Our responsibilities under those standards are further described in the Auditor’s Responsibilities for the Audit of the Financial Statements section of our report. We are required to be independent of PaintCare and to meet our other ethical responsibilities in accordance with the relevant ethical requirements relating to our audits. We believe that the audit evidence we have obtained is sufficient and appropriate to provide a basis for our audit opinion.

Responsibilities of Management for the Financial Statements

Management is responsible for the preparation and fair presentation of the financial statements in accordance with accounting principles generally accepted in the United States of America, and for the design, implementation, and maintenance of internal control relevant to the preparation and fair presentation of financial statements that are free from material misstatement, whether due to fraud or error.

Responsibilities of Management for the Financial Statements (continued)

In preparing the financial statements, management is required to evaluate whether there are conditions or events, considered in the aggregate, that raise substantial doubt about PaintCare's ability to continue as a going concern within one year after the date that the financial statements are available to be issued.

Auditor's Responsibilities for the Audit of the Financial Statements

Our objectives are to obtain reasonable assurance about whether the financial statements as a whole are free from material misstatement, whether due to fraud or error, and to issue an auditor's report that includes our opinion. Reasonable assurance is a high level of assurance but is not absolute assurance and therefore is not a guarantee that an audit conducted in accordance with generally accepted auditing standards will always detect a material misstatement when it exists. The risk of not detecting a material misstatement resulting from fraud is higher than for one resulting from error, as fraud may involve collusion, forgery, intentional omissions, misrepresentations, or the override of internal control. Misstatements are considered material if there is a substantial likelihood that, individually or in the aggregate, they would influence the judgment made by a reasonable user based on the financial statements.

In performing an audit in accordance with generally accepted auditing standards, we:

- Exercise professional judgment and maintain professional skepticism throughout the audit.
- Identify and assess the risks of material misstatement of the financial statements, whether due to fraud or error, and design and perform audit procedures responsive to those risks. Such procedures include examining, on a test basis, evidence regarding the amounts and disclosures in the financial statements.
- Obtain an understanding of internal control relevant to the audit in order to design audit procedures that are appropriate in the circumstances, but not for the purpose of expressing an opinion on the effectiveness of PaintCare's internal control. Accordingly, no such opinion is expressed.
- Evaluate the appropriateness of accounting policies used and the reasonableness of significant accounting estimates made by management, as well as evaluate the overall presentation of the financial statements.
- Conclude whether, in our judgment, there are conditions or events, considered in the aggregate, that raise substantial doubt about PaintCare's ability to continue as a going concern for a reasonable period of time.

Auditor's Responsibilities for the Audit of the Financial Statements (continued)

We are required to communicate with those charged with governance regarding, among other matters, the planned scope and timing of the audit, significant audit findings, and certain internal control related matters that we identified during the audit.

Supplementary Information

Our audits were conducted for the purpose of forming an opinion on the financial statements as a whole. The supplementary information on pages 18-19 is presented for purposes of additional analysis and is not a required part of the financial statements. Such information is the responsibility of management and was derived from and relates directly to the underlying accounting and other records used to prepare the financial statements. The information has been subjected to the auditing procedures applied in the audit of the financial statements and certain additional procedures, including comparing and reconciling such information directly to the underlying accounting and other records used to prepare the financial statements or to the financial statements themselves, and other additional procedures in accordance with auditing standards generally accepted in the United States of America. In our opinion, the information is fairly stated in all material respects in relation to the financial statements as a whole.

A handwritten signature in black ink that reads "Rogers + Company PLLC". The signature is written in a cursive, slightly stylized font.

Vienna, Virginia
March 23, 2026

PaintCare Inc.

Statements of Financial Position
December 31, 2025 and 2024

	<u>2025</u>	<u>2024</u>
Assets		
Current assets:		
Cash and cash equivalents	\$ 40,825,580	\$ 22,927,474
Accounts receivable	4,149,776	5,479,898
Investments	44,180,125	64,566,208
Prepaid expenses	<u>1,527,746</u>	<u>544,451</u>
Total current assets	90,683,227	93,518,031
Intangible assets, net	<u>31,875</u>	<u>31,581</u>
Total assets	<u><u>\$ 90,715,102</u></u>	<u><u>\$ 93,549,612</u></u>
Liabilities and Net Assets		
Liabilities		
Current liabilities:		
Accounts payable and accrued expenses	\$ 11,826,106	\$ 9,906,718
Due to affiliate	<u>6,419,255</u>	<u>4,458,037</u>
Total liabilities	<u>18,245,361</u>	<u>14,364,755</u>
Net Assets		
Without donor restrictions	<u>72,469,741</u>	<u>79,184,857</u>
Total net assets	<u>72,469,741</u>	<u>79,184,857</u>
Total liabilities and net assets	<u><u>\$ 90,715,102</u></u>	<u><u>\$ 93,549,612</u></u>

See accompanying notes.

PaintCare Inc.Statements of Activities
For the Years Ended December 31, 2025 and 2024

	2025	2024
Operating Revenue and Support		
Paint recovery fees	\$ 74,012,342	\$ 77,935,304
Total operating revenue and support	74,012,342	77,935,304
Expenses		
Program and delivery services:		
Oregon	5,661,065	5,399,480
California	31,575,179	33,388,128
Connecticut	2,921,365	3,147,817
Rhode Island	701,741	689,420
Minnesota	5,821,900	6,501,411
Vermont	741,363	753,230
Maine	1,303,256	1,417,536
Colorado	6,806,487	7,284,048
District of Columbia	454,594	487,719
Washington	8,220,942	7,741,911
New York	11,145,786	9,899,737
Illinois	1,133,569	283,158
Maryland	290,963	60,951
Total program and delivery services	76,778,210	77,054,546
General and administrative	9,150,260	8,707,801
Total expenses	85,928,470	85,762,347
Change in Net Assets from Operations	(11,916,128)	(7,827,043)
Non-Operating Activities		
Investment return, net	4,613,918	4,157,734
Bank interest	587,094	-
Total non-operating activities	5,201,012	4,157,734
Change in Net Assets	(6,715,116)	(3,669,309)
Net Assets, beginning of year	79,184,857	82,854,166
Net Assets, end of year	\$ 72,469,741	\$ 79,184,857

See accompanying notes.

PaintCare Inc.

Statement of Functional Expenses
For the Year Ended December 31, 2025

	Program and Delivery Services													General and Administrative	Total	
	Oregon	California	Connecticut	Rhode Island	Minnesota	Vermont	Maine	Colorado	District of Columbia	Washington	New York	Illinois	Maryland			
Expenses																
Salaries and related benefits	\$ 237,873	\$ 1,068,413	\$ 127,450	\$ 37,866	\$ 236,281	\$ 49,456	\$ 105,270	\$ 406,315	\$ 14,019	\$ 335,813	\$ 755,241	\$ 320,635	\$ 118,317	\$ 3,338,942	\$ 7,151,891	
Collection support	47,668	3,350,910	453,426	114,606	507,709	102,076	183,952	452,229	28,864	195,618	706,440	322,296	-	1,551	6,467,345	
Transportation and processing	4,759,082	23,065,884	2,260,790	502,832	4,993,293	541,376	956,824	5,562,175	242,878	7,476,387	6,219,770	254,316	-	-	56,835,607	
Communications	483,953	3,403,922	38,639	26,150	15,196	24,385	34,537	186,649	125,305	69,010	3,320,149	114,249	24,457	462,128	8,328,729	
State agency administrative fees	40,000	465,207	20,600	-	12,912	15,000	-	120,000	32,439	71,192	-	10,000	80,000	-	867,350	
Professional fees	41,736	79,357	11,915	15,304	22,477	35	9,958	40,505	580	12,850	40,265	29,370	29,691	180,034	514,077	
Office and supplies	1,834	8,746	643	100	4,011	559	632	2,938	100	1,818	8,483	10,042	1,067	26,834	67,807	
Subscriptions and publications	-	-	-	-	-	-	-	-	-	-	-	-	-	169,948	169,948	
Professional development	901	-	-	-	27	-	-	-	7	997	1,011	47	41	21,401	24,432	
Travel	39,018	127,274	4,997	1,911	29,361	8,408	9,053	31,002	7,101	32,379	49,201	69,206	36,439	388,091	833,441	
Meetings	1,083	5,466	22	-	633	68	39	1,839	319	779	3,372	1,662	136	75,600	91,018	
Bank fees	2,886	-	2,883	2,972	-	-	2,991	2,835	2,982	2,909	3,706	1,746	815	114,889	141,614	
Management fees	-	-	-	-	-	-	-	-	-	-	-	-	-	3,966,616	3,966,616	
Insurance	-	-	-	-	-	-	-	-	-	-	-	-	-	385,657	385,657	
Amortization	-	-	-	-	-	-	-	-	-	-	1,675	-	-	17,732	19,407	
Interest	-	-	-	-	-	-	-	-	-	12,062	36,473	-	-	-	48,535	
Other expenses	5,031	-	-	-	-	-	-	-	-	9,128	-	-	-	837	14,996	
Total Expenses	\$ 5,661,065	\$ 31,575,179	\$ 2,921,365	\$ 701,741	\$ 5,821,900	\$ 741,363	\$ 1,303,256	\$ 6,806,487	\$ 454,594	\$ 8,220,942	\$ 11,145,786	\$ 1,133,569	\$ 290,963	\$ 9,150,260	\$ 85,928,470	

See accompanying notes.

PaintCare Inc.

Statement of Functional Expenses
For the Year Ended December 31, 2024

	Program and Delivery Services													General and Administrative	Total
	Oregon	California	Connecticut	Rhode Island	Minnesota	Vermont	Maine	Colorado	District of		New York	Illinois	Maryland		
								Columbia	Washington						
Expenses															
Salaries and related benefits	\$ 170,765	\$ 944,699	\$ 113,041	\$ 33,732	\$ 266,980	\$ 47,603	\$ 100,823	\$ 316,589	\$ 26,576	\$ 396,610	\$ 651,321	\$ 114,067	\$ 15,370	\$ 3,017,093	\$ 6,215,269
Collection support	110,296	3,500,362	472,724	108,720	549,767	103,951	194,754	511,469	38,462	245,390	524,254	-	-	1,506	6,361,655
Transportation and processing	4,606,127	23,208,520	2,499,531	475,516	5,044,971	556,739	1,012,680	6,078,292	211,236	6,884,174	5,578,286	-	-	-	56,156,072
Communications	434,518	4,373,623	8,436	55,243	581,543	21,065	5,225	201,121	165,828	40,170	2,904,595	40,340	532	260,888	9,093,127
State agency administrative fees	40,000	678,974	20,800	-	9,690	15,000	61,234	120,000	31,617	64,557	-	-	-	-	1,041,872
Professional fees	9,232	370,814	25,524	13,635	1,302	133	23,088	16,621	353	31,581	28,929	104,300	39,922	192,127	857,561
Office and supplies	1,056	7,885	329	104	2,757	222	387	3,195	49	1,919	6,511	796	-	19,101	44,311
Subscriptions and publications	-	-	-	-	-	-	91	78	-	-	267	-	-	156,012	156,448
Professional development	454	85	-	-	16	143	137	-	-	1,291	439	7	-	16,642	19,214
Travel	20,672	139,267	7,432	2,469	43,572	8,374	19,117	34,230	12,786	41,053	63,636	22,014	5,127	335,656	755,405
Meetings	256	7,044	-	-	649	-	-	2,453	598	1,238	1,197	1,532	-	76,933	91,900
Bank fees	-	-	-	-	-	-	-	-	-	-	-	-	-	115,261	115,261
Management fees	-	-	-	-	-	-	-	-	-	-	-	-	-	4,099,938	4,099,938
Insurance	-	-	-	-	-	-	-	-	-	-	4,156	-	-	381,621	385,777
Amortization	-	-	-	-	-	-	-	-	-	-	1,675	-	-	34,951	36,626
Interest	-	-	-	-	-	-	-	-	-	23,729	134,471	-	-	-	158,200
Other expenses	6,104	156,855	-	1	164	-	-	-	214	10,199	-	102	-	72	173,711
Total Expenses	\$ 5,399,480	\$ 33,388,128	\$ 3,147,817	\$ 689,420	\$ 6,501,411	\$ 753,230	\$ 1,417,536	\$ 7,284,048	\$ 487,719	\$ 7,741,911	\$ 9,899,737	\$ 283,158	\$ 60,951	\$ 8,707,801	\$ 85,762,347

See accompanying notes.

PaintCare Inc.

Statements of Cash Flows
For the Years Ended December 31, 2025 and 2024

	2025	2024
Cash Flows from Operating Activities		
Change in net assets	\$ (6,715,116)	\$ (3,669,309)
Adjustments to reconcile change in net assets to net cash used in operating activities:		
Amortization	19,407	36,626
Net realized and unrealized gain on investments	(3,181,508)	(2,175,093)
Change in allowance for credit losses on accounts receivable	-	(444,585)
Change in allowance for credit losses on note receivable	209,345	3,326,125
Change in operating assets and liabilities:		
Decrease (increase) in:		
Accounts receivable	1,330,122	264,983
Prepaid expenses	(983,295)	(238,467)
Increase (decrease) in:		
Accounts payable and accrued expenses	1,919,388	179,713
Due to affiliate	1,961,218	(1,550,314)
	<u>(5,440,439)</u>	<u>(4,270,321)</u>
Net cash used in operating activities		
Cash Flows from Investing Activities		
Purchases of investments	(5,239,228)	(67,610,612)
Proceeds from sale of investments	28,806,819	65,627,972
Issuance of note receivable	(209,345)	(3,326,125)
Purchases of intangible assets	(19,701)	(14,825)
	<u>23,338,545</u>	<u>(5,323,590)</u>
Net cash provided by (used in) investing activities		
Net Increase (Decrease) in Cash and Cash Equivalents	17,898,106	(9,593,911)
Cash and Cash Equivalents, beginning of year	<u>22,927,474</u>	<u>32,521,385</u>
Cash and Cash Equivalents, end of year	<u>\$ 40,825,580</u>	<u>\$ 22,927,474</u>

See accompanying notes.

PaintCare Inc.

Notes to Financial Statements
December 31, 2025 and 2024

1. Nature of Operations

PaintCare Inc. (“PaintCare”), a not-for-profit 501(c)(3) organization, was created in October 2009 by the American Coatings Association (ACA), who, working with state and local government stakeholders, passed the first ever paint product stewardship law in the United States in the state of Oregon in 2009. Similar legislation has subsequently been passed in other jurisdictions. The paint stewardship legislation guides an industry-led, end-of-life management program for post-consumer paint, which PaintCare operates. The PaintCare Board is made up of architectural paint manufacturers and participation in PaintCare is not limited to ACA members, but open to all architectural paint manufacturers. There are no dues or registration fees associated with PaintCare.

PaintCare organized single-member limited liability companies (LLC) for the Oregon, Connecticut, Rhode Island, Maine, District of Columbia, Washington, New York, Colorado, Maryland, and Illinois programs in an effort to shield the assets of each state program from liability stemming from acts and obligations of other PaintCare state programs.

2. Summary of Significant Accounting Policies

Basis of Accounting and Presentation

PaintCare’s financial statements and footnotes are prepared in accordance with accounting principles generally accepted in the United States of America (GAAP). Net assets without donor restrictions represent funds that are not subject to donor-imposed stipulations and are available for support of PaintCare’s operations. There were no net assets with donor restrictions as of December 31, 2025 and 2024.

Cash Equivalents

For the purpose of the statements of cash flows, PaintCare considers as cash equivalents all highly liquid investments, which can be converted into known amounts of cash and have a maturity period of 90 days or less at the time of purchase. Excluded from this definition of cash equivalents are amounts held for investments.

PaintCare Inc.

Notes to Financial Statements
December 31, 2025 and 2024

2. Summary of Significant Accounting Policies (continued)

Accounts Receivable

Accounts receivable consist of amounts due from post-consumer paint recovery fees and are presented net of an allowance for credit losses resulting from the inability of customers to make required payments. The allowance for credit losses is based upon historical loss experience in combination with current economic conditions and a forecast of future economic conditions. Any change in the assumptions used in analyzing a specific account receivable might result in an additional allowance for credit losses being recognized in the period in which the change occurs. There was no allowance for credit losses on accounts receivable at both December 31, 2025 and 2024. Accounts receivable at January 1, 2024 was \$5,300,296.

Note Receivable

Effective July 2, 2024, PaintCare entered into a settlement agreement with a manufacturer who participated in the post-consumer paint recovery program. PaintCare and the manufacturer agreed to convert \$2,976,509 of outstanding paint recovery fees due to the Program into a structured note receivable. The terms of the agreement require the manufacturer to pay PaintCare the principal amount, together with interest and reimburse for attorney's fees not to exceed \$250,000. As of December 31, 2025 and 2024, the manufacturer owes PaintCare \$3,535,470 and \$3,326,125, respectively. PaintCare has an allowance on this note receivable totaling \$3,535,470 and \$3,326,125 as of December 31, 2025 and 2024, respectively, in the event collection does not occur.

Allowance for credit losses consists of the following at December 31:

	<u>2025</u>	<u>2024</u>
Allowance for credit losses, beginning of year	\$ 3,326,125	\$ 2,351,584
Additions (charges to expense)	209,345	3,326,125
Deductions (write-offs, net of recoveries)	-	(2,351,584)
Allowance for credit losses, end of year	<u>\$ 3,535,470</u>	<u>\$ 3,326,125</u>

PaintCare Inc.

Notes to Financial Statements
December 31, 2025 and 2024

2. Summary of Significant Accounting Policies (continued)

Investments

Investments are stated at fair value, based on quoted market prices. All realized and unrealized gains and losses, net of investment management fees, are reported as a component of net investment return in the accompanying statements of activities.

Intangible Assets

PaintCare capitalizes certain costs associated with computer software developed or obtained for internal use in accordance with the provision of Financial Accounting Standards Board (FASB) Accounting Standards Codification (ASC) 350-40, *Internal Use Software*. PaintCare's policy provides for the capitalization of external direct costs of materials and services, and directly related payroll costs. Costs associated with preliminary project state activities, training, maintenance, and post implementation stage activities are expensed as incurred. Capitalized costs are amortized over the estimated useful life of five years on a straight-line basis.

Revenue Recognition

PaintCare recognizes revenue from post-consumer paint recovery fees at the time architectural paint product is sold by a manufacturer participant of the paint product stewardship program. Manufacturer participants in the program pay the PaintCare recovery fee to PaintCare based on the amount of program products they sell on a monthly basis. The majority of PaintCare's revenue arrangements generally consist of a single performance obligation to transfer promised services. Revenue is recognized when PaintCare delivers the services.

Economic conditions, including customer confidence, employment trends, inflation, and global events, may influence the timing and amount of revenue recognized and cash received. However, management has not identified any current economic factors materially impacting revenue streams. During the years ended December 31, 2025 and 2024, PaintCare did not recognize any impairment losses or credit losses on receivables or contract assets arising from contracts with customers. There were no incremental costs of obtaining contracts, and no significant financing components were identified in any customer arrangements. Additionally, there were no significant changes in judgments affecting the timing or amount of revenue recognized.

PaintCare Inc.

Notes to Financial Statements
December 31, 2025 and 2024

2. Summary of Significant Accounting Policies (continued)

Revenue Recognition (continued)

Specifically, for the various types of contracts, PaintCare recognizes revenue as follows:

Program participants report their monthly unit sales of paint through a secure, HTTPS online system using their unique user ID and password. The participant must pay a paint recovery fee per unit sold, based on container size, according to the established fee schedule for each state program. As the PaintCare recovery fee is added to the wholesale price of paint and passed through uniformly to the retail purchase price of paint—so that the manufacturer, distributor, and/or retailer is made whole—in some cases, distributors or retailers have elected to undertake the obligation of the manufacturer for these fees. Thus, PaintCare has allowed remitter agreements in the program, whereby a distributor or retailer reports and remits directly to PaintCare on behalf of a participant manufacturer's brand or brands. Reports and payments are due by the end of the month following the reporting period.

Revenue from all other sources is recognized when earned.

Functional Allocation of Expenses

The costs of providing the various program and supporting activities have been summarized on a functional basis in the accompanying financial statements. The statements of functional expenses present the natural classification detail of expenses by function. PaintCare has determined all costs are directly identifiable.

Communications Costs

PaintCare holds communication-related contracts for advertising, marketing, and consumer awareness. Communications costs are charged to operations when incurred. Communications expenses were \$8,328,729 and \$9,093,127 for the years ended December 31, 2025 and 2024, respectively.

Measure of Operations

PaintCare includes in its measure of operations all revenues and expenses that are an integral part of its programs and supporting activities, and excludes net investment return and bank interest.

PaintCare Inc.

Notes to Financial Statements
December 31, 2025 and 2024

2. Summary of Significant Accounting Policies (continued)

Use of Estimates

The preparation of the financial statements in conformity with GAAP requires management to make estimates and assumptions that affect the amounts reported in the financial statements and accompanying notes. Actual results could differ from those estimates.

Subsequent Events

In preparing these financial statements, PaintCare has evaluated events and transactions for potential recognition or disclosure through March 23, 2026, the date the financial statements were available to be issued.

3. Liquidity and Availability

PaintCare strives to maintain liquid financial assets sufficient to cover 90 days of general expenditures. Management periodically reviews PaintCare's liquid asset needs and adjusts the cash and cash equivalents balances as necessary.

Financial assets available for general expenditures, that is, without donor or other restrictions limiting their use, within one year of the statements of financial position date, comprise the following at December 31:

	<u>2025</u>	<u>2024</u>
Cash and cash equivalents	\$ 40,825,580	\$ 22,927,474
Accounts receivable	4,149,776	5,479,898
Investments, short term	<u>44,180,125</u>	<u>64,566,208</u>
Total available for general expenditures	<u>\$ 89,155,481</u>	<u>\$ 92,973,580</u>

PaintCare Inc.

Notes to Financial Statements
December 31, 2025 and 2024

4. Concentrations of Credit Risk

Financial instruments that potentially subject PaintCare to significant concentrations of credit risk consist of cash and cash equivalents, and investments. PaintCare maintains cash deposit and transaction accounts, along with investments, with various financial institutions and these values, from time to time, may exceed insurable limits under the Federal Deposit Insurance Corporation (FDIC) and Securities Investor Protection Corporation (SIPC). PaintCare has not experienced any credit losses on its cash and cash equivalents, and investments to date as it relates to FDIC and SIPC insurance limits. Management periodically assesses the financial condition of these financial institutions and believes that the risk of any credit loss is minimal.

5. Accounts Receivable

Accounts receivable related to the following programs were due as follows at December 31:

	2025	2024
California	\$ 1,457,333	\$ 1,928,903
New York	778,209	1,581,703
Illinois	551,944	-
Washington	362,724	510,125
Colorado	242,802	396,471
Minnesota	223,505	281,791
Oregon	213,814	308,324
Connecticut	112,147	226,246
Maine	88,503	80,228
Vermont	54,600	78,360
Rhode Island	33,481	60,687
District of Columbia	30,714	27,060
Total accounts receivable	<u>\$ 4,149,776</u>	<u>\$ 5,479,898</u>

PaintCare Inc.

Notes to Financial Statements
December 31, 2025 and 2024

6. Investments and Fair Value Measurements

Net investment return consisted of the following for the years ended December 31:

	<u>2025</u>	<u>2024</u>
Interest and dividend income	\$ 1,547,252	\$ 2,134,408
Net realized and unrealized gain	3,181,508	2,175,093
Less: investment management fees	<u>(114,842)</u>	<u>(151,767)</u>
Total investment return, net	<u>\$ 4,613,918</u>	<u>\$ 4,157,734</u>

PaintCare invests a portion of its accumulated surplus in a portfolio with Merrill Lynch. The sole objective of the portfolio is to earn a return equal to the rate of inflation and thus preserve the purchasing power of its capital. Interest, dividends, changes in market value, and other investment activities are allocated to each state program based on the relative net asset balances of each state program. Oversight of the investments is provided by the PaintCare Budget and Finance Committee and by the PaintCare Board of Directors.

PaintCare follows FASB ASC 820, *Fair Value Measurements and Disclosures*, for its financial assets. This standard establishes a fair value hierarchy that prioritizes the inputs to valuation techniques used to measure fair value. Fair value measurement standards require an entity to maximize the use of observable inputs (such as quoted prices in active markets) and minimize the use of unobservable inputs (such as appraisals or other valuation techniques) to determine fair value. The categorization of a financial instrument within the hierarchy is based upon the pricing transparency of the instrument and does not necessarily correspond to the entity's perceived risk of that instrument.

The inputs used in measuring fair value are categorized into three levels. Level 1 inputs consist of unadjusted quoted prices in active markets for identical assets and liabilities and have the highest priority. Level 2 is based upon observable inputs other than quoted market prices, and Level 3 is based on unobservable inputs. Transfers between levels in the fair value hierarchy are recognized at the end of the reporting period.

In general, and where applicable, PaintCare uses quoted prices in active markets for identical assets to determine fair value. This pricing methodology applies to Level 1 investments.

PaintCare Inc.

Notes to Financial Statements
December 31, 2025 and 2024

6. Investments and Fair Value Measurements (continued)

The following table presents PaintCare's fair value hierarchy for those assets measured on a recurring basis as of December 31, 2025:

	Level 1	Level 2	Level 3	Total
Fixed income	\$ 26,316,443	\$ -	\$ -	\$ 26,316,443
Equities	15,774,731	-	-	15,774,731
Cash equivalents	2,088,951	-	-	2,088,951
Total investments	\$ 44,180,125	\$ -	\$ -	\$ 44,180,125

The following table presents PaintCare's fair value hierarchy for those assets measured on a recurring basis as of December 31, 2024:

	Level 1	Level 2	Level 3	Total
Fixed income	\$ 39,801,862	\$ -	\$ -	\$ 39,801,862
Equities	21,923,128	-	-	21,923,128
Cash equivalents	2,841,218	-	-	2,841,218
Total investments	\$ 64,566,208	\$ -	\$ -	\$ 64,566,208

7. Intangible Assets

Net intangible assets consist of the following at December 31:

	2025	2024
Software	\$ 536,922	\$ 517,222
Less: accumulated amortization	(505,047)	(485,641)
Intangible assets, net	\$ 31,875	\$ 31,581

PaintCare Inc.

Notes to Financial Statements
December 31, 2025 and 2024

7. Intangible Assets (continued)

Amortization expense for each year of the estimated remaining lives is estimated to be as follows for the years ending December 31:

2026	\$	15,447
2027		9,861
2028		<u>6,567</u>
Future estimated amortization	\$	<u><u>31,875</u></u>

8. Related Party Transactions

ACA, a related party, is a separate, 501(c)(6) nonprofit organization working to advance the needs of the paint and coatings industry and the professionals who work in it. Through advocacy of the industry and its positions on legislative, regulatory, and judicial issues at the federal, state, and local levels, it acts as an effective ally, ensuring that the industry is represented and fairly considered. ACA also devotes itself to advancing industry efforts with regard to product stewardship, focuses on advancements in science and technology through its technical conferences and journals, as well as online training opportunities. ACA incorporated PaintCare for the sole purpose of implementing programs for post-consumer architectural paint. ACA maintains a controlling interest in PaintCare through the ability to appoint its Board of Directors.

In February 2011, ACA and PaintCare entered into an affiliation agreement whereby ACA charges PaintCare an administrative fee, annually, to cover the following expense categories: allocation of direct labor, occupancy, and infrastructure costs.

For the years ended December 31, 2025 and 2024, the total administrative fees charged by ACA to PaintCare were \$3,966,616 and \$4,099,938, respectively. At December 31, 2025 and 2024, PaintCare owed ACA \$6,419,255 and \$4,458,037, respectively, which is recorded as due to affiliate in the accompanying statements of financial position.

9. Income Taxes

PaintCare is recognized as a tax-exempt organization under Section 501(c)(3) of the Internal Revenue Code, is exempt from income taxes except for taxes on unrelated business activities, and has been determined to not be a private foundation. No tax expense is recorded in the accompanying financial statements for PaintCare, as there was no unrelated business taxable income. Management evaluated PaintCare's tax positions, and concluded that PaintCare's financial statements do not include any uncertain tax positions.

SUPPLEMENTARY INFORMATION

PaintCare Inc.

Statement of Activities, Organized by Program
For the Year Ended December 31, 2025

	Oregon	California	Connecticut	Rhode Island	Minnesota	Vermont	Maine	Colorado	District of Columbia	Washington	New York	Illinois	Maryland	General and Administrative	Total
Operating Revenue and Support															
Paint recovery fees	\$ 4,955,619	\$ 26,365,538	\$ 2,761,377	\$ 747,758	\$ 5,615,138	\$ 1,020,457	\$ 1,397,196	\$ 5,962,855	\$ 425,099	\$ 8,170,072	\$ 16,039,289	\$ 551,944	\$ -	\$ -	\$ 74,012,342
Total operating revenue and support	4,955,619	26,365,538	2,761,377	747,758	5,615,138	1,020,457	1,397,196	5,962,855	425,099	8,170,072	16,039,289	551,944	-	-	74,012,342
Expenses															
Program and delivery services:															
Collection support	47,668	3,350,910	453,426	114,606	507,709	102,076	183,952	452,229	28,864	195,618	706,440	322,296	-	-	6,465,794
Transportation and processing	4,759,082	23,065,884	2,260,790	502,832	4,993,293	541,376	956,824	5,562,175	242,878	7,476,387	6,219,770	254,316	-	-	56,835,607
Communications	483,953	3,403,922	38,639	26,150	15,196	24,385	34,537	186,649	125,305	69,010	3,320,149	114,249	24,457	-	7,866,601
State agency administrative fees	40,000	465,207	20,600	-	12,912	15,000	-	120,000	32,439	71,192	-	10,000	80,000	-	867,350
Professional fees	41,736	79,357	11,915	15,304	22,477	35	9,958	40,505	580	12,850	40,265	29,370	29,691	-	334,043
Other program expenses	288,626	1,209,899	135,995	42,849	270,313	58,491	117,985	444,929	24,528	395,885	859,162	403,338	156,815	-	4,408,815
Total program and delivery services	5,661,065	31,575,179	2,921,365	701,741	5,821,900	741,363	1,303,256	6,806,487	454,594	8,220,942	11,145,786	1,133,569	290,963	-	76,778,210
General and administrative:															
Legal fees	-	-	-	-	-	-	-	-	-	-	-	-	-	56,121	56,121
Management fees	-	-	-	-	-	-	-	-	-	-	-	-	-	3,966,616	3,966,616
Insurance	-	-	-	-	-	-	-	-	-	-	-	-	-	385,657	385,657
Other expense	-	-	-	-	-	-	-	-	-	-	-	-	-	4,741,866	4,741,866
Total general and administrative	-	-	-	-	-	-	-	-	-	-	-	-	-	9,150,260	9,150,260
Total expenses	5,661,065	31,575,179	2,921,365	701,741	5,821,900	741,363	1,303,256	6,806,487	454,594	8,220,942	11,145,786	1,133,569	290,963	9,150,260	85,928,470
Change in Net Assets from Operations	(705,446)	(5,209,641)	(159,988)	46,017	(206,762)	279,094	93,940	(843,632)	(29,495)	(50,870)	4,893,503	(581,625)	(290,963)	(9,150,260)	(11,916,128)
Non-Operating Activities															
Investment return, net	-	-	-	-	-	-	-	-	-	-	-	-	-	4,613,918	4,613,918
Bank interest	-	-	-	-	-	-	-	-	-	-	-	-	-	587,094	587,094
Change in Net Assets Before Allocation of General and Administrative Activities	(705,446)	(5,209,641)	(159,988)	46,017	(206,762)	279,094	93,940	(843,632)	(29,495)	(50,870)	4,893,503	(581,625)	(290,963)	(3,949,248)	(6,715,116)
General and administrative allocation	(392,722)	(3,664,006)	(334,126)	(101,655)	(528,848)	(59,666)	(126,164)	(535,044)	(63,916)	(713,970)	(1,872,062)	(621,390)	(136,691)	9,150,260	-
Investment allocation	-	3,719,477	-	-	406,118	1,448	-	433,829	53,046	-	-	-	-	(4,613,918)	-
Bank interest	47,324	105,235	38,622	11,829	18,546	918	5,455	32,300	3,923	36,399	264,771	13,705	8,067	(587,094)	-
Total Change in Net Assets	(1,050,844)	(5,048,935)	(455,492)	(43,809)	(310,946)	221,794	(26,769)	(912,547)	(36,442)	(728,441)	3,286,212	(1,189,310)	(419,587)	-	(6,715,116)
Net Assets (Deficit), beginning of year	2,875,673	44,203,272	2,838,916	771,537	3,887,413	(137,911)	230,137	5,138,089	637,359	1,981,736	17,184,929	(365,342)	(60,951)	-	79,184,857
Net Assets (Deficit), end of year	\$ 1,824,829	\$ 39,154,337	\$ 2,383,424	\$ 727,728	\$ 3,576,467	\$ 83,883	\$ 203,368	\$ 4,225,542	\$ 600,917	\$ 1,253,295	\$ 20,471,141	\$ (1,554,652)	\$ (480,538)	\$ -	\$ 72,469,741

PaintCare Inc.

Statement of Activities, Organized by Program
For the Year Ended December 31, 2024

	Oregon	California	Connecticut	Rhode Island	Minnesota	Vermont	Maine	Colorado	District of Columbia	Washington	New York	Illinois	Maryland	General and Administrative	Total
Operating Revenue and Support															
Paint recovery fees	\$ 5,210,202	\$ 27,902,745	\$ 3,052,516	\$ 820,714	\$ 6,049,469	\$ 994,440	\$ 1,329,260	\$ 6,435,924	\$ 420,916	\$ 8,438,897	\$ 17,280,221	\$ -	\$ -	\$ -	77,935,304
Total operating revenue and support	5,210,202	27,902,745	3,052,516	820,714	6,049,469	994,440	1,329,260	6,435,924	420,916	8,438,897	17,280,221	-	-	-	77,935,304
Expenses															
Program and delivery services:															
Collection support	110,296	3,500,362	472,724	108,720	549,767	103,951	194,754	511,469	38,462	245,390	524,254	-	-	-	6,360,149
Transportation and processing	4,606,127	23,208,520	2,499,531	475,516	5,044,971	556,739	1,012,680	6,078,292	211,236	6,884,174	5,578,286	-	-	-	56,156,072
Communications	434,518	4,373,623	8,436	55,243	581,543	21,065	5,225	201,121	165,828	40,170	2,904,595	40,340	532	-	8,832,239
State agency administrative fees	40,000	678,974	20,800	-	9,690	15,000	61,234	120,000	31,617	64,557	-	-	-	-	1,041,872
Professional fees	9,232	370,814	25,524	13,635	1,302	133	23,088	16,621	353	31,581	28,929	104,300	39,922	-	665,434
Other program expenses	199,307	1,255,835	120,802	36,306	314,138	56,342	120,555	356,545	40,223	476,039	863,673	138,518	20,497	-	3,998,780
Total program and delivery services	5,399,480	33,388,128	3,147,817	689,420	6,501,411	753,230	1,417,536	7,284,048	487,719	7,741,911	9,899,737	283,158	60,951	-	77,054,546
General and administrative:															
Legal fees	-	-	-	-	-	-	-	-	-	-	-	-	-	427,939	427,939
Management fees	-	-	-	-	-	-	-	-	-	-	-	-	-	4,099,938	4,099,938
Insurance	-	-	-	-	-	-	-	-	-	-	-	-	-	381,621	381,621
Other expense	-	-	-	-	-	-	-	-	-	-	-	-	-	3,798,303	3,798,303
Total general and administrative	-	-	-	-	-	-	-	-	-	-	-	-	-	8,707,801	8,707,801
Total expenses	5,399,480	33,388,128	3,147,817	689,420	6,501,411	753,230	1,417,536	7,284,048	487,719	7,741,911	9,899,737	283,158	60,951	8,707,801	85,762,347
Change in Net Assets from Operations	(189,278)	(5,485,383)	(95,301)	131,294	(451,942)	241,210	(88,276)	(848,124)	(66,803)	696,986	7,380,484	(283,158)	(60,951)	(8,707,801)	(7,827,043)
Non-Operating Activity															
Investment return, net	-	-	-	-	-	-	-	-	-	-	-	-	-	4,157,734	4,157,734
Change in Net Assets Before Allocation of General and Administrative Activities	(189,278)	(5,485,383)	(95,301)	131,294	(451,942)	241,210	(88,276)	(848,124)	(66,803)	696,986	7,380,484	(283,158)	(60,951)	(4,550,067)	(3,669,309)
General and administrative allocation	(407,431)	(3,801,778)	(346,727)	(105,517)	(548,705)	(61,835)	(130,997)	(555,169)	(66,303)	(740,897)	(1,942,442)	-	-	8,707,801	-
Investment allocation	-	3,360,326	-	-	348,243	(17,397)	-	418,365	48,197	-	-	-	-	(4,157,734)	-
Total Change in Net Assets	(596,709)	(5,926,835)	(442,028)	25,777	(652,404)	161,978	(219,273)	(984,928)	(84,909)	(43,911)	5,438,042	(283,158)	(60,951)	-	(3,669,309)
Net Assets (Deficit), beginning of year	3,472,382	50,130,107	3,280,944	745,760	4,539,817	(299,889)	449,410	6,123,017	722,268	2,025,647	11,746,887	(82,184)	-	-	82,854,166
Net Assets (Deficit), end of year	\$ 2,875,673	\$ 44,203,272	\$ 2,838,916	\$ 771,537	\$ 3,887,413	\$ (137,911)	\$ 230,137	\$ 5,138,089	\$ 637,359	\$ 1,981,736	\$ 17,184,929	\$ (365,342)	\$ (60,951)	\$ -	\$ 79,184,857

Appendix C



A Program to Manage Leftover Paint

Each year about 850 million gallons of architectural paint are sold in the United States. Did you know that about 10 percent goes unused and can be reused and recycled?

New York's paint stewardship law requires the paint manufacturing industry to operate a financially sustainable and environmentally responsible program to manage postconsumer (leftover) architectural paint. Paint manufacturers created PaintCare, a nonprofit organization, to run paint stewardship programs in states with applicable laws.

The program includes education about buying the right amount of paint, tips for using up remaining paint, and setting up convenient recycling locations throughout the state.

PaintCare Products

These products have a fee when you buy them and are accepted for drop-off at no additional cost:

- Interior and exterior architectural paints: latex, acrylic, water-based, alkyd, oil-based, enamel (including textured coatings)
- Deck coatings, floor paints (including elastomeric)
- Primers, sealers, undercoaters
- Stains
- Shellacs, lacquers, varnishes, urethanes (single component)
- Waterproofing concrete/masonry/wood sealers and repellents (not tar or bitumen-based)
- Metal coatings, rust preventatives
- Field and lawn paints

Leaking, unlabeled, and empty containers are not accepted at drop-off sites.

Non-PaintCare Products

- Paint thinners, mineral spirits, solvents
- Aerosol coatings
- Auto and marine paints
- Art and craft paints
- Caulk, epoxies, glues, adhesives
- Paint additives, colorants, tints, resins
- Wood preservatives (containing pesticides)
- Roof patch and repair
- Asphalt, tar, and bitumen-based products
- 2-component coatings
- Deck cleaners
- Traffic and road marking paints
- Industrial Maintenance (IM) coatings
- Original Equipment Manufacturer (OEM) (shop application) paints and finishes

For information about recycling and proper disposal of non-PaintCare products, please contact your garbage hauler, local environmental health agency, household hazardous waste program, or public works department.



Recycle

WITH **PaintCare**



Where Do I Take Leftover Paint?

Paint recycling is convenient with PaintCare. We set up paint drop-off sites throughout the state. To find your nearest drop-off site, use PaintCare's drop-off site locator at www.paintcare.org or call our hotline at (855) PAINT09.

How to Recycle

PaintCare sites accept all brands of leftover house paint, stain, and varnish, whether recently used or many years old. Containers must be five gallons or smaller, and some types of paint are not accepted. See back panel for a list of what PaintCare accepts.

All PaintCare drop-off sites accept up to five gallons of paint per visit. Some sites accept more. Please call sites in advance to confirm business hours and make sure they can accept the amount of paint you would like to recycle.

Make sure all paint containers have lids and original labels, and load them securely in your vehicle if driving. Take them to a drop-off site during their regular business hours. We'll take it from there.



What Happens to the Paint?

PaintCare makes sure that your leftover paint is processed into recycled paint, used as a fuel, made into other products, or is properly disposed if no other beneficial use for it can be found.

Who Can Use the Program?

Households may drop off as much latex or oil-based paint as the PaintCare drop-off site is willing to accept.

Businesses may drop off any amount of latex-based paint the PaintCare drop-off site is willing to accept, but limits may apply to oil-based paint. Visit www.paintcare.org/business-limits for more information.

Do You Accept Large Volumes of Paint?

If you have at least 100 gallons of paint to recycle at your business or home, ask about our free large volume pickup service. Please visit www.paintcare.org for more details or to request a pickup.



PaintCare Fee

PaintCare is funded by a fee paid by paint manufacturers for each can of paint sold in the state. Manufacturers pass the fee to retailers, who then apply it to the price of paint. The fee is based on the size of the container as follows:

\$0.00	Half pint or smaller
\$0.45	Larger than half pint up to smaller than 1 gallon
\$0.95	1–2 gallons
\$1.95	Larger than 2 gallons up to 5 gallons

Not a Deposit

The fee is not a deposit—it is part of the purchase price. The fee is used to fund the costs of running the program, including recycling, public education, staffing, and other expenses.

Contact Us

To learn more or find a drop-off site, please visit www.paintcare.org or call (855) PAINT09.



It's easy to recycle
your leftover paint,
stain, and varnish.

.....
Find a drop-off site near you:
(855) PAINT09 | paintcare.org



Paint Smarter

Scan the code above with your smart phone or visit paintcare.org/paint-smarter to get tips on how to buy the right amount of paint, use up what's left, and recycle the rest with PaintCare.

A nonprofit organization created by paint manufacturers, PaintCare is committed to making it easy and convenient to recycle leftover paint in states with paint stewardship laws.

xx-mcen-0522

Mini Card



PaintCare®

RECYCLING MADE EASY

Paint Recycling Program

Paint manufacturers created PaintCare, a nonprofit organization, to provide convenient places for households and businesses to recycle leftover paint. PaintCare sets up paint drop-off sites throughout states that pass paint stewardship laws.

✓ PAINTCARE PRODUCTS

These products have a fee when you buy them and are accepted for drop-off at no additional cost:

- Interior and exterior architectural paints: latex, acrylic, water-based, alkyd, oil-based, enamel (including textured coatings)
- Deck coatings, floor paints (including elastomeric)
- Primers, sealers, undercoaters
- Stains
- Shellacs, lacquers, varnishes, urethanes (single component)
- Waterproofing concrete/masonry/wood sealers and repellents (not tar or bitumen-based)
- Metal coatings, rust preventatives
- Field and lawn paints

Leaking, unlabeled, and empty containers are not accepted at drop-off sites.

PAINTCARE FEE

The PaintCare fee is applied to the purchase price of architectural paint as required by law. The fee funds collection, transportation, and processing costs. The fee is based on container size as follows:

\$0.00	Half pint or smaller
\$0.45	Larger than half pint up to smaller than 1 gallon
\$0.95	1–2 gallons
\$1.95	Larger than 2 gallons up to 5 gallons

For more information or to find a place to take your unwanted paint for recycling, please ask for the PaintCare brochure, visit paintcare.org, or call (855) PAINT09.

✗ NON-PAINTCARE PRODUCTS

- Paint thinners, mineral spirits, solvents
- Aerosol paints (spray cans)
- Auto and marine paints
- Art and craft paints
- Caulk, epoxies, glues, adhesives
- Paint additives, colorants, tints, resins
- Wood preservatives (containing pesticides)
- Roof patch and repair
- Asphalt, tar, and bitumen-based products
- 2-component coatings
- Deck cleaners
- Traffic and road marking paints
- Industrial Maintenance (IM) coatings
- Original Equipment Manufacturer (OEM) (shop application) paints and finishes



Counter Mat

Recycle with PaintCare!



Buy Right: Consult with painting professionals and retailers to buy the right amount of paint and reduce potential waste.



Use It Up: Use up leftover paint on the surface you are painting, on additional painting projects around the house, or give it to someone else in your community.



Recycle the Rest: When you can't use up leftover paint, drop it off with PaintCare to get it recycled!

Visit www.paintcare.org to find a year-round paint drop-off site near you or schedule a large volume pickup.



**NEW YORK START DATE
MAY 1, 2022**

What types of paint products can be recycled with PaintCare?

PAINTCARE PRODUCTS

The following are products included in the program. When purchased, the PaintCare fee is applied. These products are accepted at no additional cost when dropped off at PaintCare's participating drop-off sites.

- Interior and exterior architectural paints: latex, acrylic, water-based, alkyd, oil-based
- Deck coatings, floor paints (including textured coatings)
- Primers, sealers, undercoaters
- Stains
- Shellacs, lacquers, varnishes, urethanes (single component)
- Waterproofing concrete/masonry/wood sealers and repellents (not tar or bitumen-based)
- Metal coatings, rust preventatives
- Field and lawn paints

NON-PAINTCARE PRODUCTS

The following are non-PaintCare products and are not included in the program. When purchased, the PaintCare fee is not applied. They are not accepted at PaintCare's participating drop-off sites.

- Paint thinners, mineral spirits, solvents
- Aerosol paints (spray cans)
- Auto and marine paints
- Art and craft paints
- Caulk, epoxies, glues, adhesives
- Paint additives, colorants, tints, resins
- Wood preservatives (containing pesticides)
- Roof patch and repair
- Asphalt, tar, and bitumen-based products
- 2-component coatings
- Deck cleaners
- Traffic and road marking paints
- Industrial Maintenance (IM) coatings
- Original Equipment Manufacturing (OEM) (shop application) paints and finishes
- Containers that are leaking or empty, and containers without the original printed manufacturer's label are not accepted at retail drop-off sites

PROGRAM FUNDING

The PaintCare fee is applied to the purchase price of architectural paint sold in New York as required by law. The fee is based on container size:

Half pint or smaller	\$0.00
Larger than half pint up to smaller than 1 gallon	\$0.45
1 gallon up to 2 gallons	\$0.95
Larger than 2 gallons up to 5 gallons	\$1.95

NY-CMW-1121

Recycle Paint at This Store



✓ PAINTCARE PRODUCTS

Paint must be in sealed, original container with original manufacturer label.

- House paint and primers (latex or oil-based)
- Stains
- Deck and concrete sealers
- Clear finishes (e.g., varnishes, shellac)

✗ NON-PAINTCARE PRODUCTS

No leaking, unlabeled, or empty containers

- No aerosol coatings
- No drums or containers larger than 5 gallons
- We cannot accept other hazardous waste or chemicals such as paint thinner, solvents, motor oil, spackle, glue, adhesive, roofing tar, pesticides, cleaning chemicals

Paint is accepted during business hours only. Staff will check all products before accepting.



For a complete list of PaintCare Products, scan the code, ask for the PaintCare brochure, visit www.paintcare.org, or call (855) PAINT09.



PaintCare®
RECYCLING MADE EASY



PaintCare®

RECYCLING MADE EASY

We are a PaintCare Partner

The fee on the sale of paint in New York funds our program.

Recycle with PaintCare

To learn more, visit paintcare.org
or call (855) PAINT09.





PaintCare™

RECYCLING MADE EASY

✓ PaintCare Products

These products have a fee when you buy them and are accepted for drop-off at no additional cost:

- Interior and exterior architectural paints: latex, acrylic, water-based, alkyd, oil-based, enamel (including textured coatings)
- Deck coatings, floor paints (including elastomeric)
- Primers, sealers, undercoaters
- Stains
- Shellacs, lacquers, varnishes, urethanes (single component)
- Waterproofing concrete/masonry/wood sealers and repellents (not tar or bitumen-based)
- Metal coatings, rust preventatives
- Field and lawn paints

Products must be in original containers with original labels.
Latex paint that is dried out and "rock hard" is also acceptable.

✗ Non-PaintCare Products

These products do not have a fee when purchased and are not accepted at drop-off sites:

- Paint thinners, mineral spirits, solvents
- Aerosol paints (spray cans)
- Auto and marine paints
- Arts and crafts paints
- Caulk, epoxies, glues, adhesives
- Paint additives, colorants, tints, resins
- Wood preservatives (containing pesticides)
- Roof patch and repair
- Asphalt, tar, and bitumen-based products
- 2-component coatings
- Deck cleaners
- Traffic and road marking paints
- Industrial Maintenance (IM) coatings
- Original Equipment Manufacturer (OEM) (shop application) paints and finishes

Leaking, unlabeled, and empty containers are not accepted at drop-off sites.

To learn more, please call **(855) PAINT09** or visit www.paintcare.org

See a staff member for assistance before dropping off paint for recycling.



XX-MAR-2021

NO DUMPING

STOP!
IT'S ILLEGAL
to dump or abandon
Paint, Oil, or other
Hazardous Waste



THIS AREA MAY BE UNDER
VIDEO SURVEILLANCE

Violators Will Be Prosecuted

LARGE VOLUME PICKUP (LVP) SERVICE

Free Pickups for 100+ Gallons of Leftover Paint



In states where PaintCare operates, households, businesses, and others who have accumulated a large volume of paint may be eligible for PaintCare's free large volume pickup service (LVP) for 100 or more gallons, measured by container size, not liquid volume.

How to Request an LVP



1 Sort and count your paint

Tally the number of each container size and the type of products you have, sorted into two categories:

- Water-based paints and stains
- Oil-based paints and stains and any other program products (sealers and clear top-coat products, such as varnish and shellac)



2 Fill out the request form

Fill out the LVP request form at www.paintcare.org/pickup. Call PaintCare at (855) PAINT09 if you need assistance using the web form.



3 Schedule your pickup

PaintCare staff will either approve your site for a pickup or inform you of the best place to take your paint if you do not meet the requirements. If approved, we will connect you with our licensed transporter to schedule a pickup. It may be several weeks before your pickup occurs.



4 Prepare for your pickup

Sort your products into the two categories as noted above and store them in an area that has easy access for the transporter. The path should be at least four feet wide to accommodate movement of the paint collection bins.

On the day of your pickup, the transporter is responsible for packing the paint into the bins. Once your paint is properly packed and loaded onto the transporter's truck, you will sign a shipping document and receive a copy for your records. Your paint will then be taken to an authorized facility for processing.

To view a full list of accepted products, please visit www.paintcare.org/products. For non-PaintCare products, households should reach out to their local Household Hazardous Waste facility and businesses should contact a licensed hazardous waste transportation company.



Drums and Bulked Paint Are Not Accepted

PaintCare only accepts paint in containers that are 5 gallons or smaller in size. Leave paint in original cans with original labels; do not combine or bulk paint from small cans into larger ones.



With the exception of businesses in Illinois, to use the PaintCare program for oil-based paint, a business must qualify as an exempt generator under federal and any analogous state hazardous waste generator rules. Please visit www.paintcare.org/business-limits for more information on exempt generator rules. If your business does not qualify as an exempt generator, it will not be able to use the program for oil-based paint, but it can still use the program for latex products. (Non-exempt generators may use the pickup service in New York. Contact PaintCare for details.)

For more information, visit www.paintcare.org.

Information for PAINTING CONTRACTORS



PaintCare is a nonprofit organization created by paint companies to help consumers manage leftover paint responsibly. We provide drop-off sites and pickups where households and businesses can clear out leftover paint free of charge for recycling, reuse, and other management.



Convenient Drop-Off Sites

Contractors and their clients can bring paint to PaintCare's drop-off sites year-round. Most sites accept up to 5 gallons per visit; some take more. Find the nearest drop-off sites at www.paintcare.org/drop-off-sites.

Fee and Funding

Paint stewardship laws require a fee to be added by manufacturers to the wholesale price of all paint covered products sold in the states where PaintCare operates. The fee funds PaintCare program operations including paint collection and recycling, consumer education, and program administration.

Fee ranges vary by container size and by state. To find the fee ranges applicable to the products you are purchasing, please visit www.paintcare.org/fee.

The PaintCare fee is only added to the products collected by the program. Visit www.paintcare.org/products for the complete list of accepted and unaccepted products.



Free Pickup Service for Large Volumes

Painting contractors with at least 100 gallons of leftover paint may qualify for a free pickup. Learn more and request an appointment at www.paintcare.org/pickup.



Small containers
(e.g., pints & quarts)
\$0.30–\$0.65



Mid-size containers
(1–2 gallons)
\$0.65–\$1.45



Larger sizes
(up to 5 gallons)
\$1.50–\$2.75

Recommendations for Contractors

When estimating jobs, contractors should take the PaintCare fee into account by checking with suppliers to make sure their quotes for paint products include the fee. PaintCare suggests that painting contractors pass on the fee to customers in order to recoup the cost. Tell customers that quotes include the fee which funds the recycling program they can use.



With the exception of businesses in Illinois, to use the PaintCare program for oil-based paint, a business must qualify as an exempt generator under federal and any analogous state hazardous waste generator rules. Please visit www.paintcare.org/business-limits for more information on exempt generator rules. If your business does not qualify as an exempt generator, it will not be able to use the program for oil-based paint, but it can still use the program for latex products. (Non-exempt generators may use the pickup service in New York. Contact PaintCare for details.)

For more information, visit www.paintcare.org.

Become a RETAIL DROP-OFF SITE



PaintCare is a nonprofit organization created by paint companies to help consumers manage leftover paint responsibly. PaintCare sets up convenient drop-off locations for unwanted or leftover paint throughout each state with a paint stewardship law.

Benefits for PaintCare Drop-Off Sites

- Make recycling of leftover paint more convenient for your customers
- Support the paint industry's effort to lead the way in being responsible for end-of-life management of its products
- Put leftover paint to a beneficial use and keep it out of landfills
- Promote your store's environmental responsibility
- Increase customer foot traffic and sales opportunities
- Help relieve local government of their cost of managing leftover paint
- Be advertised by PaintCare on their website and in consumer outreach efforts
- Help your state conserve resources, keep paint out of the waste stream, and prevent the improper disposal of paint in your community

Drop-Off Sites receive free of charge

- Reusable paint collection bins
- Paint transportation and processing services
- Training materials and staff training at your site
- Program brochures, signage, and customer education materials
- Paint spill kits
- Listing of your store as a drop-off site on our website and in advertisements and promotional materials

Drop-Off Site Responsibilities

- Provide secure storage area for paint collection bins
- Accept all brands of leftover PaintCare products from the public during regular business hours
- Place only PaintCare products in paint collection bins, taking care not to open containers
- Keep paint collection bins neat and properly packed
- Complete minimal paperwork related to tracking outgoing paint shipments
- Ensure all staff maintain training on PaintCare program guidelines and operating procedures
- Display "drop-off site" signs in store window and provide consumers education materials about the program



Most drop-off sites are paint and hardware stores; others are waste transfer stations, recycling centers, landfills, and household hazardous waste (HHW) facilities. There are more than 2,400 drop-off sites across all PaintCare programs.

Participation as a drop-off site is voluntary. However, all retailers in active PaintCare states should 1) be aware of the program, 2) know that the PaintCare fee is applied to the price of architectural paint products, and 3) know that drop-off sites are available throughout the state.

Interested in Becoming a Drop-Off Site?

Fill out the interest form online at
www.paintcare.org/drop-off-site-interest-form.



For more information, visit www.paintcare.org.

NEW YORK PAINT STEWARDSHIP

for Retailers



PaintCare is a nonprofit organization created by paint companies to help consumers manage leftover paint responsibly. PaintCare sets up convenient drop-off locations for unwanted paint throughout each state with a paint stewardship law. Funding for each program comes from a fee applied to the price of paint sold in the same state.

Participation as a Drop-Off Site is Voluntary

Paint retailers are encouraged to participate as paint drop-off sites. Participating can increase foot traffic and provide an environmentally responsible service for retailers' customers by making it convenient for them to recycle leftover paint. Store staff will screen and accept paint from the public. All supplies, including collection bins, as well as transportation and recycling of the paint, and site training, will be provided by the PaintCare program. PaintCare also promotes sites to the local community.



To become a drop-off site, fill out the interest form www.paintcare.org/drop-off-site-interest-form/ or scan the code.

Requirements of Retailers



1. Check Registered Manufacturers and Brands

Paint manufacturers must register their company with PaintCare, and they must register all architectural paint brands they sell in the state. Retailers may not sell architectural paints in New York that are not registered. PaintCare publishes lists of registered manufacturers and brands so that retailers can check to see that the products they sell are registered. Please visit www.paintcare.org/manufacturers for current registration lists.



2. Pass on the PaintCare Fee

State law requires that a stewardship fee (PaintCare fee) is applied by manufacturers to the wholesale price of all architectural paint sold in store and online in New York. This fee funds all aspects of running the program. The fee is remitted by manufacturers to PaintCare. Manufacturers then pass the fee to their dealers and retailers, who add it to the wholesale price of covered products. Retailers should see the PaintCare fee on invoices from suppliers. The law also requires that retailers and distributors include the fee in the price of architectural paint they sell in store and online. The fee paid by customers to retailers offsets the fee charged to the retailers. This ensures a level playing field for all parties.

Fee ranges vary by container size:



\$0.00

Half pint or smaller



\$0.45

Larger than half pint up to smaller than 1 gallon



\$0.95

1–2 gallons



\$1.95

Larger than 2 gallons up to 5 gallons

The PaintCare fee is not a tax; it does not go to the state. The PaintCare fee is not a deposit; customers don't get it back when dropping off paint.

COMMON QUESTIONS

How is the fee calculated?

The fee is set to cover the cost of a fully operating program. PaintCare estimated the annual program expenses and sales of architectural paint in New York and determined a fee structure that will provide the revenue needed to fund the program. PaintCare is a nonprofit organization and operates programs on a state-by-state basis, so the fee may increase or decrease in the future and is different from state to state.

Is sales tax applied to the fee itself?

Yes. The fee is part of the purchase price; therefore, sales tax is collected on the fee. The fee itself is not a tax.

Is the fee a deposit to be returned to customers?

The fee is not a deposit. The fee is used entirely to cover the expenses of running the program. The fee is not given back as a deposit for dropping off covered products or empty paint cans (empty cans are not accepted by the PaintCare program).

Are we required to show the fee on receipts?

While it's not required, PaintCare encourages retailers to list the PaintCare fee on purchase receipts to aid in consumer education, and most stores do so. Most states have enacted price accuracy statutes that govern the nature of pricing information that must be disclosed to consumers. Retailers should be mindful that regulators in some states may view their state's laws as requiring retailers to incorporate the PaintCare fee in the product price displayed to consumers, regardless of whether a retailer chooses to break the PaintCare fee out separately on purchase receipts. For more information, visit www.paintcare.org/pricinglaws.

Do we refund the fee if a product is returned?

Yes, the fee should be refunded because it is part of the purchase price.

How does the public know about the fee?

PaintCare provides printed materials for retailers to distribute to the public to help explain the purpose of the fee, how the program works, and how to find a paint drop-off site. Translated materials are available in Spanish and over two dozen other languages, provided upon request. Additional materials can be ordered as needed for no charge. In addition to retailers, PaintCare works with contractor associations to inform professional painting contractors and conducts general outreach campaigns that may include digital and online advertising, direct mail, newspaper, radio, and television.

What products are covered?

PaintCare sites accept house paint as well as primers, stains, sealers, and clear coatings, such as shellac and varnish. All products must be in their original, labeled containers (no larger than five gallons) and must be covered with a secure lid. Certain products are not accepted. Review the list of accepted products at www.paintcare.org/products.

Contact

Andrew Radin
New York Program Manager
(315) 317-4346
aradin@paint.org



For more information, visit www.paintcare.org.

PaintCare is a nonprofit organization created by paint companies to help consumers manage leftover paint responsibly. PaintCare sets up convenient drop-off locations for unwanted paint throughout each state with a paint stewardship law. Funding for each program comes from a fee applied to the price of paint sold in the same state.

Fee and Funding

Paint stewardship laws require retailers to add a fee to architectural paint products and make sure they are not selling unregistered brands of architectural paint. The fee is applied to the purchase price of each container of architectural paint sold. It funds all aspects of the PaintCare program including collection, transportation, and processing of unused postconsumer (leftover) architectural paint, public education about proper paint management, and administrative costs.

The fee is paid to PaintCare by paint manufacturers. This fee is then added to the wholesale and retail purchase price of paint, passing the cost of managing postconsumer paint to everyone who purchases paint. This reduces local and state government costs for paint management and provides funding for a more convenient, statewide paint management program.

Fee ranges vary by container size and by state:



\$0.30–\$0.65

Larger than half pint up to smaller than 1 gallon



\$0.65–\$1.45

1–2 gallons



\$1.50–\$2.75

Larger than 2 gallons up to 5 gallons

The PaintCare fee is not a tax; it does not go to the state. The PaintCare fee is not a deposit; customers don't get it back when dropping off paint. Find all fees at www.paintcare.org/fee.

Setting the Fee

When a new program starts, the fee is set to cover the cost of a fully implemented program. PaintCare estimates annual sales of paint in each state and then divides the cost of the program in that state by the number of containers sold in that state. Next, the fee is adjusted based on container size by taking into consideration the typical percentage of unused paint for each size (e.g., the percentage of unused paint from one 5-gallon container is typically less than from five 1-gallon containers).

PaintCare is a nonprofit organization, so the fee may be decreased if set at a level beyond what is needed to cover program expenses. Likewise, the fee may be increased if PaintCare does not collect enough revenue to cover the costs to operate the state program.

Passing on the Fee

Each state or jurisdiction's law requires retailers to pass on the fee to consumers, ensuring a level playing field for all parties. This requirement includes paint sold online on any e-commerce websites.

Recommendations for Painting Contractors

When estimating jobs, painting contractors should take the PaintCare fee into account by checking with suppliers to make sure their quotes for paint products include the fee. PaintCare suggests that painting contractors pass on the fee to customers in order to recoup the fee they pay. Tell customers that quotes include the fee which funds the recycling program they can use.



Common Questions

Are retailers required to show the fee on receipts?

While it's not required, PaintCare encourages retailers to list the PaintCare fee on purchase receipts to aid in consumer education, and most stores do so. Most states have enacted price accuracy statutes that govern the nature of pricing information that must be disclosed to consumers. Retailers should be mindful that regulators in some states may view their state's laws as requiring retailers to incorporate the PaintCare fee in the product price displayed to consumers, regardless of whether a retailer chooses to break the PaintCare fee out separately on purchase receipts. For more information, visit www.paintcare.org/pricinglaws.

Is the fee taxable?

Yes, the fee is part of the purchase price of paint. Sales tax is collected on the fee in most cases, except in Oregon, a state that does not have a sales tax, and Maine, per supplemental legislation.

Is the fee to be applied to paint sold to customers who are exempt from sales tax?

Yes, government agencies and other organizations that are exempt from sales tax in PaintCare States must still pay the fee, because it is part of the price of paint. However, the fee, like the rest of the product price, should not be taxed for sales tax-exempt organizations.

Do retailers return the fee if someone returns a product?

Yes. The fee should be returned as part of the purchase price.

How does the public know about the fee?

PaintCare provides public education materials to retailers. These materials explain the purpose of the fee, where to take paint for recycling, and other information about the program. When a new state program begins, PaintCare mails a package of materials to retailers. As needed, retailers may order additional free materials from PaintCare at any time. In addition to retailer information, PaintCare works with contractor associations to provide information to trade painters and conducts general outreach including newspaper, radio, television, and online advertising.

How do we as retailers know what products to put the fee on?

Suppliers' invoices should indicate that you are being charged the fee, so you simply pass on the fee for those items. Additionally, PaintCare and each state's oversight agency list all architectural paint manufacturers and brands that are registered for the program on their websites. Retailers may not sell brands that are not registered with the program. If your store sells architectural coatings that are not on the list of registered products, please notify PaintCare so we can contact the manufacturer to get them registered.

What products are covered?

The products accepted at PaintCare drop-off sites are the same products that have a fee when they are sold. PaintCare sites accept house paint as well as primers, stains, sealers, and clear coatings, such as shellac and varnish. All products must be in their original, labeled containers (no larger than 5 gallons) and must be covered with a secure lid. Certain products are not accepted. Review the list of accepted products at www.paintcare.org/products.

For New Programs: Do we apply the fee to sales on the first day of the program for inventory purchased before the first day of the program, even though we didn't pay a fee for the product to the distributor or manufacturer?

Yes, retailers must add the fee on all covered products sold on or after the first day of the program, regardless of when (before or after program launch) they were purchased from the distributor or manufacturer.

For more information, visit www.paintcare.org.

PaintCare is a nonprofit organization created by paint companies to help consumers manage leftover paint responsibly. PaintCare sets up convenient drop-off locations for unwanted paint throughout each state with a paint stewardship law. Most PaintCare sites are paint and hardware stores, but solid waste facilities including transfer stations, recycling centers, landfills, and household hazardous waste (HHW) facilities also participate.

To become a drop-off site, fill out the interest form: www.paintcare.org/drop-off-site-interest-form/.

Benefits for PaintCare Drop-Off Sites

- Transportation and recycling costs of accepted products are paid by PaintCare
- Recycling leftover paint is more convenient for customers
- Help relieve local government of their cost of managing leftover paint
- Conserve resources, keep paint out of the solid waste stream, and prevent the improper disposal of paint
- Optional: offer paint in good condition for reuse and receive reimbursement: www.paintcare.org/paintshare

Drop-Off Site Responsibilities

- Provide secure storage area for paint collection bins
- Accept all brands of leftover PaintCare products from the public during operating hours
- Place only PaintCare products in paint collection bins
- Keep paint collection bins neat and properly packed
- Complete minimal paperwork related to tracking outgoing paint shipments
- Ensure all staff maintain training on PaintCare drop-off site guidelines and operating procedures

PaintCare Provides

- Reusable paint collection bins
- Training materials and staff training at your site
- Program brochures, signage, and customer education materials
- Listing your drop-off site on PaintCare website and in ads and promotional materials (optional)
- Compensation for value-added services including paint reuse programs and bulking of oil-based paint

Common Questions

Will becoming a PaintCare drop-off site require operational changes?

No. Your facility may continue to restrict who can access the paint collection program at your site. If your facility only serves a specific geographic region (e.g., towns, cities, or counties), you will not be required to serve customers that live outside of that area. Similarly, if your facility is not permitted to accept business waste, you will not be required to do so. (PaintCare retail sites accept paint from households and businesses.)

How do billing and payments work?

In the most common scenario, when your site ships out PaintCare products, the transporter sends PaintCare an invoice directly. This avoids the need for reimbursement. If your site also contracts with PaintCare for value-added services such as paint reuse, your program sends an invoice to PaintCare for reimbursement.

What products are covered?

PaintCare sites accept house paint as well as primers, stains, sealers, and clear coatings, such as shellac and varnish. All products must be in their original, labeled containers (no larger than five gallons) and must be covered with a secure lid. Certain products are not accepted. Review the list of accepted products at www.paintcare.org/products.

Water-Based (Latex) Paint is a Resource

PaintCare aims to conserve resources by maximizing paint recycling. HHW programs that previously did not accept water-based paint now have a better solution than encouraging consumers to dry it out and place it in the trash.

SOLID WASTE FACILITIES INCLUDING TRANSFER STATIONS, RECYCLING CENTERS, AND LANDFILLS



PaintCare is a nonprofit organization created by paint companies to help consumers manage leftover paint responsibly. PaintCare sets up convenient drop-off locations for unwanted paint throughout each state with a paint stewardship law. Most PaintCare sites are paint and hardware stores, but solid waste facilities including transfer stations, recycling centers, landfills, and household hazardous waste (HHW) facilities also participate.

To become a drop-off site, fill out the interest form: www.paintcare.org/drop-off-site-interest-form/.

Benefits for PaintCare Drop-Off Sites

- Transportation and recycling costs of accepted products are paid by PaintCare
- Recycling leftover paint is more convenient for customers
- Help relieve local government of their cost of managing leftover paint
- Conserve resources, keep paint out of the solid waste stream, and prevent the improper disposal of paint
- Optional: offer paint in good condition for reuse and receive reimbursement: www.paintcare.org/paintshare

Drop-Off Site Responsibilities

- Provide secure storage area for paint collection bins
- Accept all brands of leftover PaintCare products from the public during operating hours
- Place only PaintCare products in paint collection bins, taking care not to open containers
- Keep paint collection bins neat and properly packed
- Complete minimal paperwork related to tracking outgoing paint shipments
- Ensure all staff maintain training on PaintCare drop-off site guidelines and operating procedures

PaintCare Provides

- Reusable paint collection bins
- Training materials and staff training at your site
- Program brochures, signage, and customer education materials
- Listing your drop-off site on PaintCare website and in ads and promotional materials (optional)

Common Questions

Will becoming a PaintCare drop-off site require operational changes?

No. Your facility may continue to restrict who can access the paint collection program at your site. If your facility only serves a specific geographic region (e.g., towns, cities, or counties), you will not be required to serve customers that live outside of that area. Similarly, if your facility is not permitted to accept business waste, you will not be required to do so. (PaintCare retail sites accept paint from households and businesses.)

How can PaintCare benefit Solid Waste Facilities?

Solid waste facilities that generate leftover paint but are not PaintCare drop-off sites can use PaintCare's drop-off sites or free pickup service for 100+ gallons of paint.

What products are covered?

PaintCare sites accept house paint as well as primers, stains, sealers, and clear coatings, such as shellac and varnish. All products must be in their original, labeled containers (no larger than five gallons) and must be covered with a secure lid. Certain products are not accepted. Review the list of accepted products at www.paintcare.org/products.

Water-Based (Latex) Paint is a Resource

PaintCare aims to conserve resources by maximizing paint recycling. HHW programs that previously did not accept water-based paint now have a better solution than encouraging consumers to dry it out and place it in the trash.

JOINT OUTREACH PROJECTS

for government agencies partnering with PaintCare



If you are a local government that has partnered with PaintCare, we offer limited funding support for outreach activities that promote the PaintCare program. We are most interested in partnering with you when setting up new PaintCare sites, where participation is low, or to promote one-day household hazardous waste events to boost the amount of paint collected. We support costs for radio, newspaper, social media, and direct mail, and will consider other media.

Joint Outreach Application Process

Project budgets and all creative work must be reviewed and approved by PaintCare. Creative work includes text, images, and scripts. All projects must include PaintCare's website address and logo and mention that other PaintCare drop-off sites can be found at www.paintcare.org. Please complete our Proposal Form for Joint Outreach Projects on the Waste Facilities page at www.paintcare.org/waste-facilities or email smeteer@paint.org with questions. PaintCare can provide artwork and photos you can use for creating drafts.

Your Responsibilities

At the start of each project, we request that you provide PaintCare with draft text, dimensions and/or specs, and due dates for the materials.

- **Brochures & Postcards:** You are responsible for sending artwork files to your printer, coordinating mailings, and distribution. After the project is completed, we request a description of how, when, and where the piece was distributed and an electronic copy of the final piece.
- **Newspaper:** You are responsible for scheduling and sending artwork files to the newspaper. After the project is completed, we request a list of run dates for each newspaper and a scan of each ad.
- **Radio:** You are responsible for providing the pre-approved scripts to the stations and handling scheduling. After the project is completed, we request you provide text of the final script with a list of run dates and times.
- **Digital Media & Other:** We are open to other types of projects such as digital advertising and social media campaigns, as well as other forms of outreach. Please coordinate details in advance and send PaintCare supporting documentation along with your invoice so we have a record of the projects and examples to show others.

Design Assistance

PaintCare can assist with basic layout and graphic design for print and digital projects. When we provide this type of assistance, we will provide electronic files for you to send for printing or ad placement. Other than editing and commenting on scripts, we do not provide in-house assistance with audio or video production. Please allow plenty of time for project planning, approvals, and editing. Depending on the time of year, this may take 4–8 weeks.

Reimbursement

PaintCare provides reimbursements for approved projects only. We do not provide money up front, pay vendors directly, or accept requests for reimbursements on projects that have already been completed. Generally, PaintCare will reimburse costs for approved projects proportional to the amount of the project dedicated to PaintCare information. Funding amounts may also differ depending on available resources and our other outreach taking place in your area.

To be reimbursed after the project is completed, send an invoice from your government agency, samples of final pieces, and copies of invoices from your vendors to paintcare@bill.com and copy Stacy Meteer at smeteer@paint.org. The "To:" space on the invoice should be addressed to PaintCare, 901 New York Ave NW, Suite 300 West, Washington DC, 20001. In the space for purchase orders please write "6369 Communications: Other, Joint Projects – *[INSERT YOUR STATE]*"

For more information, visit www.paintcare.org.

REUSE PROGRAMS

Compensation and Reporting



PaintCare encourages household hazardous waste programs (i.e., swap shops or exchanges) and reuse stores to operate paint reuse programs. Reuse programs return good quality, unused paint to the local community at low or no cost. Reuse is a preferred method of waste management. To encourage reuse, PaintCare will compensate paint drop-off sites operating a reuse program under a contract with PaintCare.

Operating a Reuse Program

Any PaintCare products (qualifying paint, stain, and varnish as defined by PaintCare – please see www.paintcare.org/products) that are distributed through reuse programs must be in their original container, have an original label, and be in good physical and aesthetic condition. Contents must be liquid and relatively new. Containers should be closed securely before being placed in the reuse storage area.

Customers must sign a waiver form explaining that the paint is taken “as-is” with no guarantee of quality or contents. The customer is required to read, complete, and sign the form, and site staff members are required to verify and record what has been taken by the customer. If a reuse facility does not use a waiver form, the facility accepts the liability for the materials. The staff must record the number of containers taken by each participant and the total estimated volume on the log.



Reuse room at the Household Hazardous Waste Facility at the Yolo County Central Landfill in Woodland, CA.

Track and Report by Volume (gallons)

- Containers may contain any amount of paint in them
- Sites must determine and report total gallons of latex paint and total gallons of oil-based paint distributed for reuse
- Compensation is provided at \$1.60 per gallon

The site must track and report the actual volume of paint in the containers using an internal methodology (e.g., weigh the cans on a scale, estimate weight by hand, do visual inspection). The methodology must be provided to PaintCare upon request.

For more information, visit www.paintcare.org.

Appendix D



2025 Annual Survey Results

prepared by



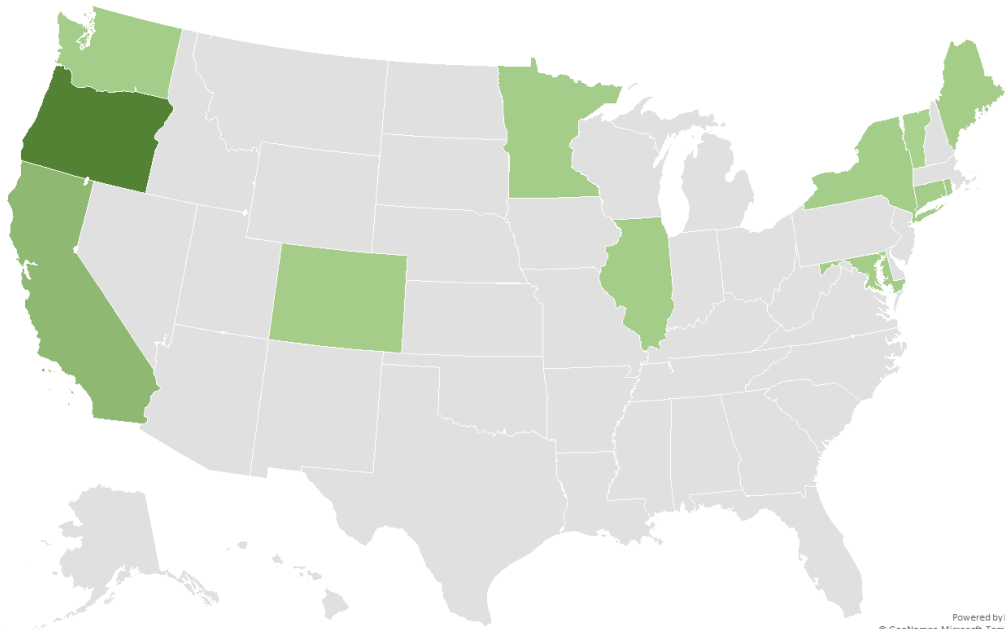
Table of Contents

Response Summary	page 3
Respondent Profiles	page 4
Source Reduction Behaviors	page 12
Paint Recycling and Disposal Awareness	page 28
Awareness Matrices	page 35
Recycling Process Awareness and Behaviors	page 40
Paint Recycling Future Intentions	page 49
Advertising and Marketing Considerations	page 66

APPENDIX 1: The Impact of Profiles on Results (Cross-Tabs)	page 73
APPENDIX 2: State/District Results	Encl.

Response Summary

- ❖ 4,773 surveys were conducted in 12 states plus the District of Columbia in September-October 2025.
- ❖ 4,406 completed the entire survey. These respondents were used for the analysis presented herein.
- ❖ Panel research methodologies were applied to attain a representative distribution of results by gender, age, ethnicity, and income.
- ❖ Surveyed consumers were all over the age of 18.



	Total Surveys	Partial Surveys	Full Surveys	Margin of Error*
California	582	81	501	+/-3%
Colorado	283	33	250	+/-5%
Connecticut	255	5	250	+/-5%
District of Columbia (DC)	276	23	253	+/-5%
Illinois	273	23	250	+/-5%
Maine	270	19	251	+/-5%
Maryland	276	26	250	+/-5%
Minnesota	270	20	250	+/-5%
New York	273	23	250	+/-5%
Oregon	1272	71	1201	+/-2%
Rhode Island	266	16	250	+/-5%
Vermont	213	13	200	+/-6%
Washington	264	14	250	+/-5%
Total	4773	367	4406	

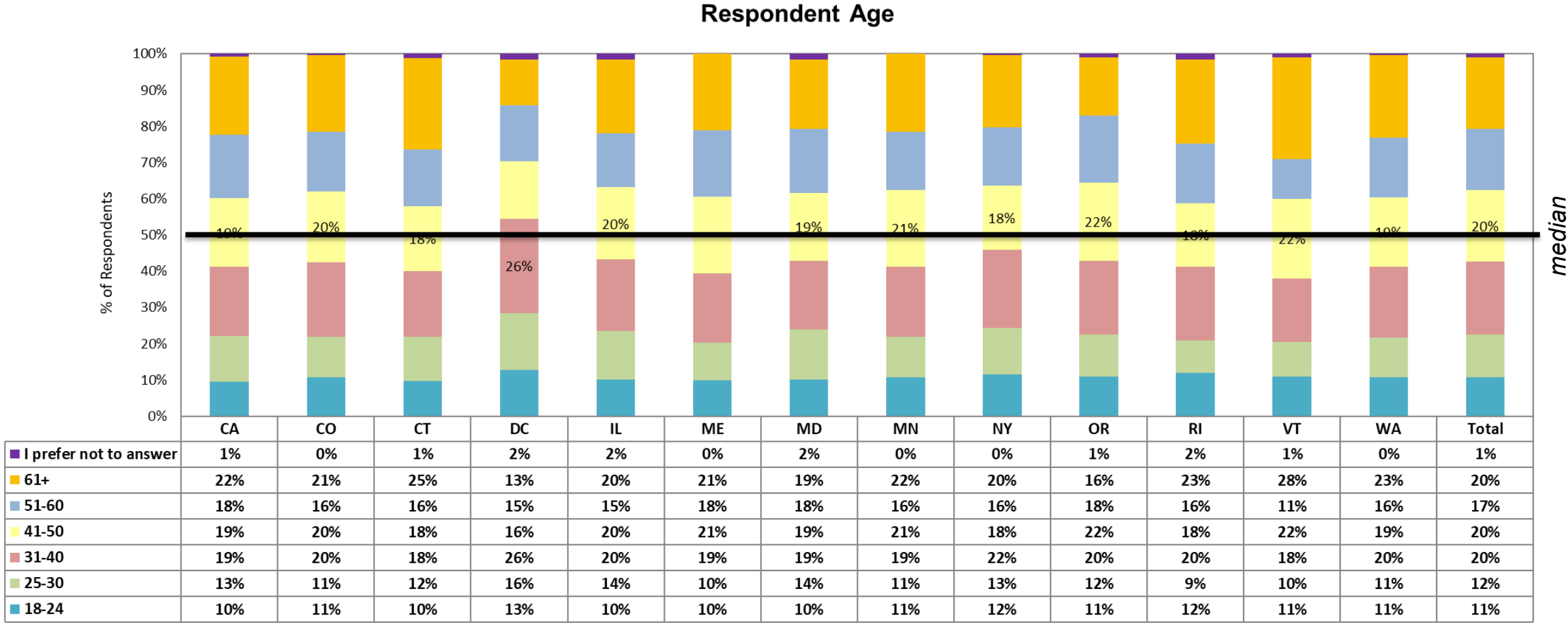
*at a 90% level of confidence



RESPONDENT PROFILES

Profile of Respondents - Age

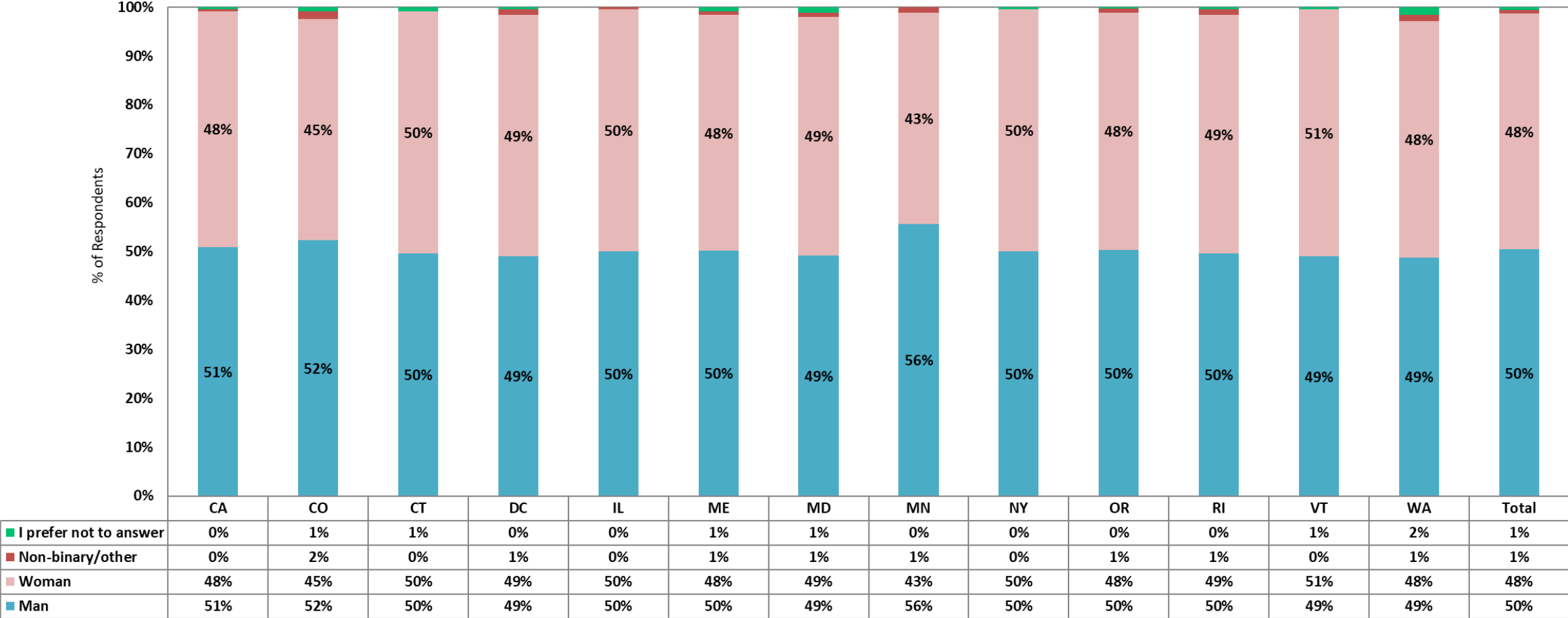
- ❖ A good mix of age ranges was represented in each state's/district's sample.
- ❖ The median age was 41-50 overall in all states; 31-40, in the District of Columbia (as was the case last period).
- ❖ Variances can be attributed to state/district characteristics and sample availability.



Profile of Respondents - Gender

- ❖ The respondent base was fairly evenly split between men and women in each state/the district.
- ❖ Small variances can be attributed to sample availability.

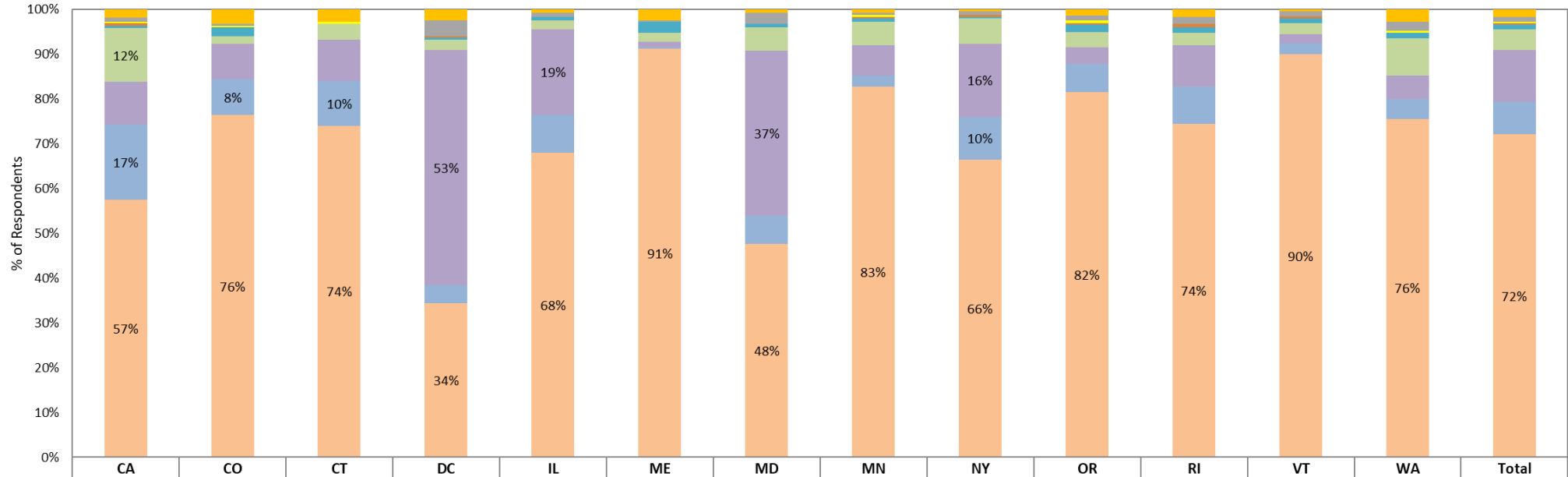
Gender Identity



Profile of Respondents - Ethnicity

- ❖ 72% of all respondents identified themselves as white (the same as in last period).
- ❖ However, there were variances within states/the district. Consistent with census data, D.C. and Maryland had the highest proportion of Black/African American respondents; California, Hispanic/Latino and Asian respondents; Vermont/Maine, white respondents.

Respondent Ethnicity



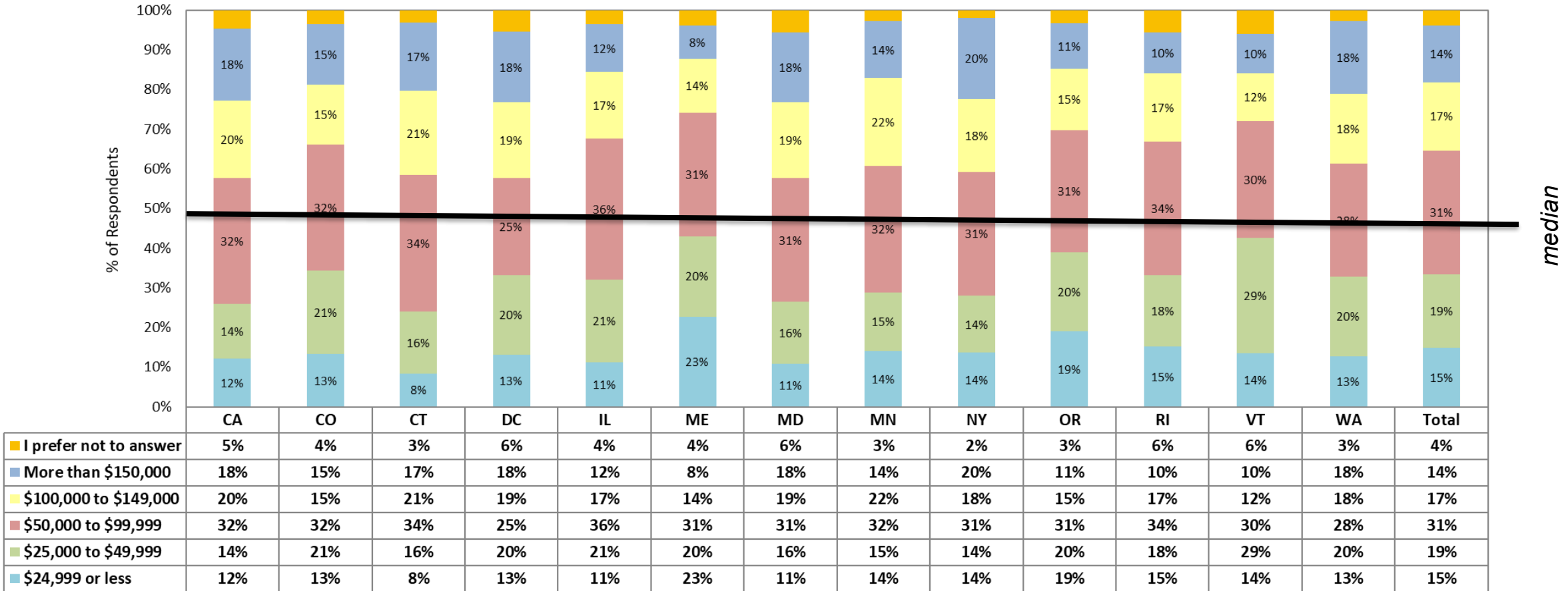
	CA	CO	CT	DC	IL	ME	MD	MN	NY	OR	RI	VT	WA	Total
Other*	2%	3%	3%	2%	1%	2%	1%	1%	0%	1%	2%	1%	3%	2%
I prefer not to answer	1%	0%	0%	4%	1%	0%	2%	0%	1%	1%	2%	1%	2%	1%
Some other race, ethnicity or origin	0%	0%	0%	0%	0%	0%	0%	0%	0%	0%	0%	0%	0%	0%
Native Hawaiian or Other Pacific Islander	0%	0%	0%	0%	0%	0%	0%	0%	0%	1%	0%	0%	0%	0%
Middle Eastern or North African	1%	0%	0%	0%	0%	0%	0%	0%	0%	0%	1%	1%	0%	0%
American Indian or Alaska Native	1%	2%	0%	0%	1%	2%	1%	1%	0%	2%	1%	1%	1%	1%
Asian	12%	2%	4%	2%	2%	2%	5%	5%	6%	3%	3%	3%	8%	5%
Black or African American	10%	8%	9%	53%	19%	1%	37%	7%	16%	4%	9%	2%	5%	12%
Hispanic, Latino or Spanish origin	17%	8%	10%	4%	8%	0%	6%	2%	10%	6%	8%	3%	4%	7%
White	57%	76%	74%	34%	68%	91%	48%	83%	66%	82%	74%	90%	76%	72%

*Other Ethnicities: Bi-Racial/Mixed Race, Eurasian, Greek, European American, Irish, Bantu, American, Human, Jewish, Native American, Italian, Hungarian

Profile of Respondents - Income

❖ The median household income level for respondents in each state/district was \$50-99K per year.

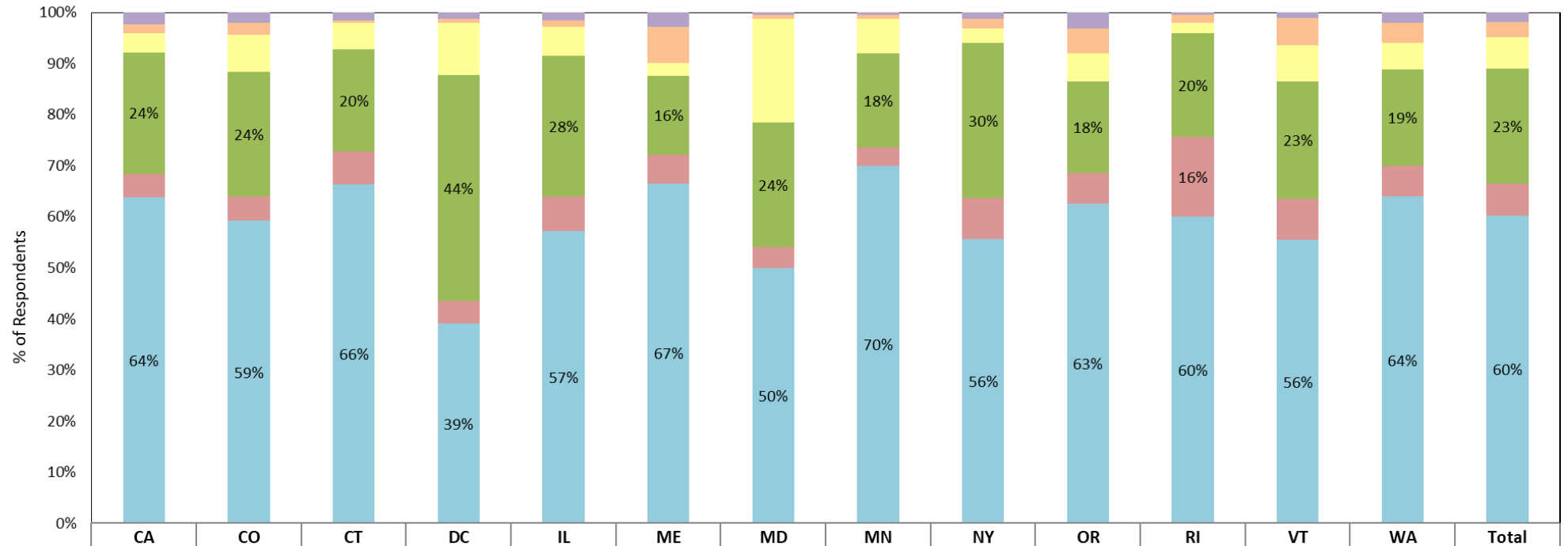
Respondent Annual Household Income



Profile of Respondents – Dwelling Type

- ❖ 60% of respondents live in a single-family home (the same as last period).
- ❖ Condominium/apartment living was more predominant in D.C. and New York.

Respondent Dwelling Type



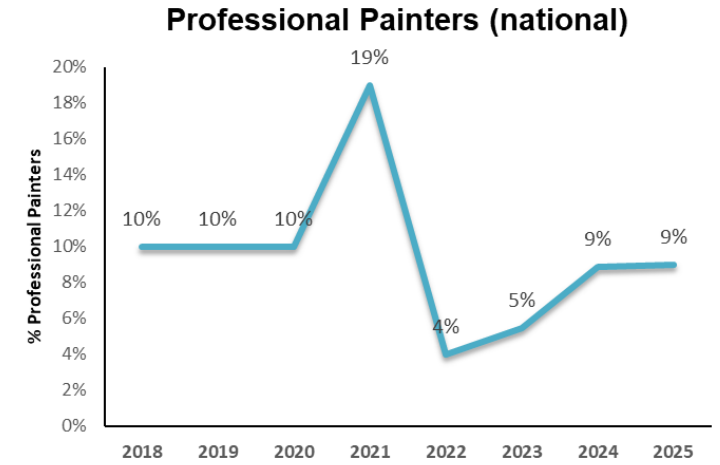
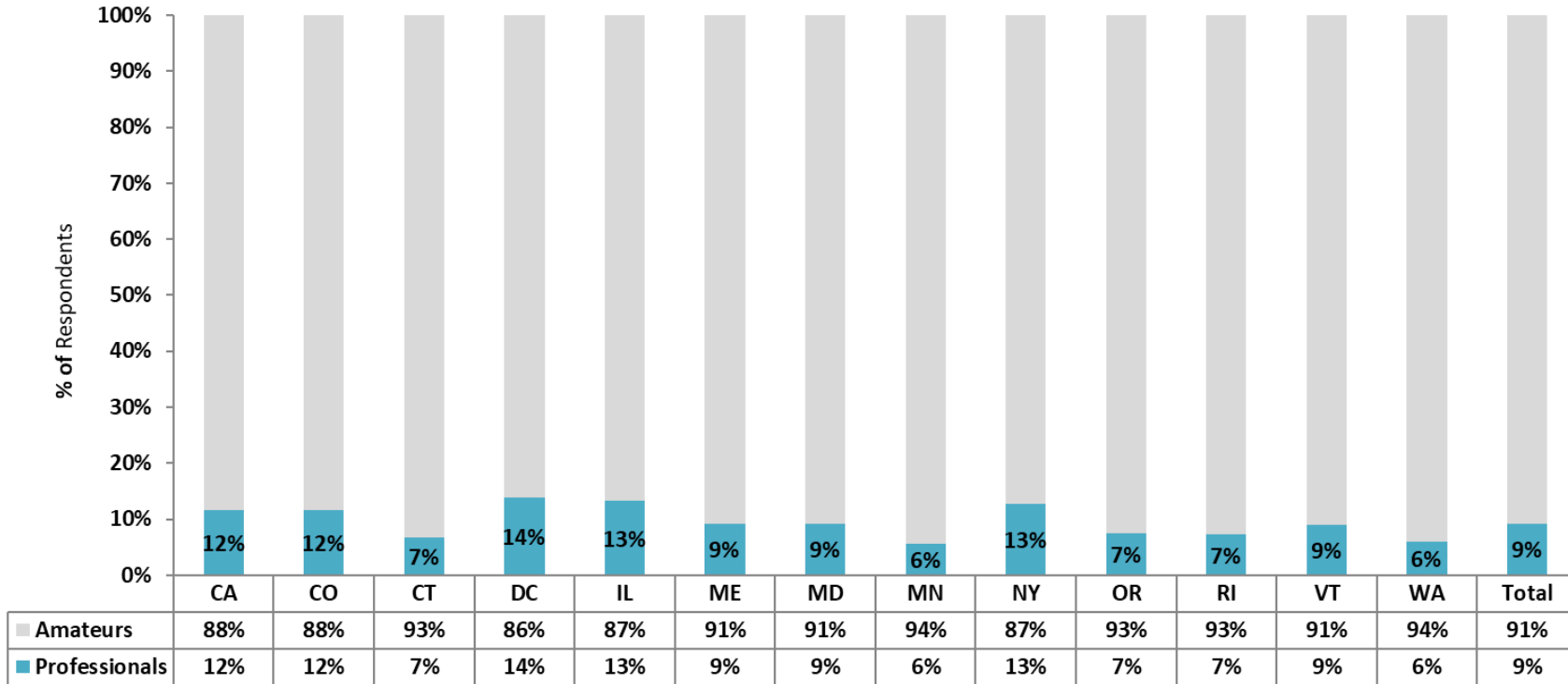
	CA	CO	CT	DC	IL	ME	MD	MN	NY	OR	RI	VT	WA	Total
Other*	2%	2%	2%	1%	2%	3%	0%	0%	1%	3%	0%	1%	2%	2%
Mobile Home	2%	2%	0%	1%	1%	7%	1%	1%	2%	5%	2%	6%	4%	3%
Townhome	4%	7%	5%	10%	6%	2%	20%	7%	3%	5%	2%	7%	5%	6%
Condominium or Apartment Building	24%	24%	20%	44%	28%	16%	24%	18%	30%	18%	20%	23%	19%	23%
Two or Three-Family House	5%	5%	6%	4%	7%	6%	4%	4%	8%	6%	16%	8%	6%	6%
Single-Family House	64%	59%	66%	39%	57%	67%	50%	70%	56%	63%	60%	56%	64%	60%

*Other Dwelling Types: assisted living / nursing home, boat, cabin, camper, communal living, converted bus, dorm, duplex, group home, homeless shelter, garage, motel, motor home, rented room, tent, trailer, with parents/friends

Profile of Respondents – Paint-Related Professions

- ❖ 9% of all respondents identified as professional painters, the same as last year.
- ❖ The greatest percentages of professional painters were in D.C., Illinois and New York.

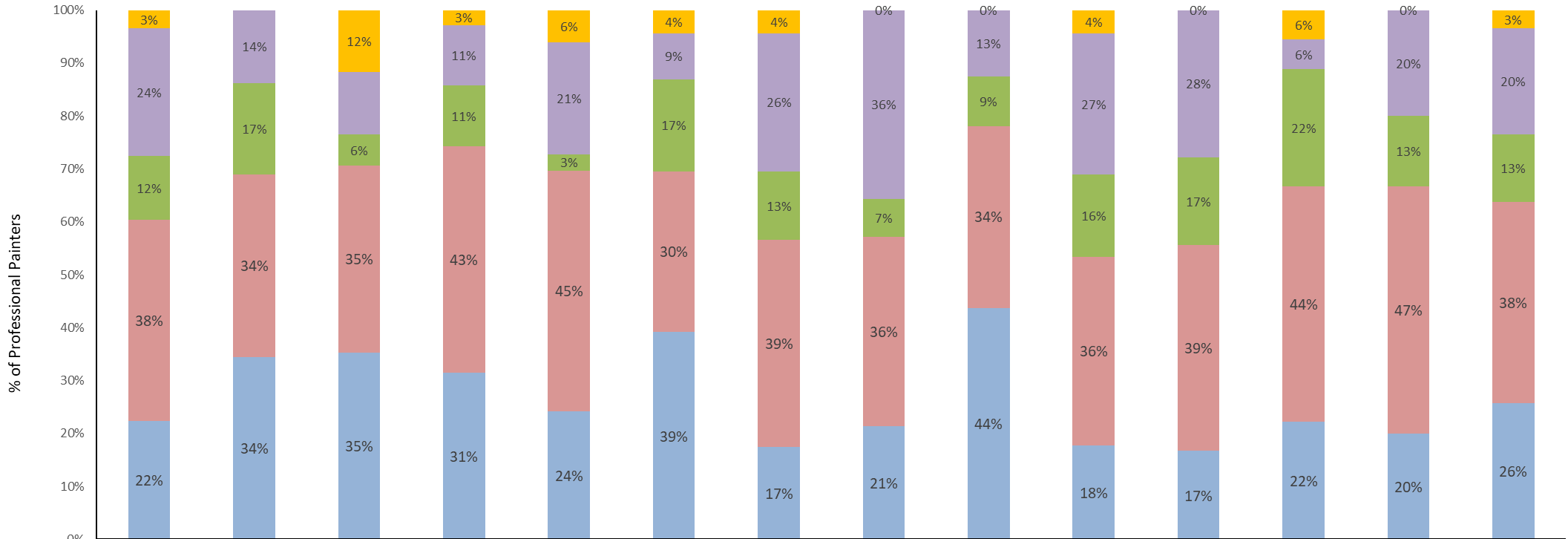
Do you paint professionally (NOT as an artist)?



Profile of Respondents – Painter Types

- ❖ Professional painter respondents were mostly general contractors (38%) and painting contractors (26%).
- ❖ Results varied by state/district. For example, respondents were more commonly general contractors in Washington and Illinois; handymen, in Minnesota and Rhode Island; painting contractors, in New York and Maine.

What type of professional painter are you?



	CA	CO	CT	DC	IL	ME	MD	MN	NY	OR	RI	VT	WA	Total
Other*	3%	0%	12%	3%	6%	4%	4%	0%	0%	4%	0%	6%	0%	3%
Handyman	24%	14%	12%	11%	21%	9%	26%	36%	13%	27%	28%	6%	20%	20%
Property maintenance crew	12%	17%	6%	11%	3%	17%	13%	7%	9%	16%	17%	22%	13%	13%
General contractor	38%	34%	35%	43%	45%	30%	39%	36%	34%	36%	39%	44%	47%	38%
Painting contractor	22%	34%	35%	31%	24%	39%	17%	21%	44%	18%	17%	22%	20%	26%

*Other Professions: artist, commercial contract painter

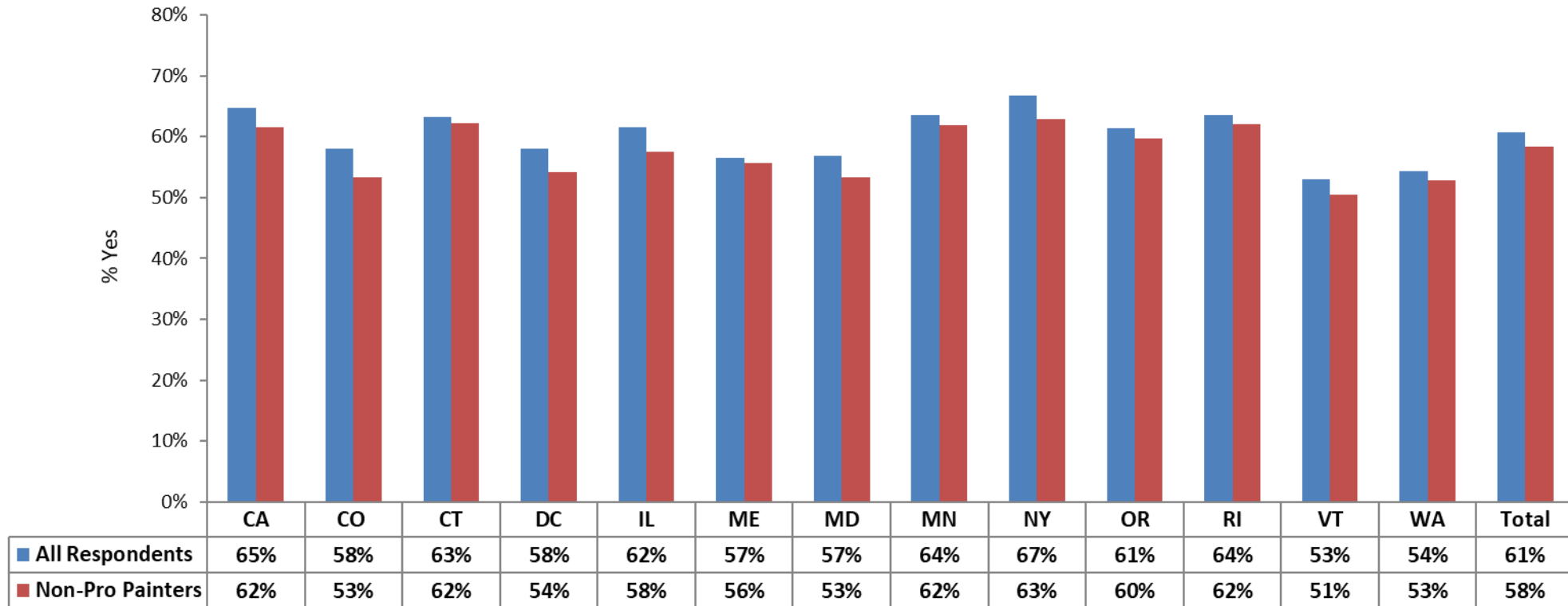


SOURCE REDUCTION BEHAVIORS

Recency of Paint Purchases

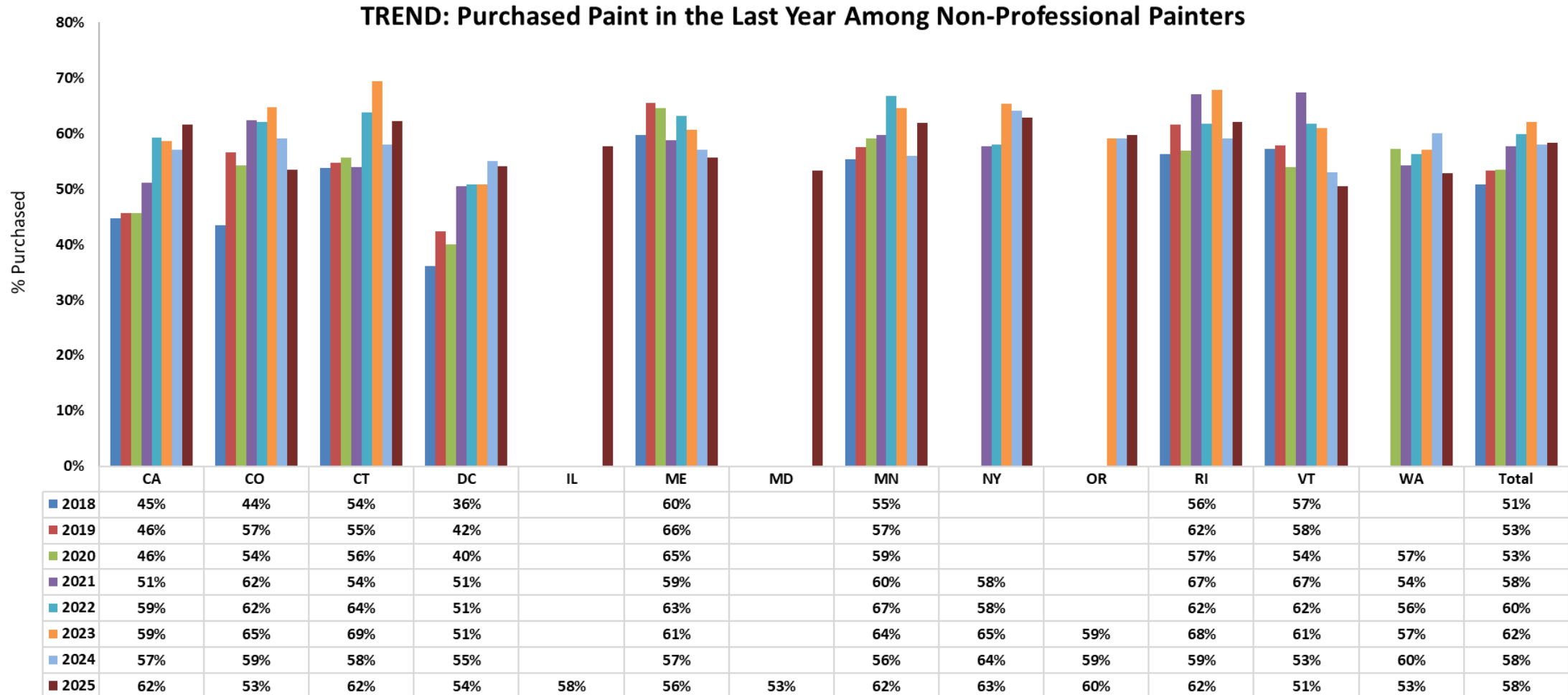
- ❖ More than half of respondents bought paint in the last year, both overall (61%) and among the subset of non-professionals (58%).
- ❖ The gap between all respondents (blue) and non-professional painters (red) can be explained by the fact that 85% of professional painters nationally bought paint in the past, driving the overall average up.
- ❖ *Note: data is not shown for professional painters in individual states/the district due to low sample sizes.*

Have you purchased paint in the last year?
(primer, interior or exterior house paint, stain, deck sealer, and clear finishes like varnish)



TREND: Recency of Paint Purchases Among End Consumers

- ❖ Purchase recency trend data are shown as a percentage of non-professionals (end-consumers).
- ❖ Overall, paint purchases stayed about the same in 2025 as in 2024 among non-professionals.
- ❖ However, results varied by state/district. For example, paint purchases increased in California and Minnesota while dipping in Washington and Colorado.



Determination of Paint Quantity Needs

- ❖ Across all states/the district, the most common methods respondents used to determine the amount of paint to buy were taking measurements of the project area themselves and asking a salesperson for assistance.
- ❖ These are the same top two methods identified in prior years.

How did you determine right amount of paint to buy? (Select all that apply)

Method	CA	CO	CT	DC	IL	ME	MD	MN	NY	OR	RI	VT	WA	Total
Took measurements of project area and estimated myself	36%	45%	37%	39%	38%	44%	42%	48%	35%	50%	33%	46%	39%	42%
Asked a salesperson for assistance with calculating	50%	37%	36%	51%	41%	31%	39%	33%	38%	34%	42%	31%	35%	38%
Followed instructions on the label	26%	24%	24%	34%	32%	20%	29%	26%	29%	23%	18%	21%	21%	25%
Looked up recommendations online	29%	22%	20%	37%	29%	20%	25%	20%	34%	22%	18%	19%	25%	24%
Used a web-based "paint calculator" tool that helps you figure out the right amount	23%	25%	16%	28%	22%	13%	25%	11%	23%	18%	12%	15%	23%	20%
Other*	4%	6%	8%	3%	6%	6%	5%	4%	0%	6%	6%	8%	7%	5%
None of the above	4%	6%	5%	1%	3%	6%	4%	6%	3%	4%	3%	2%	3%	4%

Shown as a percentage of all respondents

*Other – Past experience, asked someone else, contractor purchased, estimated/approximated, guessed, bought a can at a time

Success in Determination of Paint Quantity Needs

- ❖ More than half of respondents (55%) said they purchased more paint than they needed for the project.
- ❖ About a third (36%) purchased the right amount; the minority, less than they needed (7%).
- ❖ Results were fairly consistent across all states/the district.

When you initially purchased paint did you buy...?

Amount	CA	CO	CT	DC	IL	ME	MD	MN	NY	OR	RI	VT	WA	Total
More than I needed for the project	57%	54%	52%	53%	53%	55%	57%	57%	57%	54%	60%	56%	54%	55%
The right amount for the job such that there was little to none leftover	36%	39%	39%	39%	38%	36%	36%	30%	40%	35%	34%	34%	38%	36%
Less than I needed for the project	5%	7%	7%	7%	7%	7%	6%	13%	3%	9%	6%	9%	5%	7%
Unsure	2%	0%	2%	1%	2%	2%	1%	1%	0%	2%	0%	1%	3%	1%

Shown as a percentage of all respondents

Reasons for Excess Paint Purchases

- ❖ The top two reasons for excess paint purchases were to have extra for later touch-ups (61%) and to avoid having to go back out to buy more (53%). These were the top two reasons across all states/the district (highlighted in yellow).
- ❖ Overall, 35% wanted to have extra paint for later projects; 25%, for multiple coats.
- ❖ 14% said they were unsure how to calculate the right amount.

Why did you buy more paint than you needed? (Select all that apply)

Reason	CA	CO	CT	DC	IL	ME	MD	MN	NY	OR	RI	VT	WA	Total
I wanted to save some for touch-ups.	57%	68%	60%	60%	51%	57%	67%	63%	58%	64%	52%	66%	65%	61%
I did not want to run out and then need to get more.	47%	61%	52%	44%	68%	54%	56%	61%	41%	54%	55%	44%	62%	53%
I wanted to save some for future projects.	34%	35%	38%	40%	33%	34%	37%	33%	29%	37%	24%	34%	36%	35%
I wanted to account for multiple coats of paint.	19%	27%	22%	19%	39%	33%	31%	21%	18%	25%	15%	36%	26%	25%
I was unsure how to calculate the right amount.	17%	13%	10%	19%	17%	13%	20%	6%	16%	12%	18%	12%	18%	14%
It's more cost-effective to buy more.	13%	11%	7%	17%	12%	13%	11%	8%	10%	15%	8%	7%	9%	12%
Other*	3%	1%	2%	0%	1%	4%	0%	3%	3%	2%	3%	3%	4%	3%

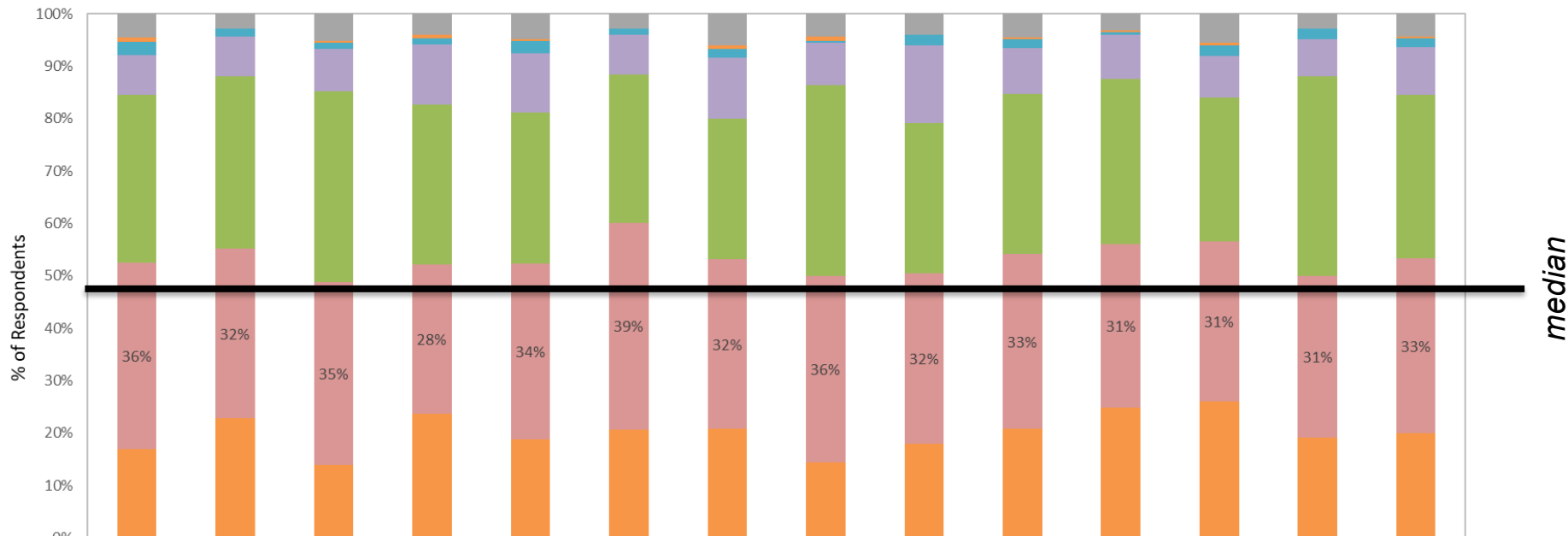
Shown as a percentage of all respondents

*Other – anxiety, bought smallest container available, over-estimated, just in case, cost efficiency, to share with someone else

Leftover Paint Storage

- ❖ The median amount of paint stored at home/business was “less than a gallon,” overall and in all states/the district.
- ❖ “1 up to 5 gallons” was also a common response.

How much leftover or unwanted paint do you have in your home or business at this time (e.g., primer, interior/exterior house paint, stain, deck sealer, or clear finishes like varnish)?

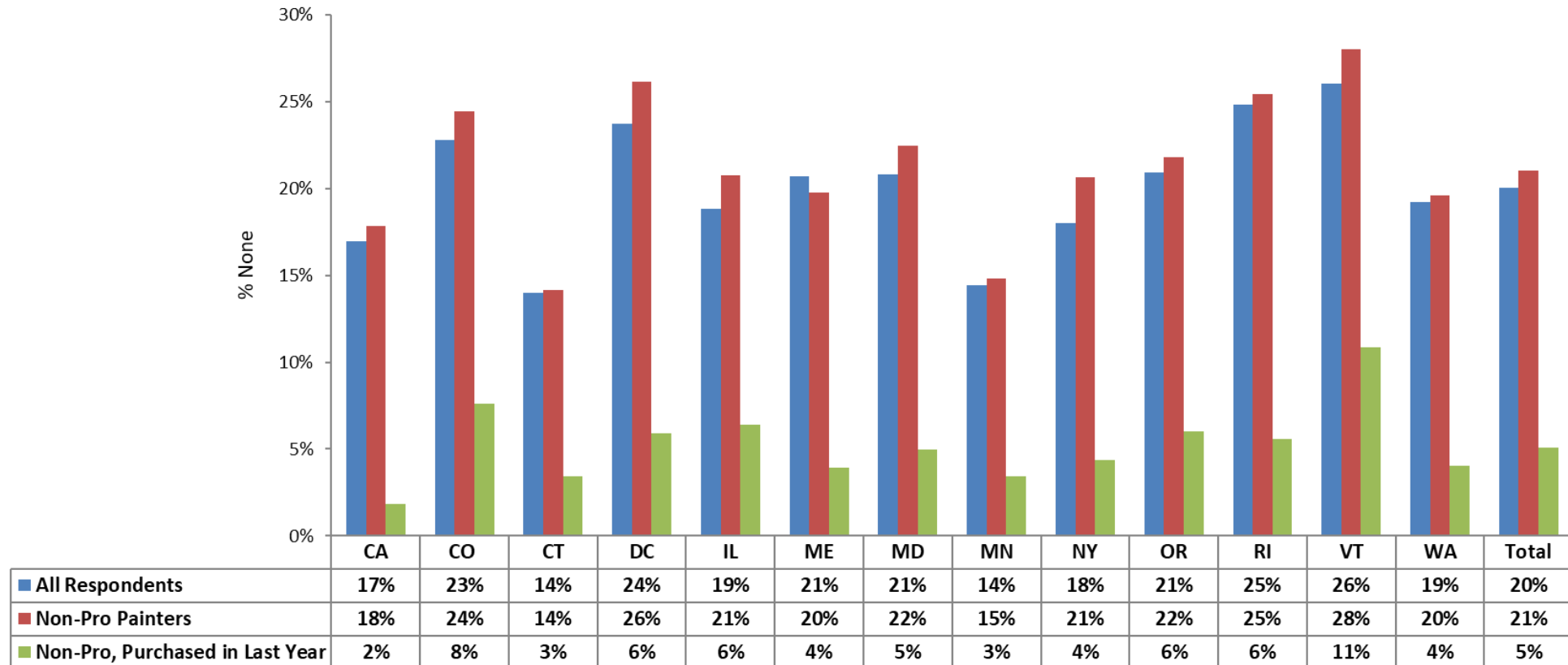


	CA	CO	CT	DC	IL	ME	MD	MN	NY	OR	RI	VT	WA	Total
I have some paint, but I do not know how much.	5%	3%	5%	4%	5%	3%	6%	4%	4%	5%	3%	6%	3%	4%
30 gallons or more	1%	0%	0%	1%	0%	0%	1%	1%	0%	0%	0%	1%	0%	0%
15 up to 30 gallons (would fit in 2 shopping carts)	3%	2%	1%	1%	2%	1%	2%	0%	2%	2%	0%	2%	2%	2%
5 up to 15 gallons (would fit in a shopping cart)	8%	8%	8%	11%	11%	8%	12%	8%	15%	9%	8%	8%	7%	9%
1 up to 5 gallons (would fit in a cardboard box)	32%	33%	36%	30%	29%	28%	27%	36%	29%	30%	32%	28%	38%	31%
Less than 1 gallon	36%	32%	35%	28%	34%	39%	32%	36%	32%	33%	31%	31%	31%	33%
None	17%	23%	14%	24%	19%	21%	21%	14%	18%	21%	25%	26%	19%	20%

Leftover Paint Storage

- ❖ To consider the impact of painter type *and* purchase recency, results are shown three ways hereafter: 1) all respondents, 2) non-professionals, and 3) non-professionals who purchased paint in the last year.
- ❖ Recency makes a big difference in paint storage. Those who purchased paint in the last year were significantly more likely to be storing paint now. This suggests some delay in disposal after purchase.
- ❖ Generally, professional painters were more likely to store paint (90%) than non-professionals (79%)*.

How much leftover or unwanted paint do you have in your home or business at this time (e.g., primer, interior or exterior house paint, stain, deck sealer, or clear finishes like varnish)?

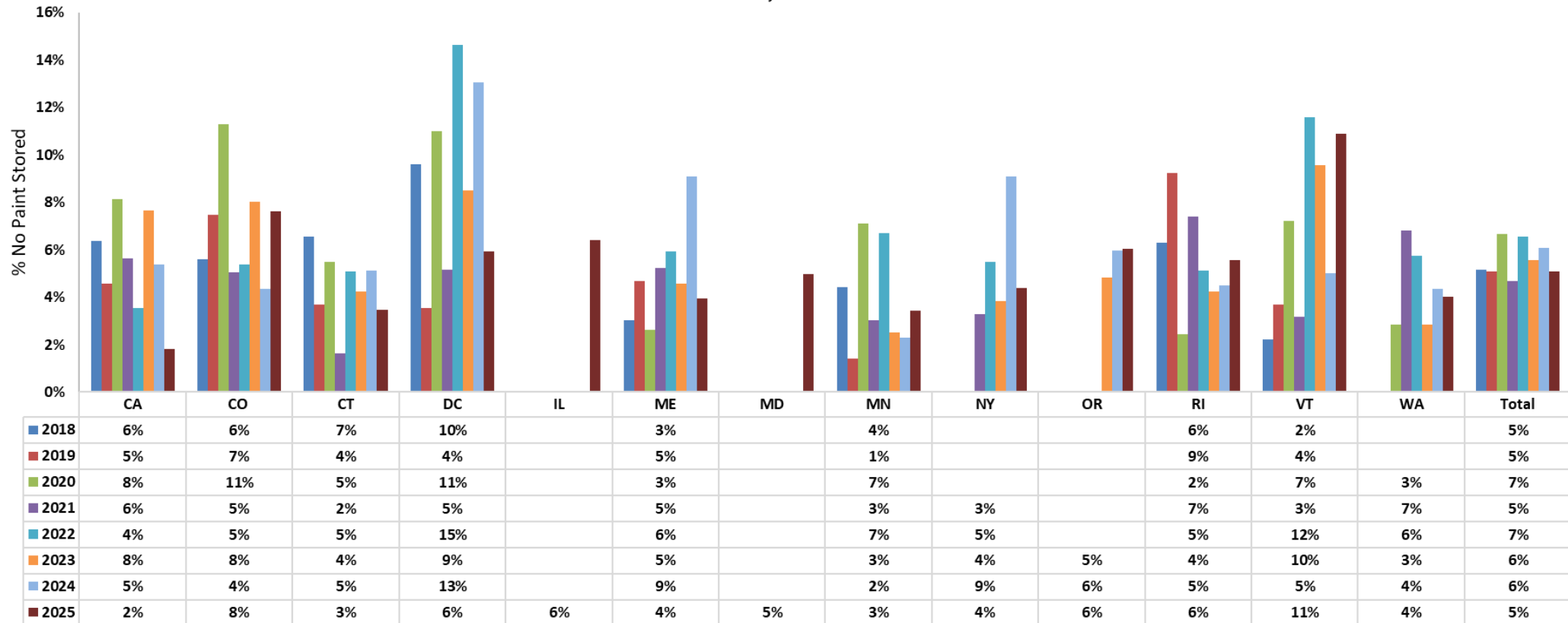


*Data is not shown for professional painters in individual states/the district due to low sample sizes.

TREND: No Paint Storage, Recent End-Consumer Purchasers

- ❖ Once again, all trends are shown as a percentage of non-professionals (end-consumers) who purchased in the last year.
- ❖ Overall, a similar percentage of end consumers were not storing paint in 2025 (5%) as they were in 2024 (6%).
- ❖ However, results varied by state/district. For example, in Vermont and Colorado, paint storage was lower than last year. At the same time, paint storage increased significantly in California, DC, Maine and New York.

TREND: No Paint Stored at Home/Business, Non-Pros Who Purchased Paint in the Last Year



Reasons for Paint Storage

- ❖ The top 2 reasons (highlighted in yellow) that respondents stored paint were the same in all states/the district: leftovers from their own paint jobs or planned excess for touch-ups.
- ❖ Results were fairly consistent for all states/the district.

What is the main reason you have the leftover paint currently in your home/business?

Reason	CA	CO	CT	DC	IL	ME	MD	MN	NY	OR	RI	VT	WA	Total
I did some painting myself and I had some leftover paint when I was done.	50%	49%	52%	45%	48%	62%	51%	60%	50%	50%	54%	61%	48%	52%
I intentionally bought paint for future touch-ups.	27%	24%	29%	25%	27%	22%	27%	23%	25%	28%	24%	19%	27%	26%
I hired someone to paint, and they left it behind.	11%	13%	10%	18%	15%	6%	14%	7%	14%	7%	11%	5%	9%	10%
I found the paint in my home or business when I moved in.	5%	8%	3%	6%	4%	6%	5%	5%	4%	8%	6%	5%	8%	6%
I don't remember where the paint came from.	1%	2%	2%	3%	3%	2%	2%	3%	2%	4%	3%	4%	4%	3%
Other*	3%	2%	4%	0%	0%	2%	0%	1%	2%	2%	1%	1%	3%	2%
I am a professional painter or contractor, and it is from one or more of my jobs.	2%	2%	0%	2%	2%	1%	2%	1%	2%	1%	1%	4%	1%	2%

Shown as a percentage of all respondents

**Other – never finished project, bought more than needed, came with house, for art/projects, someone else's paint being stored, landlord left it, samples from color try-outs, gifted from someone else, leftovers*

Paint Storage Best Practices Knowledge

- ❖ More than half of respondents knew about most best practices (i.e., temperature/humidity control, clean rim, rubber mallet).
- ❖ The best practice that the fewest knew about was the use of a paint key to prevent the lid from bending.
- ❖ 11% of respondents didn't know any of the best practices listed. Results varied slightly by state/district.

Which best practices were you aware of before taking this survey? Select all that apply.

Best Practice	CA	CO	CT	DC	IL	ME	MD	MN	NY	OR	RI	VT	WA	Total
Keep paint away from freezing temperatures.	54%	69%	69%	48%	70%	75%	59%	75%	54%	65%	62%	66%	60%	63%
Clean any paint out of the container's rim before putting the lid back on.	55%	60%	66%	48%	62%	63%	53%	65%	59%	64%	62%	62%	52%	60%
When putting the lid back on the can, tap it with a rubber mallet instead of pounding it with a hammer to prevent the lid from bending.	54%	62%	66%	49%	64%	65%	52%	67%	55%	64%	57%	62%	58%	60%
Keep paint away from rain or damp locations.	51%	53%	58%	42%	57%	56%	54%	55%	48%	58%	56%	57%	56%	55%
Use a paint key or paint can opener instead of a screwdriver to prevent the lid from bending.	41%	50%	54%	38%	48%	57%	38%	51%	36%	54%	47%	53%	40%	48%
None of the above - I didn't know any of these best practices before taking this survey.	14%	12%	7%	20%	7%	8%	12%	8%	12%	11%	12%	13%	12%	11%

Shown as a percentage of all respondents

Past Paint Disposal Methods

- ❖ The most common “disposal” method across most states/the district was actually to not to dispose it at all.
- ❖ Disposing at a HHW facility/event was next most common for most.

In the past, which has been your preferred method to dispose of leftover or unwanted paint?

Method	CA	CO	CT	DC	IL	ME	MD	MN	NY	OR	RI	VT	WA	Total
Stored it in the basement, garage, or a closet because I intended to use it someday	24%	29%	26%	27%	33%	27%	30%	30%	29%	21%	23%	23%	24%	25%
Took it to a household hazardous waste facility/event or transfer station	20%	16%	24%	9%	12%	22%	12%	24%	14%	24%	16%	22%	15%	19%
Not applicable - I have never stored or disposed of leftover or unwanted paint.	11%	11%	8%	15%	8%	10%	10%	8%	12%	10%	14%	15%	12%	11%
Dried it out and put it in the trash	9%	13%	11%	8%	12%	9%	9%	15%	7%	9%	14%	10%	14%	10%
Gave it away to family, friends, or a community organization	9%	6%	5%	10%	8%	8%	9%	6%	10%	10%	7%	6%	7%	9%
Took it to a paint, hardware, or lumber store	9%	10%	9%	6%	6%	6%	6%	4%	7%	8%	7%	6%	8%	7%
I don't remember what I did with the leftover or unwanted paint.	5%	4%	4%	8%	5%	6%	11%	2%	4%	7%	4%	6%	6%	6%
Put cans of liquid paint in the trash	5%	3%	4%	6%	5%	4%	6%	3%	6%	3%	5%	5%	2%	4%
Mixed it with hardener or kitty litter and put it in the trash	3%	4%	3%	2%	6%	2%	4%	2%	6%	3%	7%	5%	7%	4%
Left it behind when I moved	2%	2%	2%	4%	3%	4%	2%	5%	2%	3%	2%	3%	4%	3%
Poured paint down the drain	1%	1%	1%	2%	2%	1%	2%	1%	2%	1%	2%	1%	0%	1%
Other*	1%	1%	3%	1%	0%	1%	0%	0%	1%	2%	1%	0%	1%	1%

*Other – re-use building store drop-off, contractor takeaway, maintenance crew removal, community day collection

Past Paint Store Disposal Preference

- ❖ Paint take-back service is the top reason people would go to a store vs. a HHW facility/event.
- ❖ Proximity was also important in most areas; however, the lack of HHW facilities and store hours also play a key role.
- ❖ *Note: results should be interpreted anecdotally as sample sizes are low.*

What is the main reason you would take paint to a paint/hardware/lumber store instead of a household hazardous waste facility/event or transfer station?

Reason	CA	CO	CT	DC	IL	ME	MD	MN	NY	OR	RI	VT	WA	Total
The paint/hardware/lumber store has a paint take-back program in place.	47%	23%	39%	50%	33%	41%	21%	64%	29%	40%	35%	58%	42%	40%
The paint/hardware/lumber store is close.	22%	42%	26%	19%	27%	35%	21%	0%	35%	26%	29%	0%	42%	27%
We don't have any local hazardous waste facilities/events or transfer stations.	13%	12%	9%	13%	40%	6%	29%	27%	24%	21%	12%	17%	11%	17%
Paint/hardware/lumber stores are open more often.	18%	23%	26%	19%	0%	18%	21%	9%	12%	12%	18%	25%	5%	15%
Other*	0%	0%	0%	0%	0%	0%	7%	0%	0%	1%	6%	0%	0%	1%

Shown as a percentage of respondents who identified store drop-off as preferred disposal method

*Other – didn't want to be charged additional fees, don't know what else to do with it

Household Hazardous Waste Facility/Event Preference

- ❖ Lack of knowledge of retail store take-back services was the top reason people chose HHW facilities/events in the past across all states/the district.
- ❖ Chemical disposal and proximity were also important in some areas.
- ❖ *Note: results should be interpreted only anecdotally as sample sizes are low.*

What is the main reason you would take paint to a household hazardous waste facility/event or transfer station instead of a paint/hardware/lumber store?

Reason	CA	CO	CT	DC	IL	ME	MD	MN	NY	OR	RI	VT	WA	Total
I wasn't aware paint/hardware/lumbers stores took back paint	52%	51%	41%	48%	38%	44%	40%	59%	42%	56%	61%	47%	47%	51%
The household hazardous waste facility or transfer station is closer.	16%	20%	32%	13%	28%	39%	27%	20%	33%	16%	12%	28%	32%	22%
I have other chemicals to dispose of that paint/hardware/lumber stores don't accept and want to get rid of it all at the same time.	20%	17%	15%	17%	14%	9%	13%	10%	19%	13%	12%	7%	16%	14%
We don't have a paint/hardware/lumber store that takes back paint in our area.	7%	12%	12%	13%	17%	7%	10%	5%	6%	10%	12%	12%	5%	9%
Other*	2%	0%	0%	4%	0%	0%	0%	5%	0%	3%	2%	2%	0%	2%
I have more paint than the paint/hardware/lumber stores would take.	4%	0%	0%	4%	3%	0%	10%	0%	0%	2%	0%	5%	0%	2%

Shown as a percentage of respondents who identified HHW drop-off as preferred disposal method

**Other – it's the proper place to dispose paint, convenience, refused by garbage company, refused by store, new paint creation, would be offered to other people there, safety, PaintCare stores full*

Future Paint Disposal Intentions

- ❖ Disposing at a HHW facility/event was the top future disposal intention in most states/the district.
- ❖ Taking unwanted paint to a paint/hardware/lumber store was second in about half of the states. For the rest, giveaways and the dry-then-trash methods were next most common.
- ❖ Very few said they would pour liquid paint down the drain or throw it in the trash.
- ❖ “Other” category responses are provided on the following page.

If you wanted to get rid of unwanted paint in the near future, what would you most likely do with it?

Method	CA	CO	CT	DC	IL	ME	MD	MN	NY	OR	RI	VT	WA	Total
Take it to a household hazardous waste facility/event or transfer station	29%	28%	33%	21%	21%	33%	28%	42%	22%	31%	28%	38%	28%	30%
Take it to a paint/hardware/lumber store	22%	22%	19%	15%	12%	17%	13%	15%	16%	17%	14%	13%	16%	17%
Give it away to a family member, friend, or community organization	16%	12%	13%	22%	18%	14%	16%	10%	16%	18%	12%	15%	12%	16%
Dry it out and put it in the trash	12%	17%	16%	10%	18%	12%	16%	16%	15%	12%	16%	11%	16%	14%
I don't know	11%	10%	6%	16%	13%	12%	11%	10%	11%	11%	15%	14%	11%	11%
Mix it with hardener or kitty litter and put it in the trash	4%	4%	6%	4%	10%	6%	7%	2%	8%	4%	6%	6%	7%	5%
Put cans of liquid paint in the trash	4%	6%	4%	7%	4%	6%	6%	4%	9%	3%	5%	2%	6%	4%
Other*	1%	1%	3%	1%	2%	0%	1%	1%	1%	2%	2%	2%	2%	2%
Pour paint down the drain	1%	1%	0%	3%	1%	0%	1%	0%	3%	1%	2%	2%	2%	1%

Shown as a percentage of all respondents

“Other” Future Disposal Intentions

- ❖ Once again, the most common “other” method for paint disposal was to not dispose it at all.

Other Future Paint Disposal Method	
art	Never had unwanted paint
Ask a friend/hardware store what to do or google how to properly dispose of paint	Or give it to family
Ask the internet for proper methods	Put it in my bucket to harden for future art use.
Bring it to the local re-use building store	Recycle it at local Habitat for Humanity store.
Do not have leftover paint to throw way	Research online
DONATE TO Homes for Habitat	Same as I always do use it, mix it with absorbant, and throw it in the trash with the lid.
Drop it off in the bulk garbage area for maintenance to dispose of	save it for touchups down the line
Find a project and use it	Sell it on facebook markwtplace
Give to community disposal people on community turn in day	Sell, possibly ?
Give to my friend who needs paint	Store in the basement
Google it	Store it
Google what to do with it in my area and then do that	Stored it in the basement or similar ans planned to use in.future
I always ask the new buyer if they want it, if they do, it stays behind. If not, I go the kitty litter route.	Take it to a paint recycling center.
i know some hardware stores take back the paint cans to recycle them appropriately. i'd look into local stores.	Take it to Metro for recycling
I store it with lid shut good in my closet for later use I use my stuff until the end everything	take it to some household for sell
I would keep it for future use.	Take it to specialized recycled or hazardous waste
I would look online to see what the proper way is in my community	take it to the re-use center
I would return to Metro. The process is easy.	take it to the waste disposal plant when they accept paint, sprays, aerosols for outdoor plants, etc. Only take them every 6 mo. or so.
I. Do. Not. Get. Rid. Of. Paint	Take it to town dump
I'd donate it.	Take to the Metro Waste Center for proper handling and disposal.
If it was an amount small enough to be dried out, then I would remove the lid and let the can contents be dried out by sunlight before throwing the can in the disposal bin. If the amount is enough to be used for a painting project (even if post mixing with another similar color), then I take the can to the local Habitat for Humanity that will allow a community member to pickup paint supply items they need for free.	Throw away with oil it's a hazrd
I'm not going to let a good thing go to waste.	Throw it away
Let it harden and throw it away	Try to find somewhere to dispose of it
Let our maintenance crew take it to recycling center along with others from my retirement community	Use cans as target practice
Look at my local recycling / garbage center on how to dispose of it.	Use every drop of it so there isn't any waste
Make more paintings	Use for art projects
My paint typically dries out and I have to throw it out when I need it	Use it another time
	We have a store that recycles it. If the paint is still fluid it would go there.

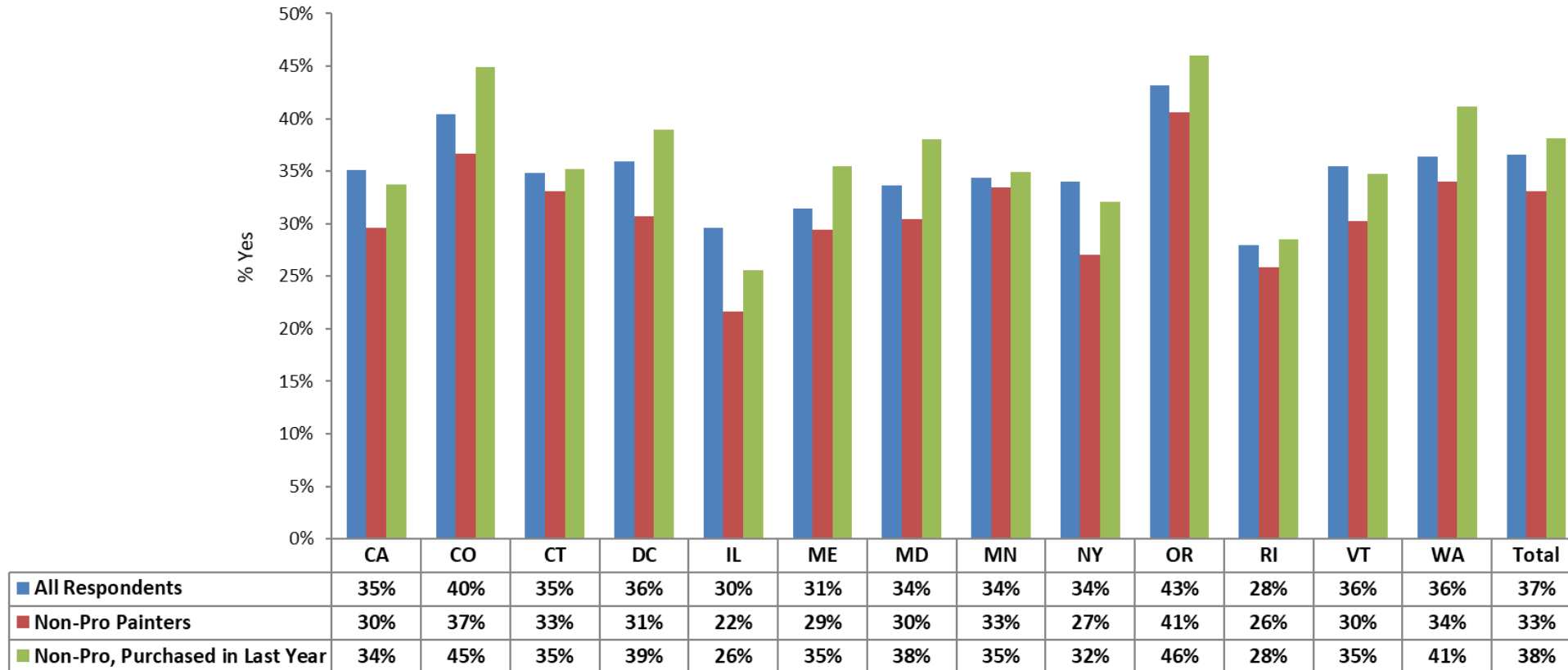


PAINT RECYCLING AND DISPOSAL AWARENESS

Awareness of Paint Recycling

- ❖ 37% of all respondents said they knew that paint can be recycled (comprised of consumers and professionals).
- ❖ Whereas 33% of end consumers knew that paint could be recycled, 72% of professionals were aware*.
- ❖ End consumers who purchased paint more recently were more likely to know that it can be recycled (38%). This supports the idea that recent store interactions are having an impact on awareness.

Prior to this survey, did you know that paint can be recycled (disposed in such a way that it may be re-used)?

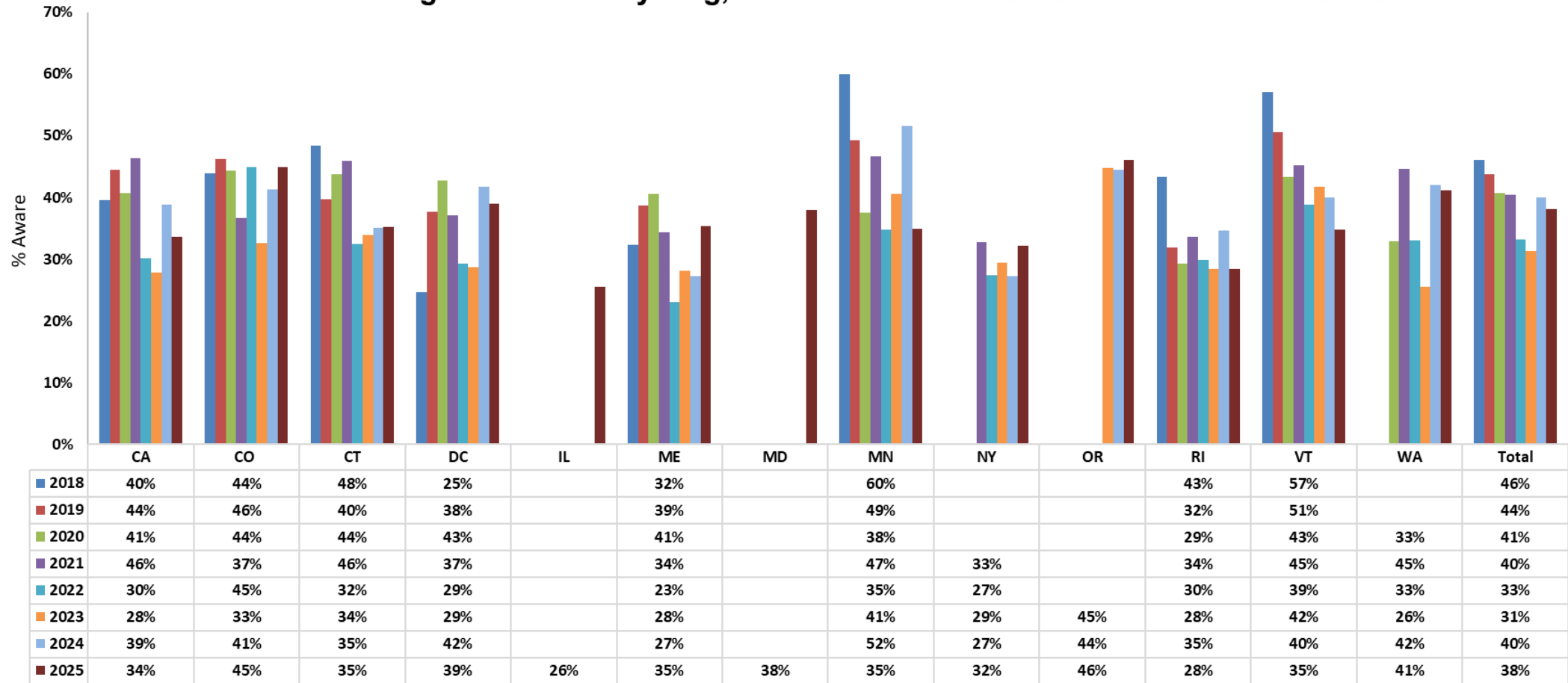


**Data is not shown for professional painters in individual states/the district due to low sample sizes.*

TREND: Paint Recycling Awareness, Recent Consumer Purchasers

- ❖ A similar percentage of recent end-consumer purchasers were aware that paint can be recycled in 2025 (38%) as in 2024 (40%).
- ❖ Results varied by state/district. The biggest awareness gains were seen in Maine and New York. Awareness dipped the most in Minnesota, Rhode Island and California.

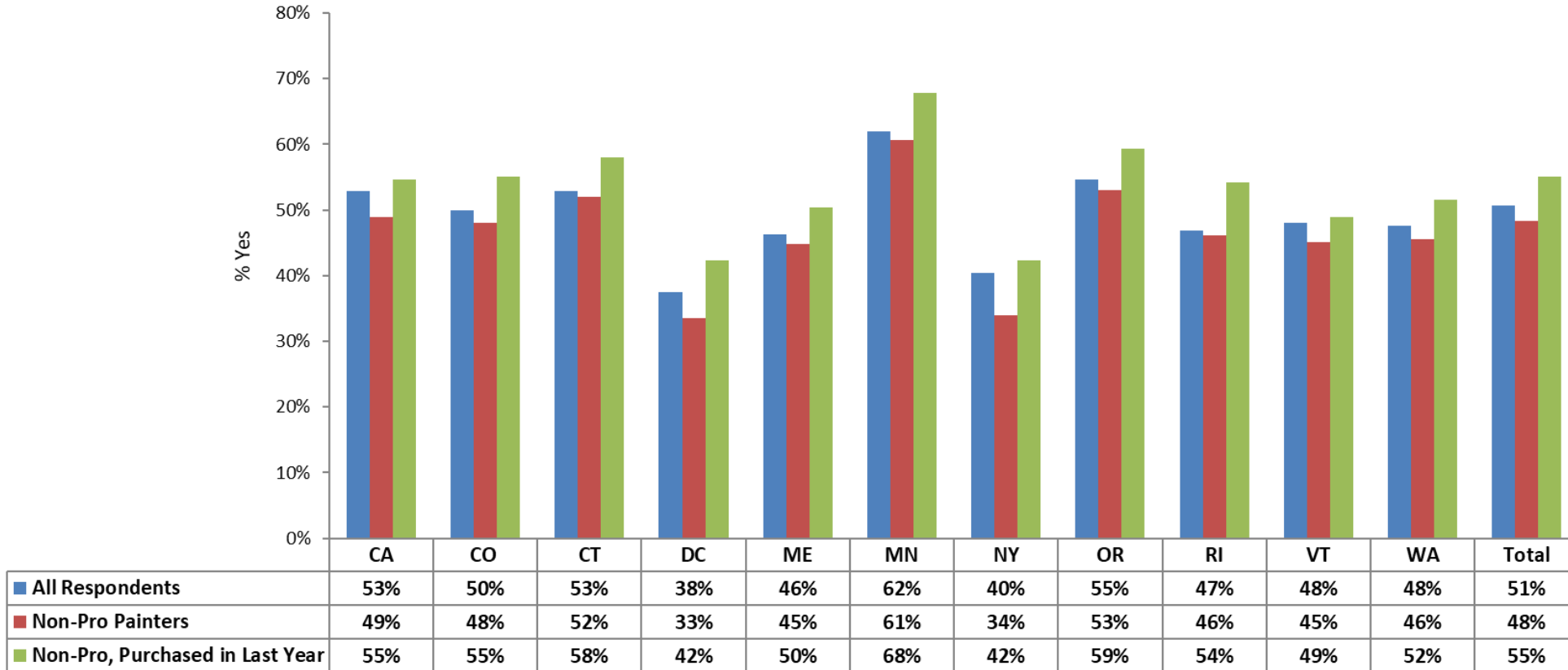
TREND: Knowledge of Paint Recycling, Non-Pros Who Purchased Paint in the Last Year



Awareness of Paint Disposal Opportunities in State/District

- ❖ 51% of all respondents were aware of paint disposal opportunities in their state/district**, comprised of both professionals (74% aware) and end consumers (48% aware).
- ❖ Awareness among end consumers who purchased in the last year was higher (55%) than that of all consumers (48%), demonstrating that purchase recency makes a difference in understanding.

Prior to this survey, were you aware of paint disposal opportunities in your state, such as drop off locations at paint stores and household hazardous waste facilities?



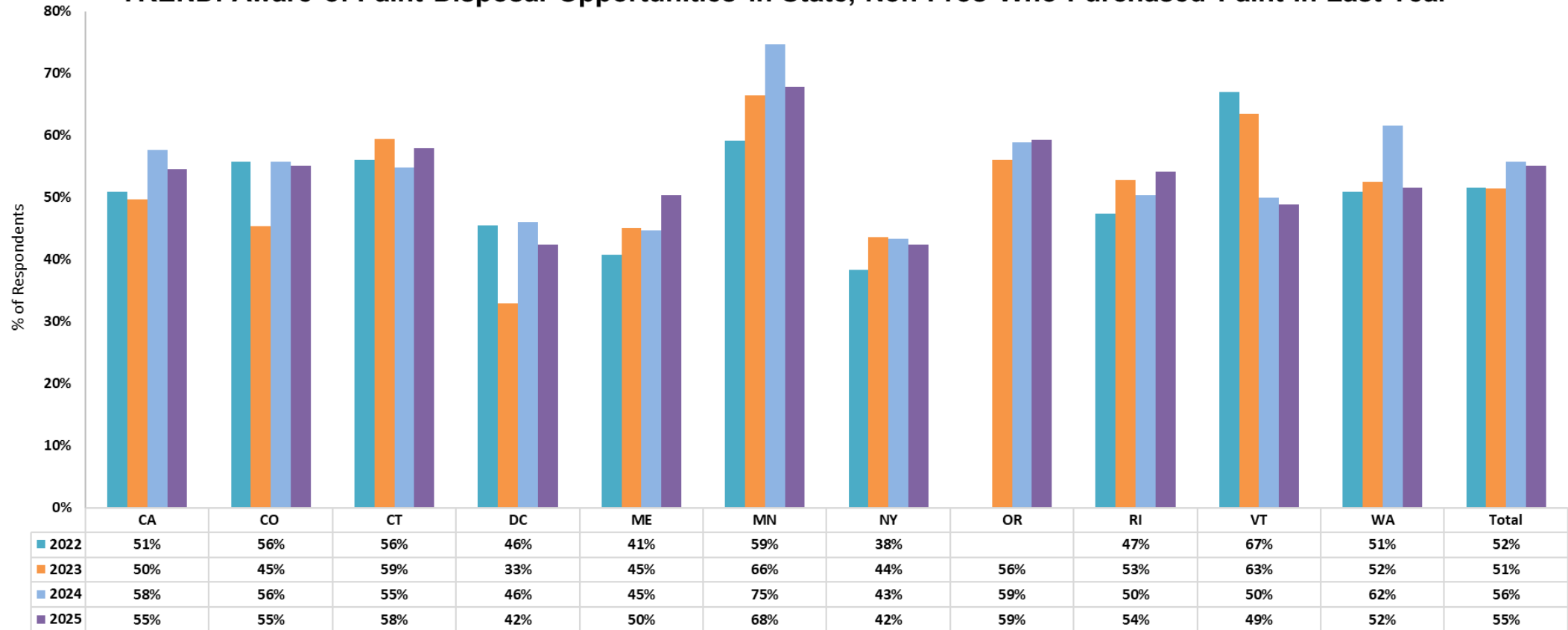
*Data is not shown for professional painters in individual states/the district due to low sample sizes.

**Maryland and Illinois respondents were not asked this question.

TREND: Disposal Opportunity Awareness, Recent Purchasers

- ❖ Overall, awareness of disposal opportunities among recent end-consumer purchasers stayed about the same as last year.
- ❖ Results varied by state/district. Awareness went up slightly in Maine while dropping in California, Minnesota and Washington.
- ❖ *Note that only four years of trend data is available as this question was added in 2022.*

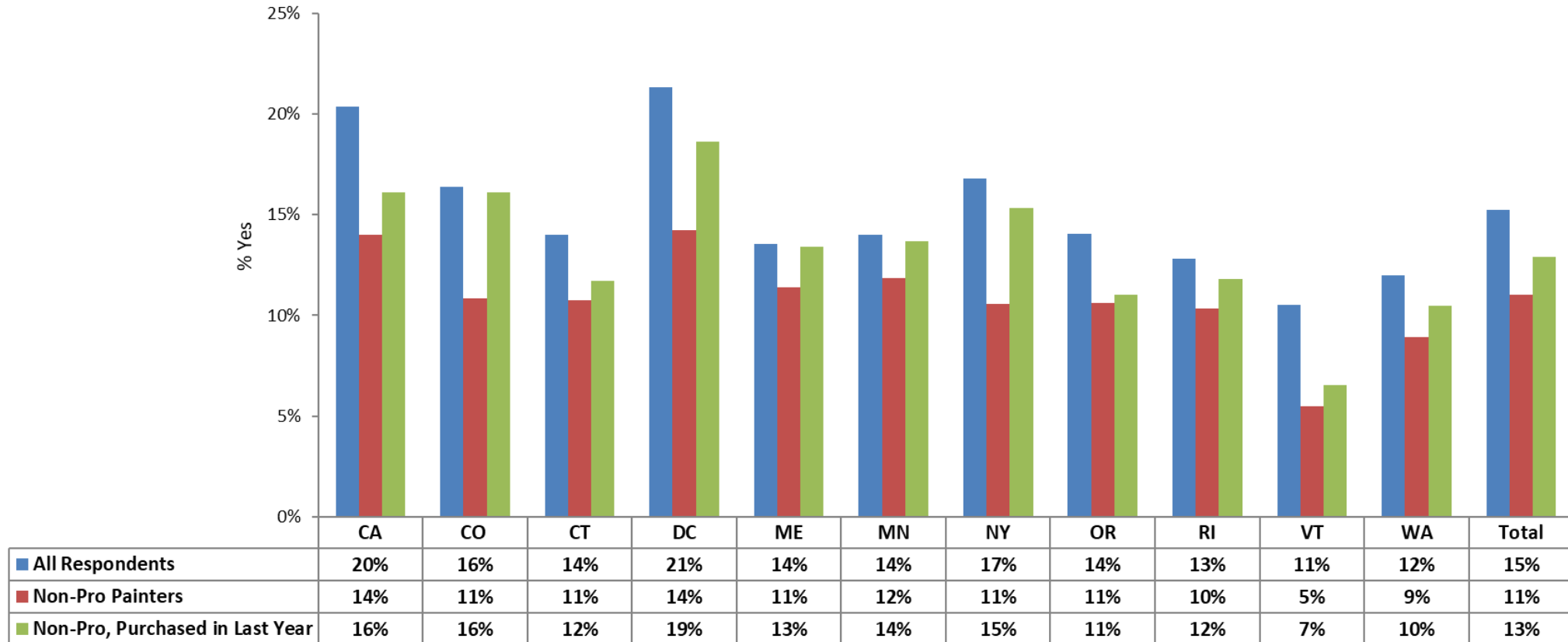
TREND: Aware of Paint Disposal Opportunities in State, Non-Pros Who Purchased Paint in Last Year



Awareness of Free Onsite Pickup Services

- ❖ 15% of all respondents knew that 100+ gallons could be picked up for free.
- ❖ 58% of professional painters were aware*; 11% of non-professionals.
- ❖ Recency made a small difference among non-professionals. 13% of those who purchased in the last year were aware of pick-up services.

Prior to this survey, were you aware there is a free on-site pickup service available to households, professional painters, businesses and organizations with 100 gallons or more of leftover paint?



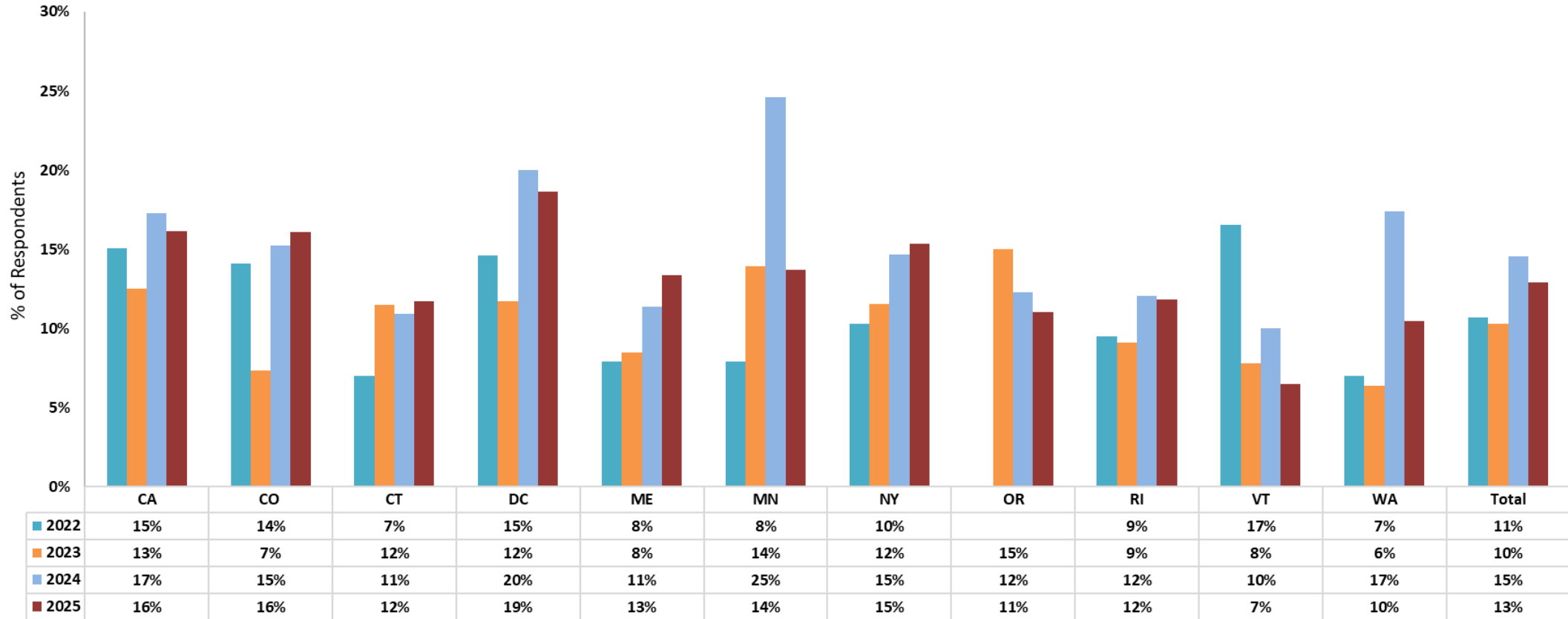
*Data is not shown for professional painters in individual states/the district due to low sample sizes.

**Maryland and Illinois respondents were not asked this question.

TREND: Awareness of Free Onsite Pickup, Recent Purchasers

- ❖ Overall, awareness of pick-up services among recent end-consumer purchasers stayed about the same last year (15% vs. 13%).
- ❖ Results varied by state/district, with notable drops in Minnesota and Washington.
- ❖ *Note that only four years of trend data is available as this question was added in 2022.*

TREND: Aware 100+ Gallon Pickup, Non-Pros Who Purchased Paint in the Last Year





AWARENESS MATRICES

Recycling/Disposal Awareness Matrix

- ❖ Familiarity with paint recycling does not necessarily go hand in hand with the knowledge of drop-off opportunities.
- ❖ In fact, there were many who knew about paint recycling who did not know about disposal opportunities in the state/district, and vice versa.
- ❖ The following “matrix” breaks down the entire respondent base given both subjects.
- ❖ 31% knew about both topics; 43%, neither; the rest, one or the other (the same breakdown as last year).*
- ❖ *Note: “whole” percentages do not add to 100% due to rounding.*

		Knows About Paint Recycling	
		Yes	No
Knows About Disposal Opportunities	Yes	31%	20%
	No	7%	43%

**Implication: need for balanced marketing and communications if we are to get both points across.*

Awareness Matrices – By Professional Painter Status

- ❖ As expected, professional painters were much more likely to know about both topics, paint recycling and disposal opportunities.
- ❖ In fact, more than twice as many professionals (62%) knew about both than non-professionals (27%).
- ❖ *Note: “whole” percentages may not add to 100% due to rounding.*

		Paint Recycling	
		Yes	No
Disposal Opportunities	Yes	27%	21%
	No	6%	45%

		Paint Recycling	
		Yes	No
Disposal Opportunities	Yes	62%	12%
	No	9%	17%

Awareness Matrices – By Recency of Consumer Paint Purchase

- ❖ Recent purchasers were slightly more aware of both aspects, disposal opportunities and paint recycling (33% vs. 27%).
- ❖ This supports the idea that consumer education is working among those who have recently interacted with stores and/or received other marketing communications.
- ❖ *Note: “whole” percentages may not add to 100% due to rounding.*

		Paint Recycling	
		Yes	No
Disposal Opportunities	Yes	27%	21%
	No	6%	45%

ALL END CONSUMERS

		Paint Recycling	
		Yes	No
Disposal Opportunities	Yes	33%	22%
	No	6%	39%

CONSUMERS BOUGHT IN LAST YEAR

Awareness Matrices – By State/District, Recent Consumer Purchasers

- ❖ Oregon and Colorado respondents were most aware of both aspects (disposal opportunities *and* paint recycling); New York and Rhode Island respondents, the least aware.

CA

		Paint Recycling	
		Yes	No
Disposal Opportunities	Yes	30%	25%
	No	4%	42%

ME

		Paint Recycling	
		Yes	No
Disposal Opportunities	Yes	28%	22%
	No	7%	43%

RI

		Paint Recycling	
		Yes	No
Disposal Opportunities	Yes	24%	31%
	No	5%	41%

CO

		Paint Recycling	
		Yes	No
Disposal Opportunities	Yes	36%	19%
	No	8%	36%

MN

		Paint Recycling	
		Yes	No
Disposal Opportunities	Yes	32%	36%
	No	3%	29%

VT

		Paint Recycling	
		Yes	No
Disposal Opportunities	Yes	26%	23%
	No	9%	42%

CT

		Paint Recycling	
		Yes	No
Disposal Opportunities	Yes	30%	28%
	No	6%	37%

NY

		Paint Recycling	
		Yes	No
Disposal Opportunities	Yes	23%	19%
	No	9%	49%

WA

		Paint Recycling	
		Yes	No
Disposal Opportunities	Yes	35%	17%
	No	6%	42%

DC

		Paint Recycling	
		Yes	No
Disposal Opportunities	Yes	30%	13%
	No	9%	48%

OR

		Paint Recycling	
		Yes	No
Disposal Opportunities	Yes	40%	19%
	No	6%	35%

ALL END CONSUMERS BOUGHT IN LAST YEAR

		Paint Recycling	
		Yes	No
Disposal Opportunities	Yes	33%	22%
	No	6%	39%

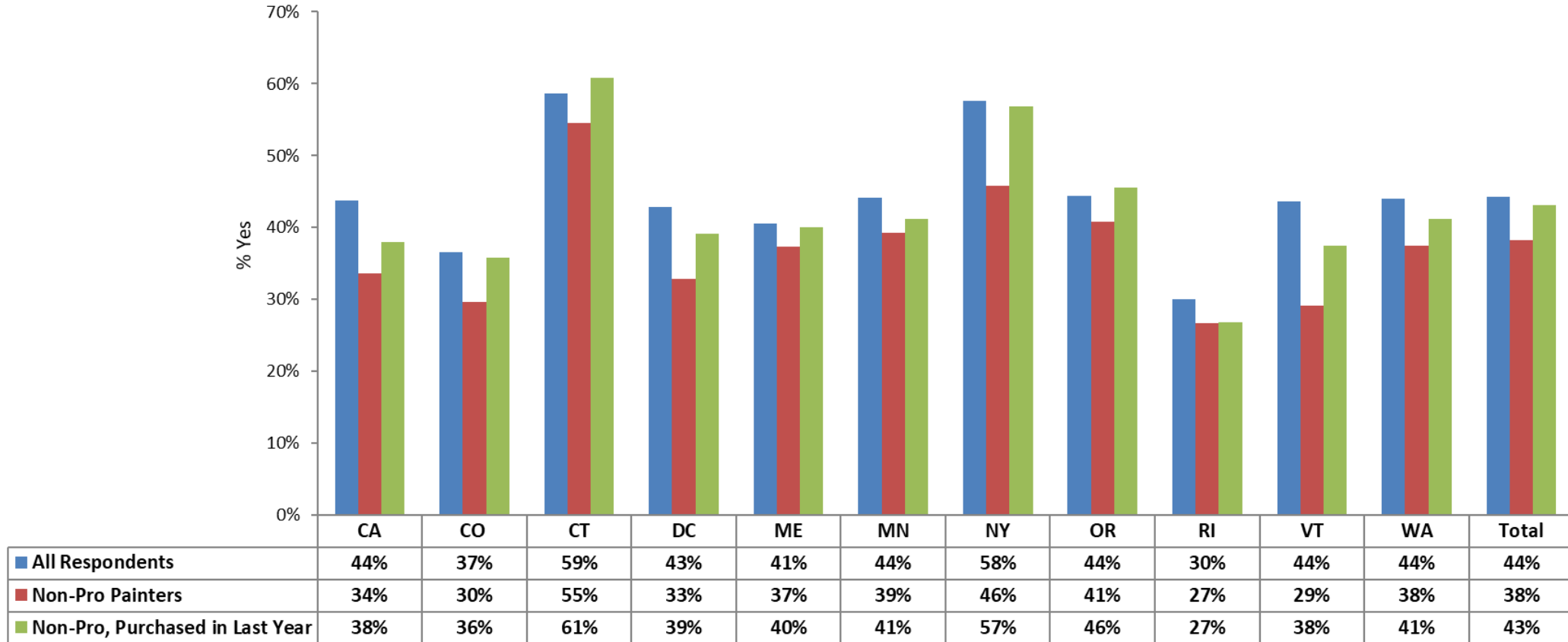


RECYCLING PROCESS AWARENESS AND BEHAVIORS

Awareness of Fee Among Those Who Knew About Recycling

- ❖ 44% of those who knew about paint recycling also knew about the recycling fee added to new purchases.
- ❖ There was a marked difference between professionals (74%)* and non-professionals (38%).
- ❖ Recency of paint purchases made a significant difference in most states/the district.

Are you aware that when you buy paint in your state/district, there is a small fee added to the price to pay for a program to recycle any leftover paint you have?

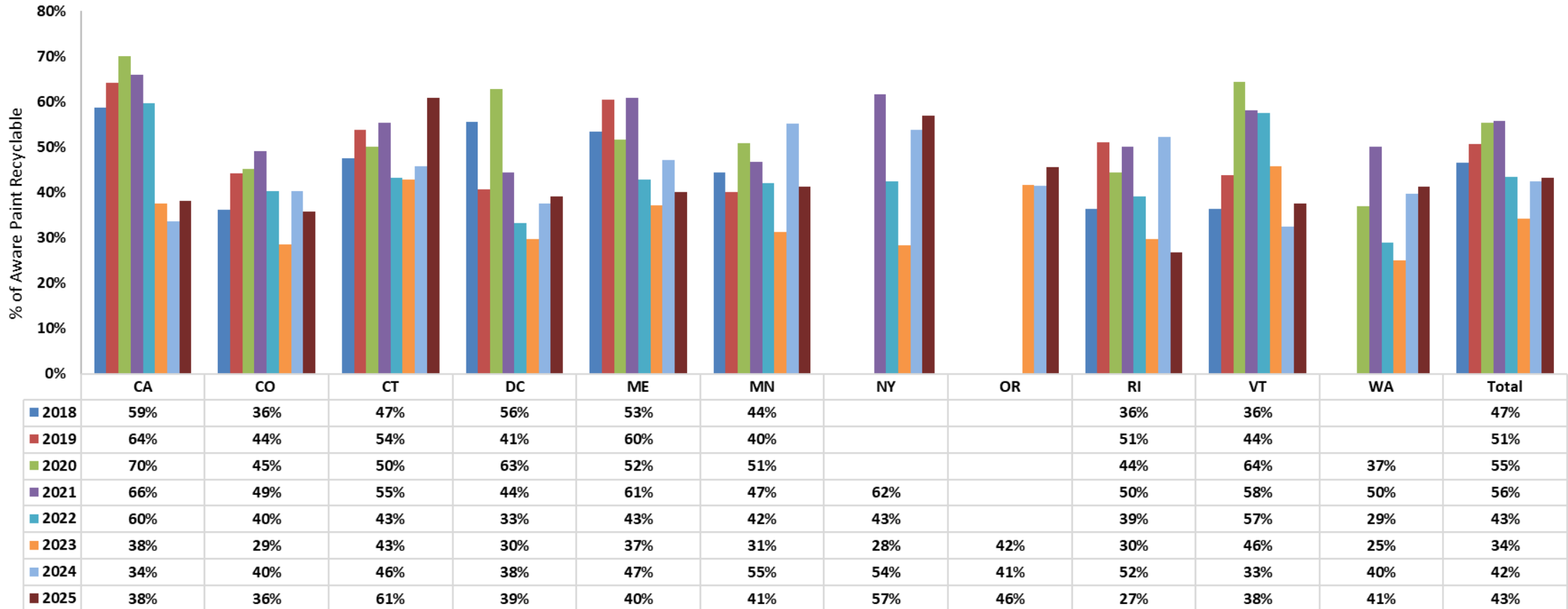


**Data is not shown for professional painters in individual states/the district due to low sample sizes.*

TREND: Fee Awareness, Recent End-Consumer Purchasers

- ❖ Overall, fee awareness was about the same in 2025 (43%) as in 2024 (42%), but varied within states/the district.
- ❖ Significant gains were made in California, Connecticut, Oregon and Vermont, while awareness dropped significantly in Maine, Minnesota and Rhode Island.

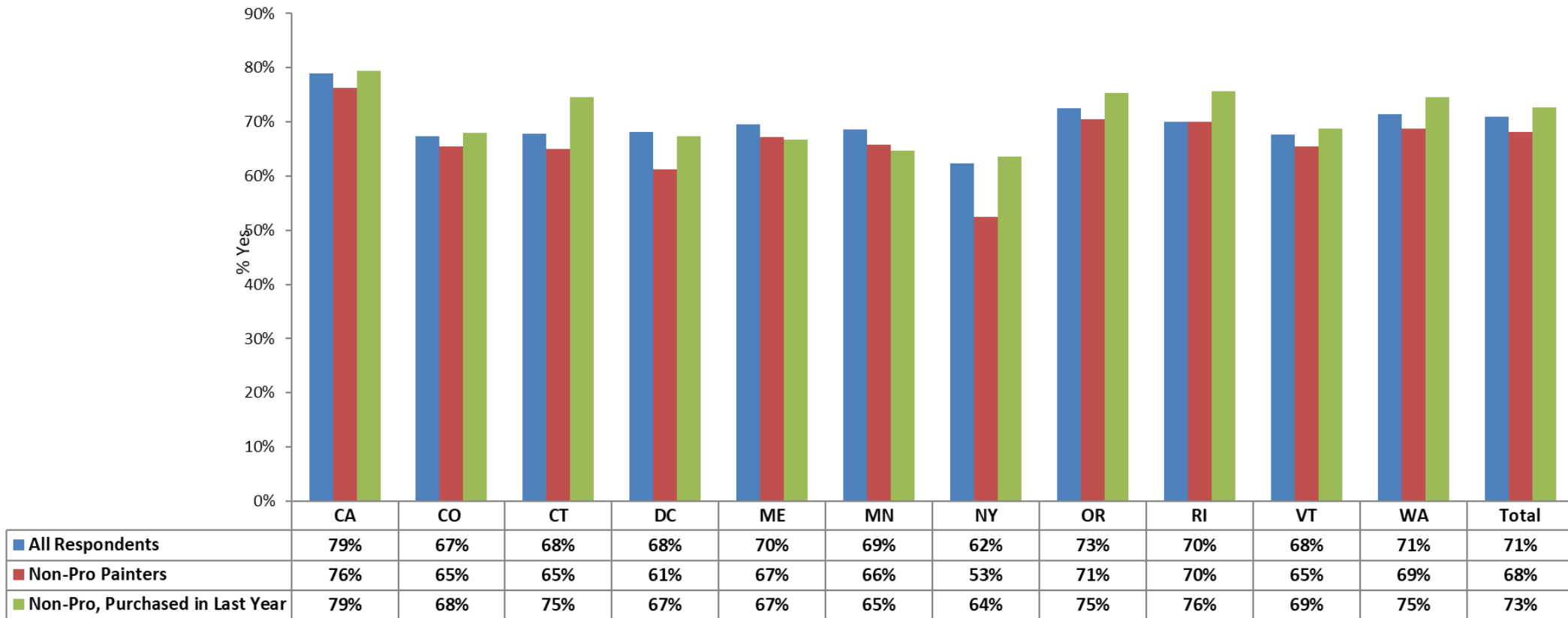
TREND: Aware of Fee, Non-Pros Who Purchased Paint in the Last Year



Knowledge of Places for Recycling

- ❖ 71% of respondents who knew that paint can be recycled also knew where to go to do so.
- ❖ As with other results, end consumers' awareness was lower (68%) than professionals' (85%)*.
- ❖ Awareness was higher among end consumers who purchased in the last year (73%).

If you wanted to take paint somewhere to be recycled, do you know where to take it?

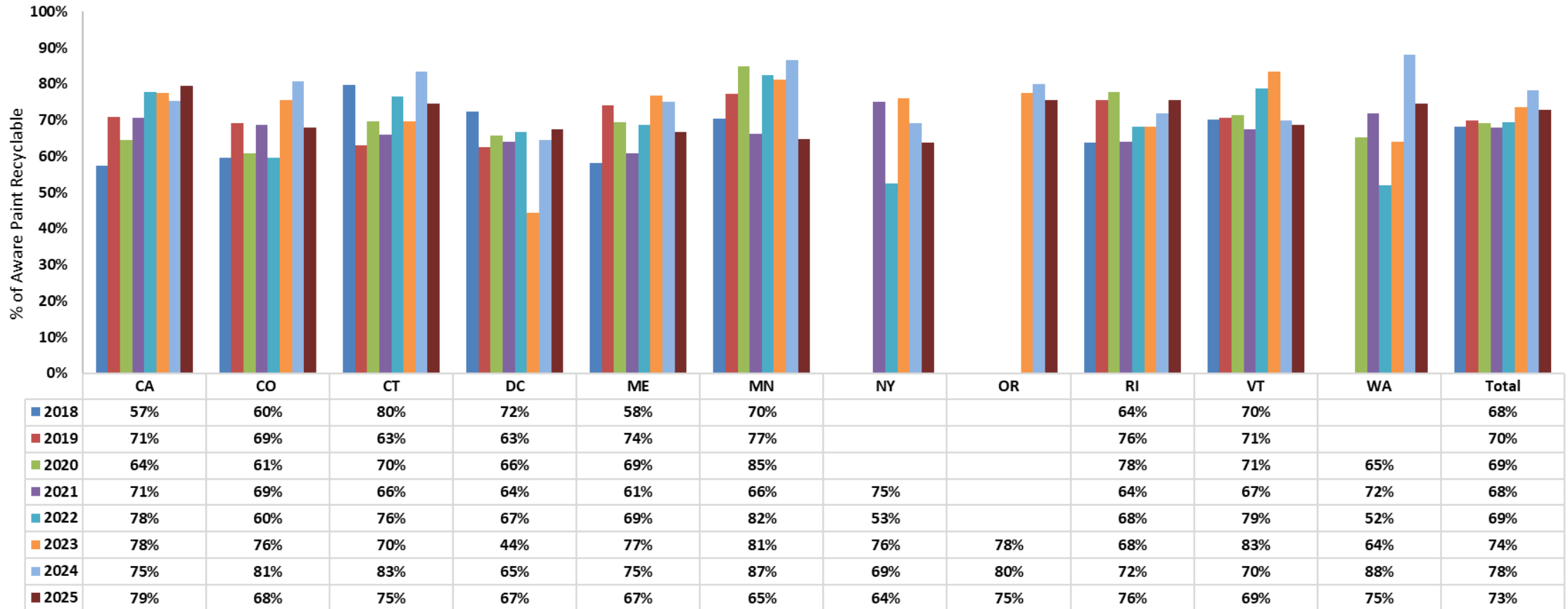


**Data is not shown for professional painters in individual states/the district due to low sample sizes.*

TREND: Knowledge of Where to Recycle, Recent Purchasers

- ❖ Recycling location knowledge dropped slightly in 2025 among recent consumer purchasers who were familiar with recycling.
- ❖ Results trended downward in most states with the exception of California.

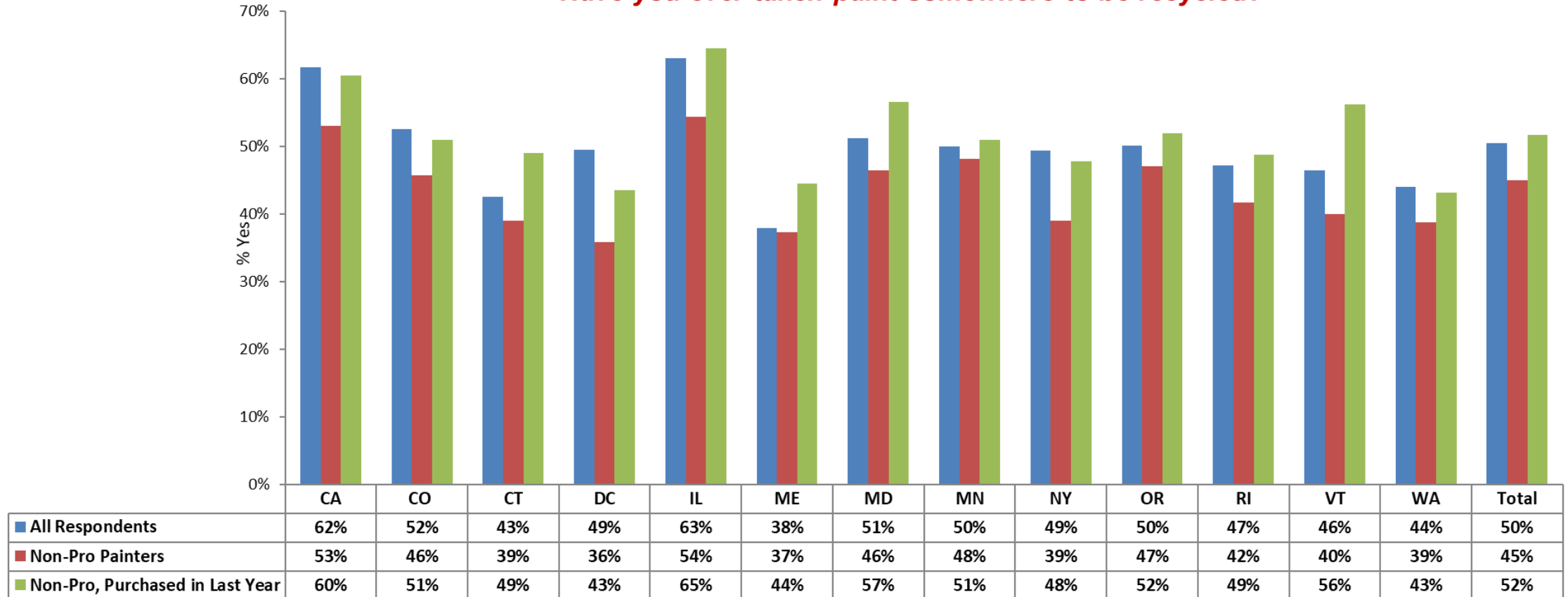
TREND: Aware of Recycling Locations, Non-Pros Who Purchased Paint in the Last Year



Past Recycling Behaviors Among Those That Knew About Recycling

- ❖ 50% of those who said they were aware that paint can be recycled said they had done so in the past.
- ❖ Non-professionals (45%) were less likely to have recycled in the past than professionals (76%)*.
- ❖ End consumers who purchased in the last year were more likely to have recycled in the past than those who had purchased before.

Have you ever taken paint somewhere to be recycled?

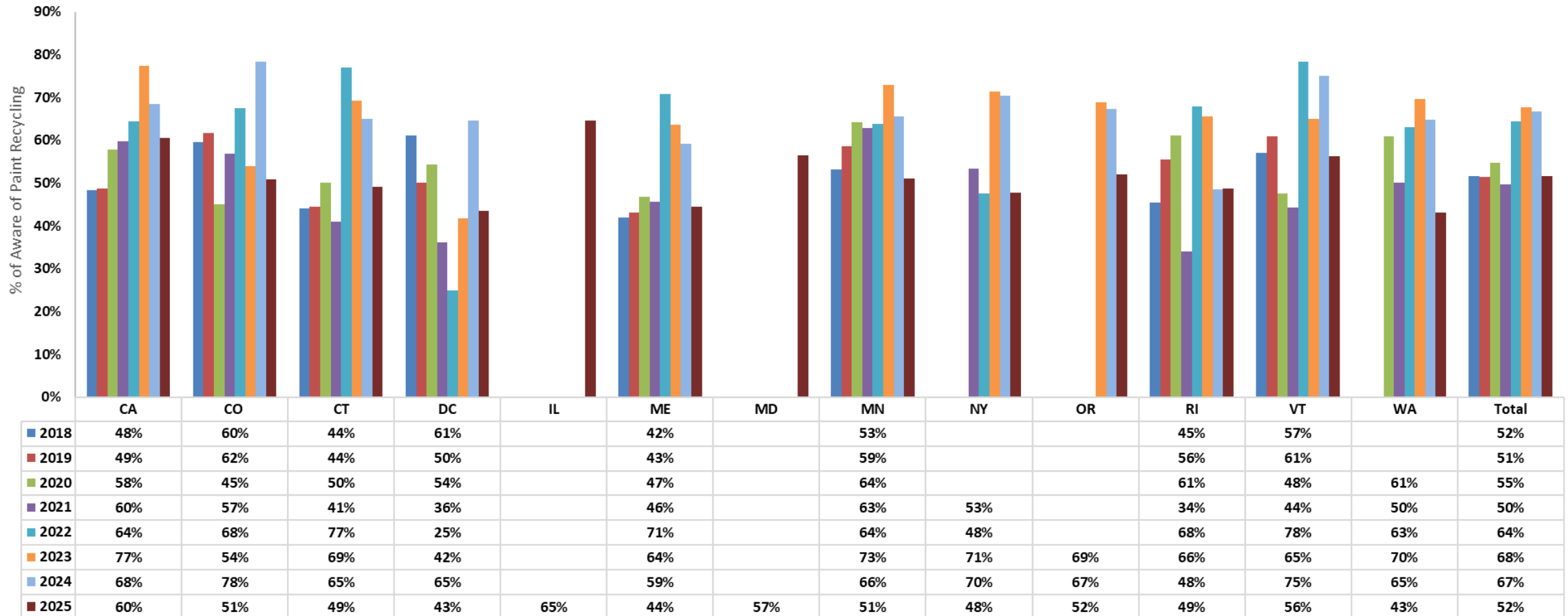


**Data is not shown for professional painters in individual states/the district due to low sample sizes.*

TREND: Past Recycling, Recent End-Consumer Purchasers

- ❖ Fewer 2025 end-consumer respondents who purchased in the last year indicated they had recycled in the past (52%) than in 2024 (67%).
- ❖ All states/the district dropped in this measure except Rhode Island, which stayed about the same.

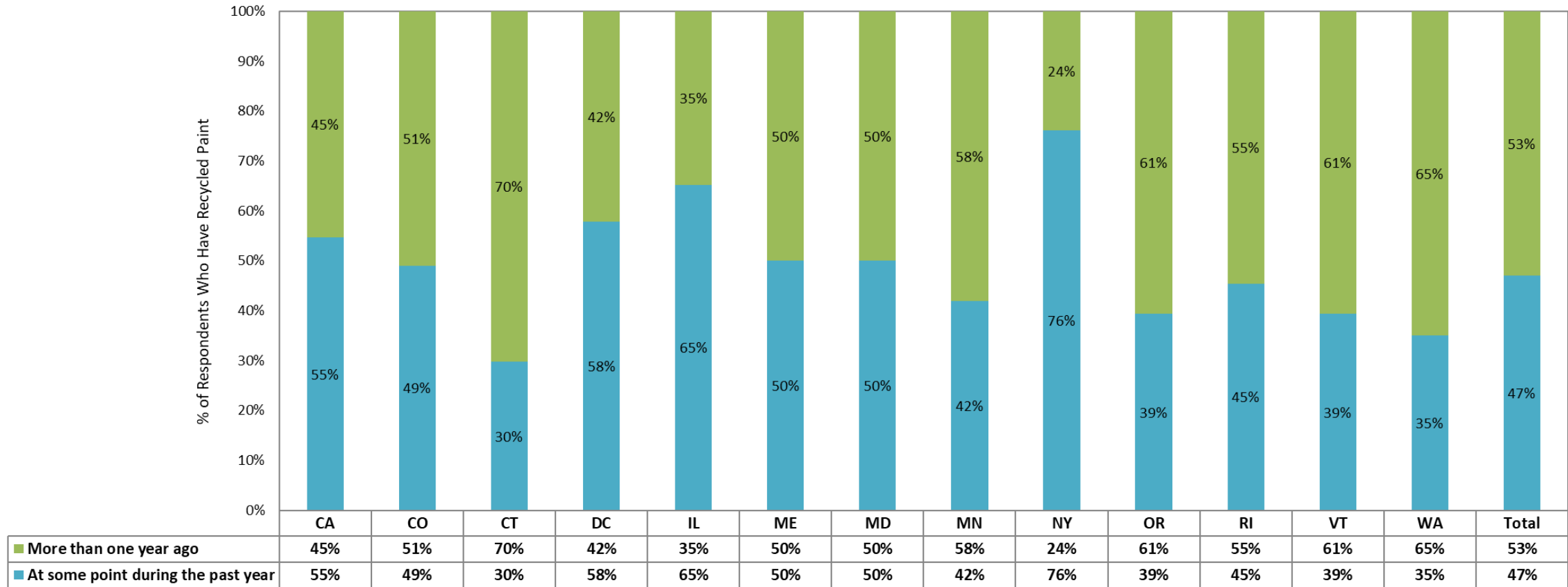
TREND: Recycled in the Past, Non-Pros Who Purchased Paint in the Last Year



Recency of Paint Recycling

- ❖ 47% of those who said they had recycled paint in the past said they had done so in the last year.
- ❖ Results varied by state/district. New York and Illinois recyclers were more likely to have done so in the last year.

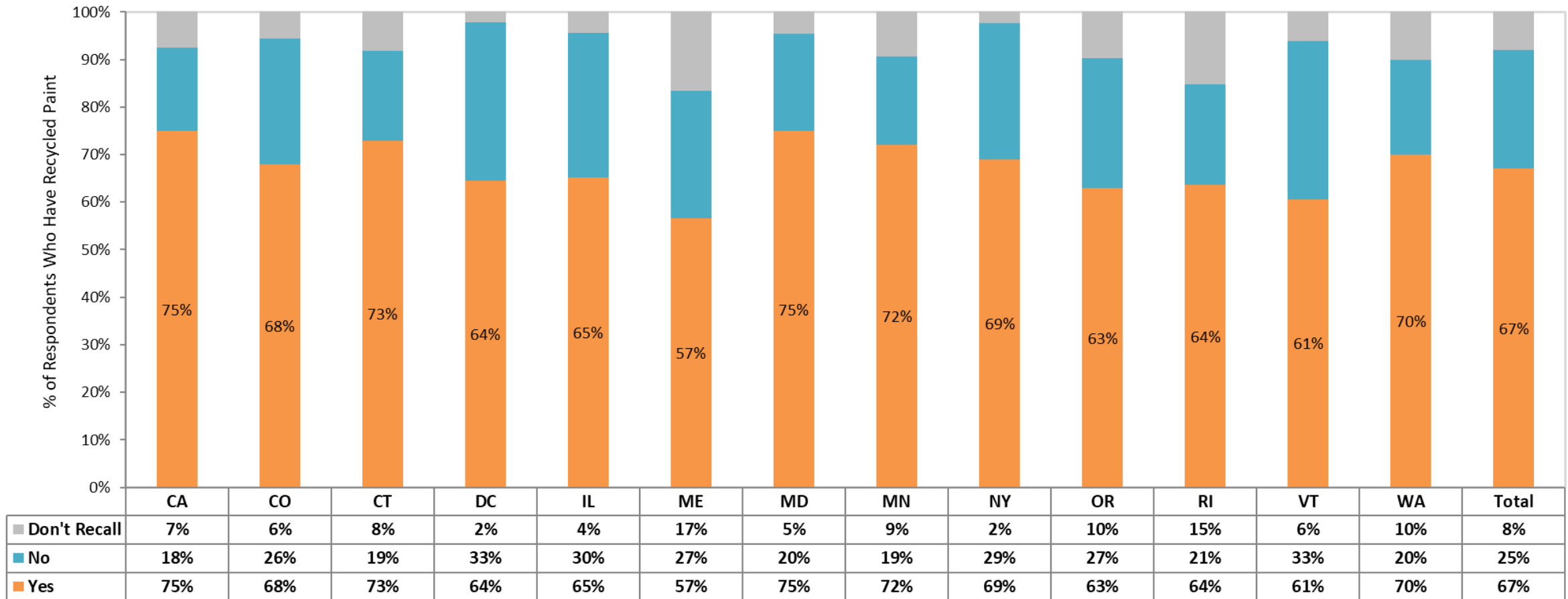
When was the most recent time you have taken paint somewhere to be recycled?



Consistency of Paint Purchasing and Recycling

❖ The person who brought the paint to be recycled was usually the same person who had purchased the paint.

Was the person who physically took the paint to be recycled the same person who bought the paint?



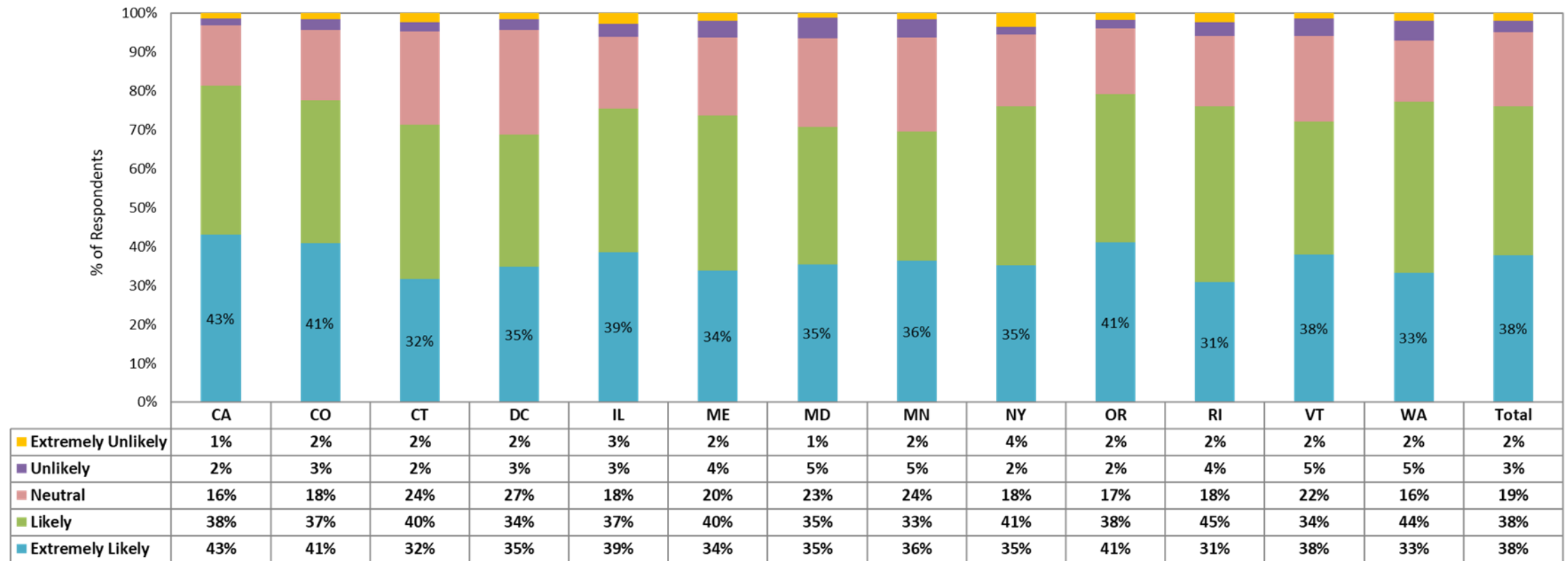


PAINT RECYCLING FUTURE INTENTIONS

Likelihood for Future Paint Recycling

- ❖ 76% of all respondents said they were “extremely likely” or “likely” to recycle the next time they had paint to dispose.
- ❖ Very few said they were unlikely to do so.
- ❖ Results varied by state/district. Those in California, Oregon and Colorado were most enthusiastic, with the highest percentages of those “Extremely Likely” to recycle.

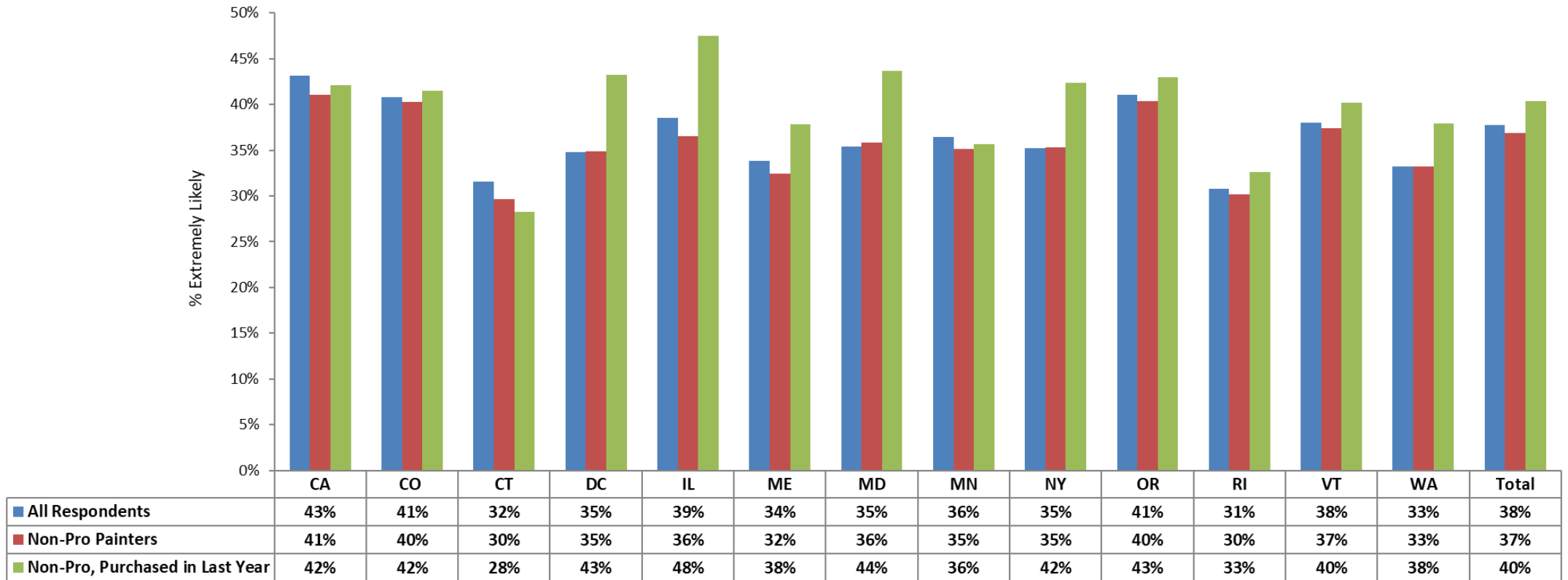
How likely will you drop it off for recycling next time you have paint to dispose?



Future Paint Recycling Intentions – Extremely Likely

- ❖ 38% of respondents were “extremely likely” to recycle in the future.
- ❖ The percentage of respondents who said they were “extremely likely” to recycle was lower among non-professionals (37%) than professional painters (46%)*.
- ❖ Recency plays a strong role in driving recycling intentions—those who had purchased paint in the last year were more likely to recycle in the future (40%).

How likely will you drop it off for recycling next time you have paint to dispose?



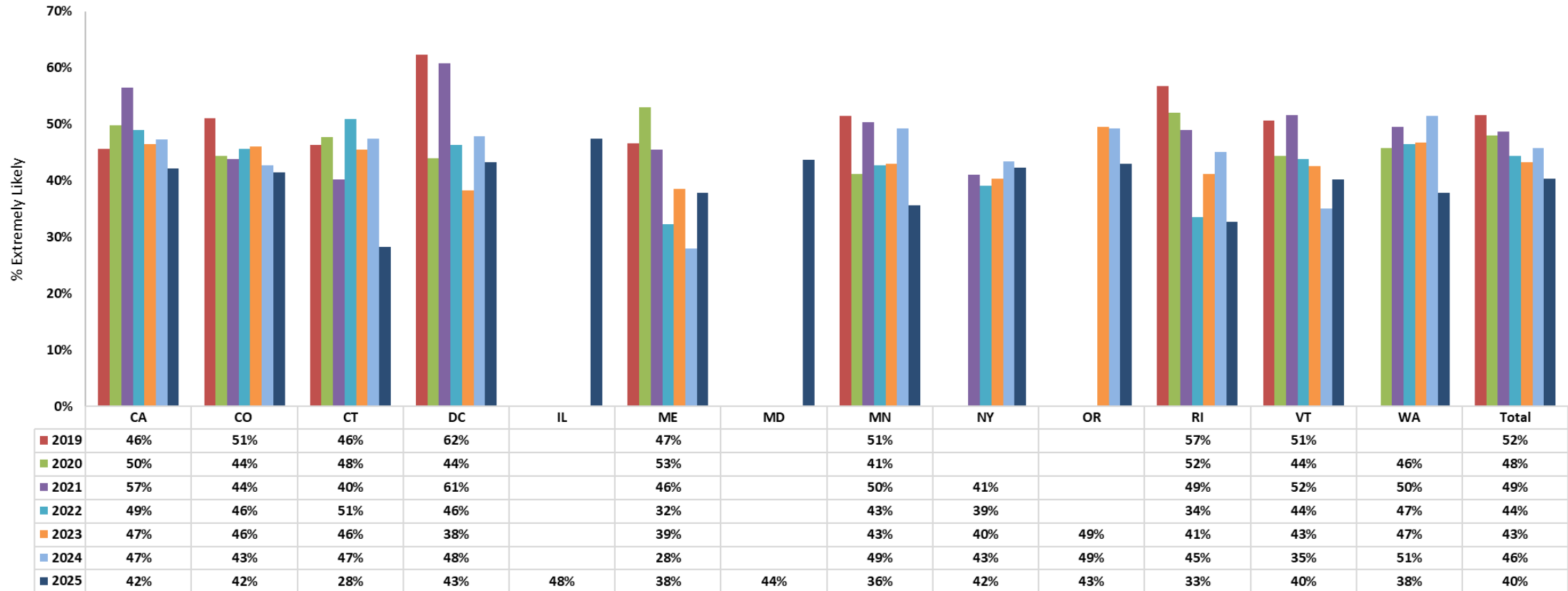
**Data is not shown for professional painters in individual states/the district due to low sample sizes.*

N=CA 501; CO 250; CT 250; DC 253; IL 244; ME 251; MD 246; MN 250; NY 250; OR 1201; RI 250; VT 200, WA 250; TOTAL 4396

TREND: Extremely Likely to Recycle Paint, Recent Purchasers

- ❖ The percentage of end-consumer respondents who were “extremely likely” to recycle in the future was slightly lower in 2025 (40%) than in 2024 (46%). In fact, this measure has been trending downward since we started tracking it seven years ago.
- ❖ Recycling intentions dipped in most states/the district, with the exception of Maine and Vermont.

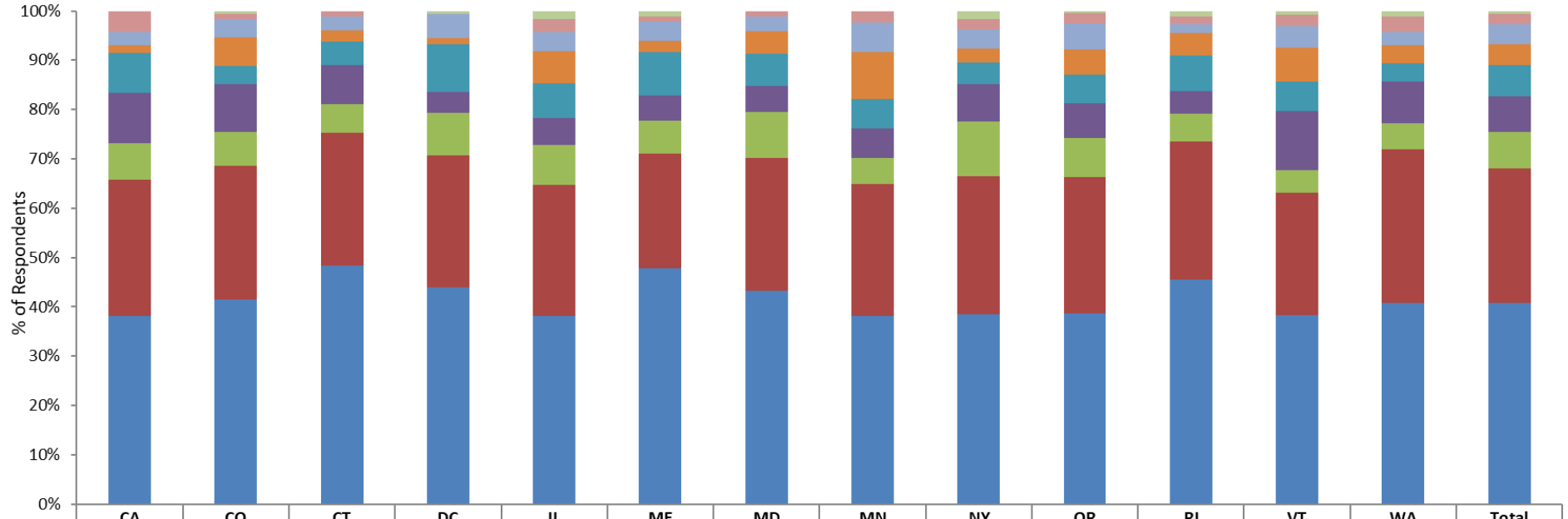
TREND: Extremely Likely to Recycle In Future, Non-Pros Who Purchased Paint in the Last Year



Open-Ended Commentary: Recycling Motivators

- ❖ The most common motivations to recycle paint were to “do the right thing” and to help/save the environment.*
- ❖ To a lesser degree, the “recycle everything” mentality played a role as did reducing hazardous waste/clutter and helping others.
- ❖ Sample comments are provided in the following pages.

What would be your personal motivation for recycling your leftover paint in the future?



	CA	CO	CT	DC	IL	ME	MD	MN	NY	OR	RI	VT	WA	Total
I Didn't Know I Could / Awareness Gap	0%	1%	0%	1%	2%	1%	0%	0%	2%	0%	1%	1%	1%	1%
Financial Motivations / Coupons / Rebates	4%	1%	1%	0%	3%	1%	1%	2%	2%	2%	2%	2%	3%	2%
Reuse / Helping Others	3%	4%	3%	5%	4%	4%	3%	6%	4%	5%	2%	5%	3%	4%
Waste Reduction	2%	6%	2%	1%	7%	2%	5%	10%	3%	5%	4%	7%	4%	4%
Deduttering / Getting Rid of Paint	8%	4%	5%	10%	7%	9%	6%	6%	4%	6%	7%	6%	4%	6%
Safety / Health Concerns	10%	10%	8%	4%	5%	5%	5%	6%	8%	7%	4%	12%	8%	7%
Passion for Recycling	7%	7%	6%	9%	8%	7%	9%	5%	11%	8%	6%	5%	5%	7%
Environmental Responsibility	28%	27%	27%	27%	27%	23%	27%	27%	28%	28%	28%	25%	31%	27%
Personal Satisfaction / Right Thing to Do	38%	41%	48%	44%	38%	48%	43%	38%	38%	39%	46%	38%	41%	41%

Sample Comments* – Right Thing To Do

Right Thing to Do

Because I feel like it's the right thing to do to protect others around me

Better for environment. Im older and more responsible now

doing something positive for the environment. doing the right thing.

Doing the right thing

doing the right thing

I believe in being a responsible eco conscious individual, and will dispose ethically.

It is just the right thing to do as well as eco-friendly. Why wouldn't anyone recycle paint when there are places to take it.

It is just the right thing to do for the sake of the environment.

it is the ethically responsible thing to do

It is the right thing to do

It is the right thing to do.

Its the right thing to do and its easy to do.

It's the right thing to do and you pay for it when you buy your paint.

Knowing I was doing the right thing. Not poring it out on the ground or washing it down the drain

Paint is better than it used to be,being water-based typically but it does and can cause damage to our environment. It should be taken care of responsibly

Same reason recycling motivates me in general. It's just the right thing to do.

Seems like the right thing to do

Taking care of the environment is everyone's responsibility

To do the right thing.

To protect the environment and be responsible.

Doing my community duty to recycle whenever I can.

Doing things right

Sample Comments* – Environmental and Recycling Motivations

Environmental Motivations

Better use of resources and better for the environment

Building a more sustainable future, avoid hazardous consequences for the environment

Doing something positive for the environment and letting others get use out of my paint that I no longer need

Doing what's good for the environment

Don't want to be harmful to the environment

eco friendly tot he environment

Environmental concerns, would not want to dump it down the drain.

For environmental reasons. I have also taken it to fund raising events at schools.

For recycling leftover paint in the future, my personal motivation would be wanting to have a cleaner environment and to not cause any harm to our already polluted environment

I assume it would be the most environmentally friendly thing to do, and I do care about the environment.

I care about the environment. I work for Ben and Jerrys and part of our social mission is the environment

I recycle everything in order to do my part in bettering the environment and doing things the right way to set an example to others

I wanna make sure none leaks out in the environment

I wanted to keep hazardous paint chemical from my eco system and lakes nearby

I Would think that paint would be good for our environment so that is the reason I thought of and will do that recycling with any leftover paint from now on.

If there was some sort of financial incentive again and it's helping the environment. That's a win win.

It is important to me to recycle anything that can be recycled. Our planet needs our help.

It would have environmental benefits to be recycled correctly. Keeping potentially harmful substances out of ecosystems.

It's important to do my part to protect our community and our planet. That means not being wasteful or reckless with hazardous materials.

Knowing that the leftover paint would be accounted for properly and not disposed of in a way that would negatively impact the environment.

My motivation would be to reduce environmental impact and support sustainable practices in my community.

Avid Recycler

I have recycled items for years.

I already recycle so this would be easy to remember. best motivation is recycling center near home.

I am an avid recycler of everything that can be recycled

I believe strongly and recycling and repurposing. Better for the Earth - better for us all.

I recycle everything I can. As a family we do. If it take a special trip, that's what it takes. I didn't know paint/hardware store will take old paint. I'll have to check that out.

If I know it can be recycled, I would take to nearest recycling center. I am big on recycling but have not done it for leftover paint cans.

Always like to do my part in recycling

Everything that can be recycled is important to do

I try to recycle as much as possible as it's good to continue to use things that can be recycled not just due to overflowing landfills and contamination but so new items can be made from old.

Sample Comments* – Safety/Wellness Concerns

Safety/Wellness

"I would recycle to ensure the paint is disposed of safely, protecting my family and community from hazardous waste."

A safe and easy way to get out of the house

A safe way to dispose and potentially save money

As someone whose job focuses on environmental health I'm a huge proponent of recycling

because it is the best way to disposal of leftover paint and you can be reassured that it is the safest way.

Ensuring the safety of our environment and it's inhabitants.

Environmental safety, responsibility, helping others with having affordable paint options

Environmental safety.

Honestly, I'd recycle leftover paint so it doesn't end up polluting the environment or sitting in my garage forever. It feels good knowing it can be reused or disposed of safely, and it helps keep my community cleaner.

I would be happy to recycle it if I knew where to take it. I feel like it'd be healthier and better used that way.

I'd feel better knowing that leftover paint was being disposed of properly, safeguarding environment and humans from any toxic leftovers.

It would be a safer more responsible means of disposal

Keep chemicals out of our landfills and to dispose of safely

My personal motivation for recycling leftover paint in the future would be to protect the environment, reduce waste in landfills, and ensure that the paint is safely and responsibly reused rather than contaminating soil or water. It also feels good to contribute to a sustainable solution and set a positive example for others.

My personal motivation for recycling leftover paint would be to protect the environment and ensure hazardous materials are handled safely, while also freeing up storage space at home.

My personal motivation is to be first to protect the environment and also avoid any waste and hazard health problems

My personal motivation would be to dispose of the leftover paint in a safe. Healthy and non hazardous way so it does not affect any other people possibly.

So that it is taken care of safely or used

to keep my home safe and allow others to use leftovers for smaller projects.

Because it's toxic and you want to take it to a facility where it will be properly disposed of or recycled

Because that seems least harmful

I have always wondered where toxic materials are disposed. I love that paint is also something that can be recycled! I will spread word if I come upon it and also do this myself :)

That stuff doesn't disappear and it has toxic effects on wildlife and waterways.

Sample Comments* – Decluttering Motivations

Declutter

Because I was never sure what to do with the leftovers so they just accumulated in my basement

Clear out space and make sure it gets used.

Don't like clutter

don't need it, takes up space

Easy way to get rid of it and not having it stored into my house

Get it out of my garage instead of letting it dry out and put it into the trash.

Get rid of unwanted space in our garage or basement

Getting it out of my way to reduce clutter in my Area

I already like to recycle my trash and any item in my household such as clothes that'll go to donation. I enjoy the idea of being able to take something and find a way to reuse it so that we can avoid adding it to the landfill and doing more damage to the world. Knowing paint can be recycled is a game changer and should be a knowledgeable tool to know as I'm sure there a ton of people that have left over paint to which they have no idea what to do with so they either discard it incorrectly or it sits somewhere in the basement collecting dust.

I don't have a lot of space, so getting rid of it is a priority. And I would like to do it the proper way.

I want to keep the water system clean and want to avoid cluttering my house

I would like to do my part to help with the environment, as well as free up space in my cellar where I store my paint cans

I would like to get rid of it but I tend to store it because I don't know what else to do

if i can recycle paint I would rather it be recycled than sit in a garage going unused and it's not great for the environment either.

It seems like a way better way to get rid of the paint then letting it sit in my basement

So it doesn't end up in my basement

So that I don't have many paint cans in my garage

To get rid of all the cans and buckets I have stored in the garage

Sample Comments* – Waste Reduction Motivations

Waste Reduction

Conservation of resources. Less waste.

Convenience and to reduce waste.

Cutting down on waste and environmental hazards

Environmental responsibility and reducing waste. I want to do my part to protect the environment and ensure paint doesn't end up in landfills where it could harm soil and water quality.

For future projects, reducing waste and protecting the environment.

I always want to be efficient and not wasteful, recycling is a good way of accomplishing that.

I don't like to waste things or add too landfills.

I try my best to recycle as much household waste as possible so that it doesn't end up in the landfill.

I usually purchase recycled paint, I would recycle my leftover paint to prevent any possible contamination in waste facilities and it's better for the environment.

I want to make sure we don't dispose of toxic materials improperly and that items will not be wasted.

I would most motivated for recycling leftover paint in the future because it reduce waste, save environment from pollution.

It's better for the environment and anything to reduce waste is something I am personally interested in

Knowing that recycling leftover paint is beneficial for the environment and keeps dangerous chemicals out of landfills and water is what personally motivates me to do so. Recycling gives me comfort in knowing that waste is being handled properly because I dislike the idea of it just lying about or posing a risk.

My main motivation for recycling leftover paint in the future would be to reduce environmental waste and keep harmful chemicals out of landfills.

My main motivation is environmental responsibility, keeping waste out of landfills, and conserving resources.

My motivation is that I don't like waste.& if it can be used, or not the hardware store will know exactly what to do with it. I just had no idea before now that where I bought it, would take it back. Of course I will call first to make sure of.

My motivation would be reducing environmental waste and promoting sustainable resource use.

My personal motivation for recycling leftover paint would be to help protect the environment and reduce waste by keeping harmful materials out of landfills.

My personal motivation would be to reduce waste and ensure the paint is handled in an environmentally responsible way.

Not contributing to hazardous waste and enjoying circular economy dynamics

So that it doesn't so harm to the environment or waste water system

So that others would be able to use it, so that it does not go to waste.

To help protect the environment and reduce waste while giving leftover paint a useful second life.

To reduce waste and contamination

To save on waste.

I feel bad about wasting stuff like this

Sample Comments* – Reuse Motivations

Re-Use

Allowing it to be reused and preventing additional paint from being sent to landfills.

Because I believe in providing for others to reuse

Because someone else could use it.

Because when you recycle it can be made into someone else's treasure (one man's trash is another man's treasure)

Better for the environment and possibly someone else could use it.

Better to recycle than discard. Maybe someone else can use it.

Can helps someone else out at a cheaper price - good for the environment

Cleaner environment and reduce the need for manufacturing new paint. Why make more when you can recycle and reuse.

Give someone else the chance to get paint they normally may not be able to afford. And someone can use the paint that normally would be tossed out

Having someone else use it first, and then it would be properly disposed of if no one wanted it.

I already recycled as much as I can. I'm a crafter and I like to reuse things if possible and I want to take care of the earth is best as I can by doing my part.

I am all for recycling objects so that they don't end up in landfills and are able to be reused

I just like the fact of being able to reuse something instead of just throwing it away

I think recycling is a great way to get rid of stuff so it can be reused

I would like it to be reused if possible. I would hate to waste anything that could be reused.

I would love for the paint to be reused and not placed in a dump

I would prefer that it be recycled if someone else has a use for it. Or maybe I could reuse it after the process, I'd be interested to research further.

I would recycle leftover paint to reduce environment impact, prevent hazardous materials from entering landfills or waterways, and make sure the paint can be reused rather than wasted.

If I can no longer use it myself, I'd prefer to recycle leftover paint so that it can be of use to someone else and/or that I don't contribute to an environmental hazard.

If someone can truly reuse it for whatever purpose, it's better than a hazardous waste facility just getting rid of it.

It could be used by someone else instead of throwing it away.

It's the environmentally responsible way to dispose of excess paint. If I had enough extra paint that I knew I would not use but that someone else could, I would take it to the Habitat for Humanity store.

It's the right thing to do rather it's paint or anything that can be recycled or reused.

Maybe be able to help someone else out with the paint i recycle

My motivation would be that someone else will be able to use it and it won't go in waste.

My personal motivation for recycling leftover paint would be to protect the environment and avoid polluting water or soil. Recycling also helps reduce waste at home and gives the paint a chance to be reused instead of being thrown away.

My primary motivation for recycling leftover paint is environmental responsibility, as it ensures proper disposal and reuse rather than contributing to landfills. It's also about doing my part for the community by keeping our local area clean and setting a good example for my kids. It's a simple action that aligns with my values as a progressive person who works in the energy and utilities sector.

Rather than have the paint sit around forever, I would want it to be used by someone else or disposed of properly if nobody else wanted it.

So I don't waste it and someone else can use it

Someone else could probably use my paint.

Sample Comments* - Knowledge that I Can and Financial Motivations

New Knowledge That Paint Can Be Recycled

Because I saw a commercial for the other day and I didn't know you could do that

Giving it to those who need it more perhaps. I didn't know you could do that!

I didn't know that paint was recyclable or that it was bad for the environment to throw it away. I care for the environment and want to do my part by recycling what I can.

I didn't know you can, now I don't have to ask everyone do they need paint, just to get rid of the extra

I just didn't know it could be recycled. Now that I do I will recycle it because recycling is good for the environment.

I like to do things the right way. I didn't know it could be recycled till now. Now I know

Because I have the right information to dispose any leftover paint for recycling

Because I learned left over paint is recyclable

New information thank you

I learned a little more about this.

Knowing the information now & making sure it is disposed of properly at a recycle facility.

Now that I know, it makes a great deal of sense.

Simply knowing where and how.

I tend to recycle/upcycle things and if I knew this could be done I would do it.

Financial Motivations

A coupon for next paint purchase

By recycling paint I'm saving some money

Cleanliness, a voucher system would be helpful!

For people who don't have money can use it, it doesn't go to waste and it doesn't wind hurting something or someone

I keep it to myself instead of giving to somebody else because it cost me some money to get it

it can help save money

To save money for others, while having paint put to use without it being thrown out.

For some extra change

Getting compensated for recycling or taking back whatever paint I have.

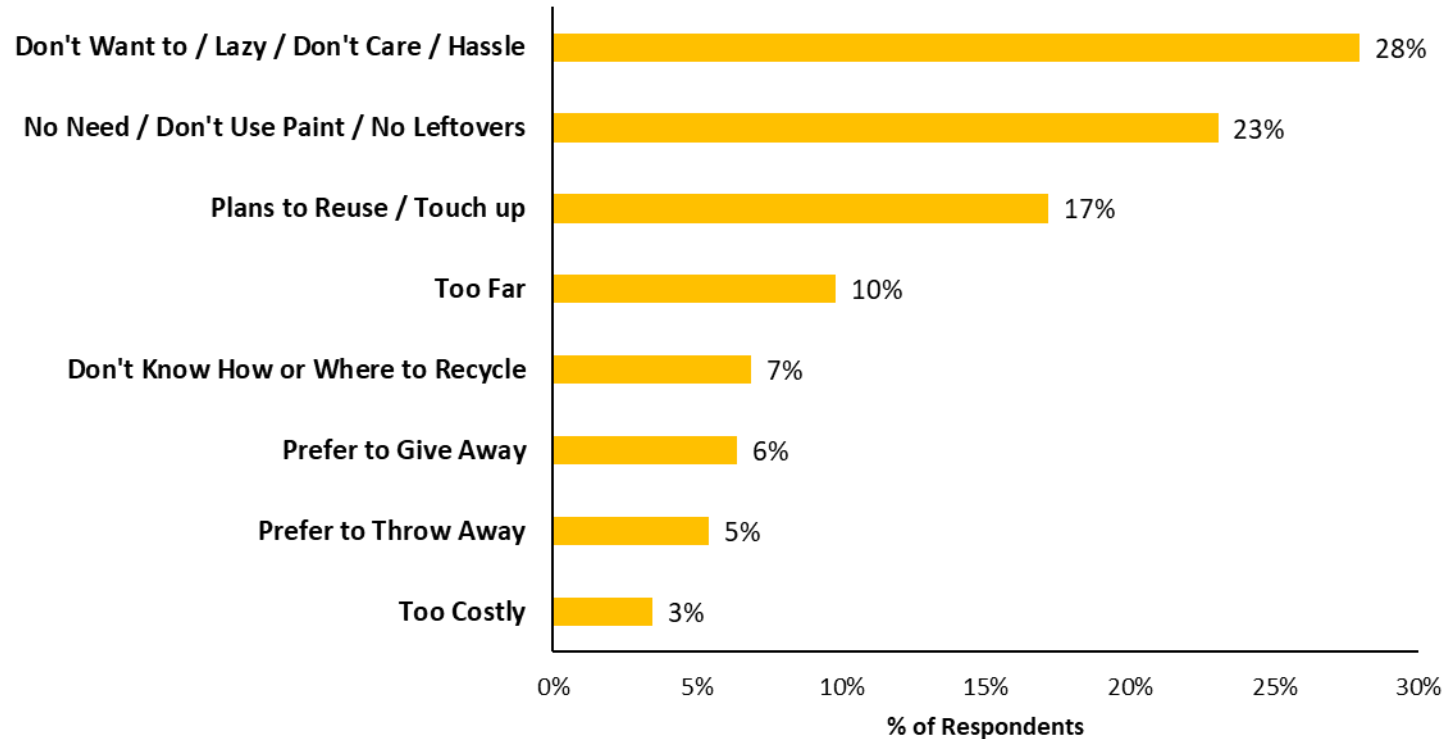
A discount on future paint

Incentive

Open-Ended Commentary: Recycling Obstacles

- ❖ The most prevalent obstacle was that recycling paint was perceived as a hassle/inconvenient (28% of those unlikely to recycle).
- ❖ About a quarter (23%) said they wouldn't recycle paint because they didn't paint and/or wouldn't have any to dispose in the future.
- ❖ Slightly fewer (17%) said they would rather keep and/or re-use leftover paint.
- ❖ Others said it was too far away to a drop-off location (10%), they didn't know where/how to recycle (7%) or preferred other disposal methods (11%).
- ❖ The complete set of comments is provided in the following pages.
- ❖ *Note: Data is not shown for individual states/the district due to low sample sizes.*

Why are you unlikely to recycle leftover paint in the future?



Comments – Don't Want to / Lazy / Don't Care / Hassle

Don't Want to / Lazy / Don't Care / Hassle	
Too much work	It's too much trouble.
To much work. I would rather use it and whatever is left i throw away not always able to go far out of my way. Best to try and use all paint in future.	too much effort - line is too long
Yes, way too much of a hassle. And ill probably keep left over paint for touch ups in the future	too much hassle, and I would need to make a real extra effort
It just one more thing to deal with. Generally I want some for touch ups anyway	I may forget such exists
Because it is an inconvenient thing to do and would annoy me going out of my way to just get rid of a gallon of paint.	I might do it if it is easy
Leftover paint is the absolute least of our worries when it comes to the environment, pollution, or recycling. this is just ridiculous to waste my time taking paint to be recycled. I just use it up the majority on some scrap wood, let the small amount in the can dry up, and toss it.	just not on my to do list
Too much hassle and don't think there's a place near me.	I might forget that I can recycle paint
Too much work and too far	Why who would want it
Not worth the drive and the wait in line to recycle it. Gas is way too expensive in Washington State.	Because I don't care about recycling anything
Its only a little and not worth time or effort	It is a hassle
Time	It sounds like a lot of work.
it just seems like work that i dont have time for	Lot of effort.
I just don't have the time for that	When I've gone to recycling center the people there are very rude
It is impracticable	I dont care enough to make the effort.
It means I have to go out of my way and I don't have time for that.	I don't see myself going any distance to recycle paint. I do not own a vehicle and walking with a heavy can of paint is not what I would do.
Probably going to forget to do this in the future by the time I paint	It is too much inconvenience.
In my city, we have special days when you can recycle hazardous materials, but there is always a long line and it's always on weekends. I work, and so that's when I need to do household work and errands. If it was curbside recyclable, I'd recycle every single time.	It is too much of a hassle.
Seems like a waste of time	Because I'll forget
Time expense	Don't want to
I'd rather save myself time and throw it in the trash unless I had a large amount then I would consider recycling	Don't care
I'm busy with two kids and a full-time job. Driving somewhere to take some paint isn't a high priority. If there's a pick-up program, that would be great	dont want to
It's a hassle	Hassle
I'm lazy.	I don't want to
I'm pretty lazy and I like to save things for the future.	I've never been interested in recycling paint. Maybe I would try it, but I don't know.
I'm lazy.	No car
Too lazy	To much work
not a concern	I don't give a...
Don't want to research where to take it.	It would be a pain to take somewhere.

Comments – No Need or Prefers to Throw Away

No Need / Don't Use Paint / No Leftovers	
because I use it up	I just don't deal with paint and also I feel like it would be hard to recycle paint.
I rarely have leftover paint. Any small amounts I dry out and put in trash.	No projects
less than a gallon most times	i always use my left over paint
I use all my stuff last time I had a half can paint left and my sons playing busted a giant hole in my wall I had to patch u	won;t have paint
I don't have any paint.	The amount would be minimal
I won't be using paint in the foreseeable future	I dont plan on having leftover paint
Because I always use it all. I never have leftover paint that I cannot I cannot use somewhere.	Don't need to
Because I don't have a reason to buy paint	I don't ever buy paint
I don't paint	I usually do not have much paint left over and I go to the transfer station quite often.
Because I never painted so I don't have paint	I don't buy paint I get someone to do it for me
Cause I don't have any	I just don't see a need to
do not use paint	I'm a renter
I don't own any	I hire it out now
Really never have any left	Want have any
I use it all.	Don't plan on painting.
Don't have much left. Not worth it	I don't use paint
I don't paint	I don't use paint
I don't paint	I don't need paint
because I don't paint.	I'm not painting
Because I don't have any left over paint	No need to
Don't paint	Because I don't use paint
Don't have much	I don't buy paint
I only buy the amount I need and use it all	don't need to

Prefer to Throw Away	
Because I eventually use it up dry out the can and dispose of the can.	I rarely have leftover paint. Any small amounts I dry out and put in trash.
After I'm done I would discard unused paint or store unused paint away	I would put kitty litter and trash it
Dunno. I'd rather just throw it away discretely.	I don't know where to do so
I think how I dispose of it is fine	I recycle it myself for art projects by hardening it and slicing up the results.
The can is never fully empty so the trash is the best option rather than recycling can paint that is not fully empty	I will hold on to it until it's bad. Then throw it out.
Because I prefer to pour down the drain	

Comments – Plans to Re-use or Give Away

Plans to Reuse / Touch up	
I don't know where to go, or how to do it. If it's easy, I'll consider it. But what's more likely is, I'll just keep it until I might need it, and maybe leave it for the next occupant of my house.	Might need to use it again
After I'm done I would discard unused paint or store unused paint away	Yes, way too much of a hassle. And ill probably keep left over paint for touch ups in the future
We save it to use later or give to family	I may need it in the future, for touch up, etc.
To much work. I would rather use it and whatever is left i throw away not always able to go far out of my way. Best to try and use all paint in future.	It just one more thing to deal with. Generally I want some for touch ups anyway
To reuse it	Because I may use it in the future
I would keep it for possible touchups in the future.	I still would have to use it someday, and I don't why keeping leftover paint is bad
If the leftover paint is usable, I will keep it for touchups or another project. If it is not usable, I will take it to the recycling center for disposal.	because I tend to keep my left-over paint incase i or someone around me needs any
It can be stored and used for later if necessary	It is just an extra step when I can put it somewhere and forget about it
because i can use it still or someone i know can use it	Always will have a use for it
IDK PERFER TO USE IT UP OR NEED IT FOR TOUCH UPS	I may have use if it later on.
Might use it again	I'll find something cool to do with it
I usually just keep it for the future	I'll use old paint first on something
I will keep it in case I need it again	I. Keep. My. Paint.
I dont usually recycle things that i can always reuse, but if i wasnt going to use the gallons of pain i have leftover I probably would recycle it then.	So I can paint with it
Because I can always use it for touch up or use it for something else	Save for other projects
Because if I pay for it I'm going to use it eventually and not loose money by not using it	It's easy to keep left over in case
I keep it until I use it all up.	Just if I don't need the rxtra
I'll use it	

Prefer to Give Away	
Well Ballou High School in Washington DC have students who will pick up unwanted paints at no cost.	I want to recycle the left over paint in order to help needy relatives
It just seems like something that would make me go out of my way to recycle paint when I know that there is someon	Donate to family
Someone else can use it	I would give the leftover paint away if it were still good.
Why recycle when I save to use later or donate to someone who can use it as is?	Because I'll find someone who wants/needs it
Same as always, donate it to local school. They use it for projects in different classes.	I give to the habitat for humanity. They sell at a discount and make money to build houses for low income familys.
I typically give it away	We save it to use later or give to family
Because I usually give it away	

Comments – All Other Obstacles

Don't Know How or Where to Recycle

It just seems like something that would make me go out of my way to recycle paint when I know that there is someone I would like to recycle paint if a place to do so is near enough by	I don't know where to bring it because I don't know any places that does that.
Don't know where the recycling place is.	I would if I knew where to do so
I don't know where to go, or how to do it. If it's easy, I'll consider it. But what's more likely is, I'll just keep it until I might	insufficient information
The stores charge the paint fee, but they don't accept the cans back.	don't where to go
I don't know how to recycle paint	nowhere to take it
Tell me where	I don't know any place that would take leftover paint.

Too Far

I am unlikely to recycle left over paint because my experience is these recycle days are not at convenient times or locations for me.	Location far away
Too much hassle and don't think there's a place near me.	To much work. I would rather use it and whatever is left I throw away not always able to go far out of my way. Best to try and use all paint in future.
Its too far away. Not convenient	Because it is super old and not that much and the hazardous waste facility is closer
Getting to the location	I don't use paint.
No place near me to do this. Otherwise, I would do it in a heartbeat.	I don't want to drive far to recycling ctr
There are no paint recycling locations near where I live.	It would be out of my way
Location	No place close to where I live does that
no facility nearby	Hazardous waste facility is closer.
the drop off times and locations are likely not convenient to my home.	I doubt that there is anyplace near where we live to recycle paint.
Recycling location is far away.	I probably won't want to take the trip to bring it or have someone come pick it up.

Too Costly

Drop off locations I know of are once a year events that you are charged for the amount. Places like Home Depot or Lowes do not have these services.	Because like anything else I've been responsible for recycling I am not only having to interact with individuals I would normally not interact with, but also charged a recycling fee.
Cost of doing so	because in my area recycling paint is not free they charge as much as \$5/can or bucket
Cost of recycling	Not worth the drive and the wait in line to recycle it. Gas is way too expensive in Washington State.

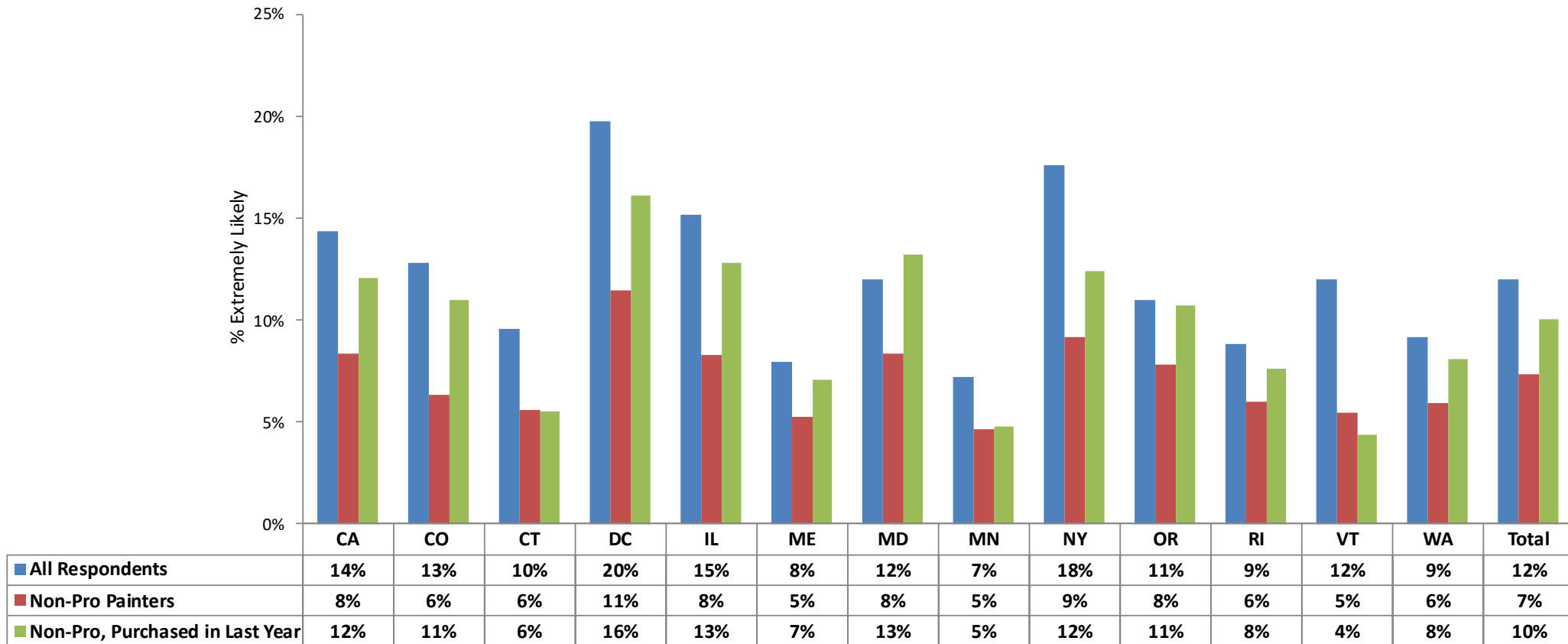


ADVERTISING AND MARKETING CONSIDERATIONS

PaintCare Awareness

- ❖ Overall, 12% of respondents said they had heard of PaintCare before.
- ❖ Awareness was much lower among end-consumers (7%) than professional painters (58%).*
- ❖ It was slightly higher among end consumers who bought paint in the last year (10%) than among all end consumers (7%)

Have you ever heard of PaintCare, the program that sets up sites that take paint for recycling?

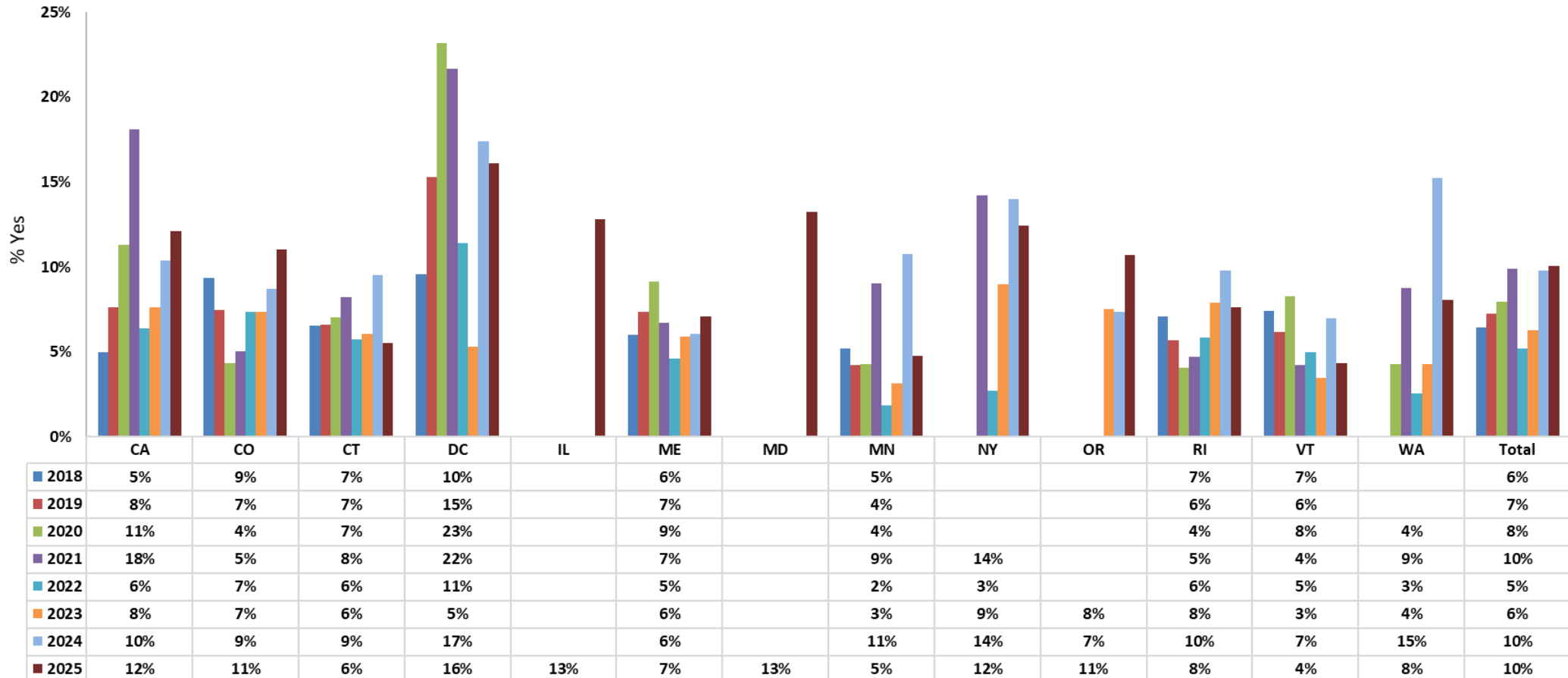


**Data is not shown for professional painters in individual states/the district due to low sample sizes.*

TREND: PaintCare Awareness, Recent End-Consumer Purchasers

- ❖ The percentage of end-consumer respondents who had heard of PaintCare was the same in 2025 as in 2024 (10%).
- ❖ Results varied by state/district. The biggest gain was in Oregon. Drops in brand awareness were seen in Minnesota and Washington.

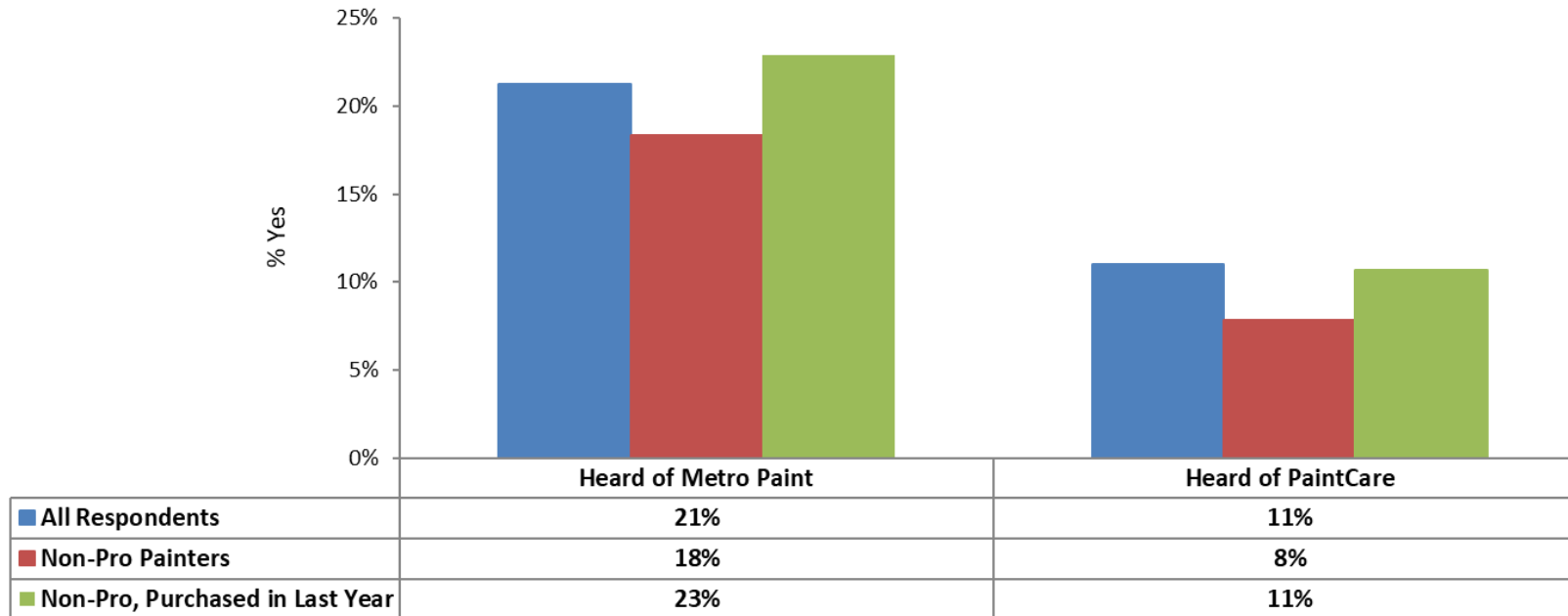
TREND: Heard of PaintCare, Non-Pros Who Purchased Paint in the Last Year



Metro Paint Awareness

- ❖ About twice as many Oregon respondents were familiar with Metro Paint (21%) than PaintCare (11%).
- ❖ This ratio also held true for all end consumers and those who purchased in the last year.

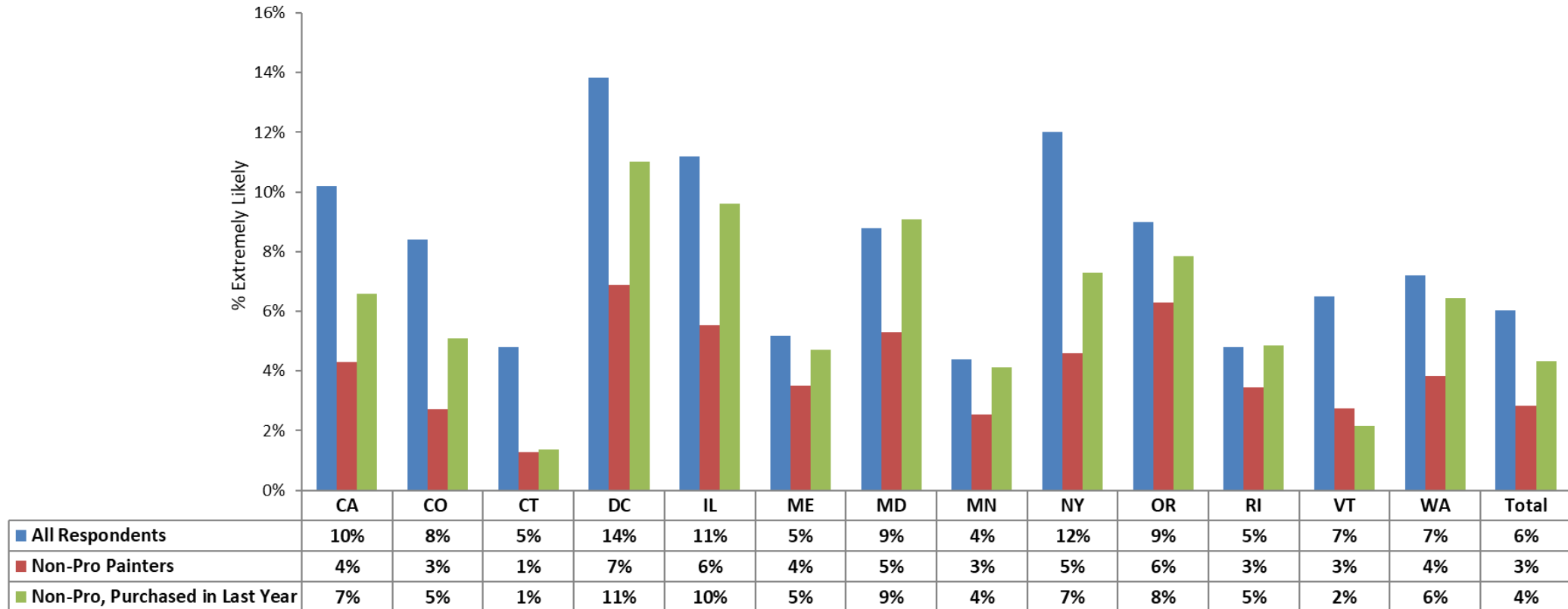
OREGON ONLY: Have you ever heard of Metro Paint, another site in Oregon that has accepted paint for recycling in the past?



Ad Recall

- ❖ 6% of respondents recalled a PaintCare ad (or Metro ad in Oregon), about the same as last year (7%).
- ❖ Non-professionals were much less likely to have encountered an ad (3%) than professional painters (44%).
- ❖ Recent purchasers were slightly more likely to have encountered an ad (4%) than all end consumers (3%).

Do you recall seeing or hearing an advertisement about paint recycling, PaintCare (OR only: and/or Metro Paint) in the last several months?



Shown as a percentage of all respondents

**Data is not shown for professional painters in individual states/the district due to low sample sizes.*

Ad Recall Types

- ❖ Overall, TV was most frequently cited by respondents who remembered ads (typical response even when TV ads not running), followed by online advertising.
- ❖ Other common ad types varied by state/district, between radio, newspaper, billboard and mail.
- ❖ *Note: sample sizes are small by state/district; as such, results should be considered anecdotally.*

What type(s) of ad(s) do you recall? Choose all that apply.

Ad Type	CA	CO	CT	DC	IL	ME	MD	MN	NY	OR	RI	VT	WA	Total
TV	63%	67%	42%	63%	71%	31%	55%	64%	70%	53%	50%	46%	33%	57%
Online Advertisement	63%	38%	58%	60%	64%	31%	68%	36%	57%	49%	33%	38%	61%	53%
Newspaper	37%	38%	58%	54%	46%	38%	50%	27%	47%	28%	17%	46%	50%	39%
Radio	29%	33%	33%	46%	25%	54%	27%	27%	40%	31%	25%	54%	28%	34%
Billboard	29%	24%	58%	37%	21%	8%	36%	18%	23%	20%	33%	38%	28%	27%
Mailer sent to my home/business	10%	14%	33%	23%	11%	23%	5%	9%	10%	13%	0%	46%	33%	15%
Unsure	2%	0%	0%	0%	0%	0%	5%	0%	0%	8%	0%	0%	11%	3%

Shown as a percentage of those who recalled an ad

Recall of Other Marketing Measures

- ❖ Among those who had heard of PaintCare, word-of-mouth communication was the most common source of information in most states. HHW centers also play a key role in most states/the district.
- ❖ Brochures, social media, signs, displays and online research were all important methods as well.
- ❖ *Note: sample sizes are small by state/district; as such, results should be considered anecdotally.*

Do you recall hearing about paint recycling, PaintCare (OR only: and/or Metro Paint) in any of the following other ways?

Communication Type	CA	CO	CT	DC	IL	ME	MD	MN	NY	OR	RI	VT	WA	Total
From a friend/relative/colleague	51%	38%	38%	38%	42%	15%	46%	44%	52%	34%	36%	21%	39%	41%
From my local hazardous waste center or transfer station	38%	34%	46%	50%	29%	15%	29%	22%	48%	27%	18%	29%	30%	35%
Sign/poster/display at a paint/hardware/lumber store	33%	28%	25%	42%	32%	50%	43%	33%	23%	19%	36%	33%	35%	34%
Facebook/social media	33%	28%	25%	32%	39%	20%	39%	17%	41%	22%	23%	21%	43%	32%
Brochure/card at a paint/hardware/lumber store	25%	16%	25%	32%	37%	35%	14%	11%	34%	18%	18%	38%	30%	27%
At one of PaintCare's one-day paint collection events	26%	6%	25%	30%	24%	15%	29%	17%	20%	8%	14%	21%	22%	22%
Mailed information	28%	16%	25%	16%	24%	10%	11%	17%	18%	9%	18%	13%	13%	19%
From my own online research (e.g. searched "how to get rid of paint")	24%	19%	8%	26%	24%	15%	25%	6%	11%	19%	5%	17%	13%	18%
None	6%	6%	8%	4%	5%	10%	0%	0%	2%	17%	18%	13%	4%	6%
Other*	1%	3%	8%	0%	0%	0%	4%	6%	0%	2%	0%	4%	4%	2%

Shown as a percentage of those who had heard of PaintCare

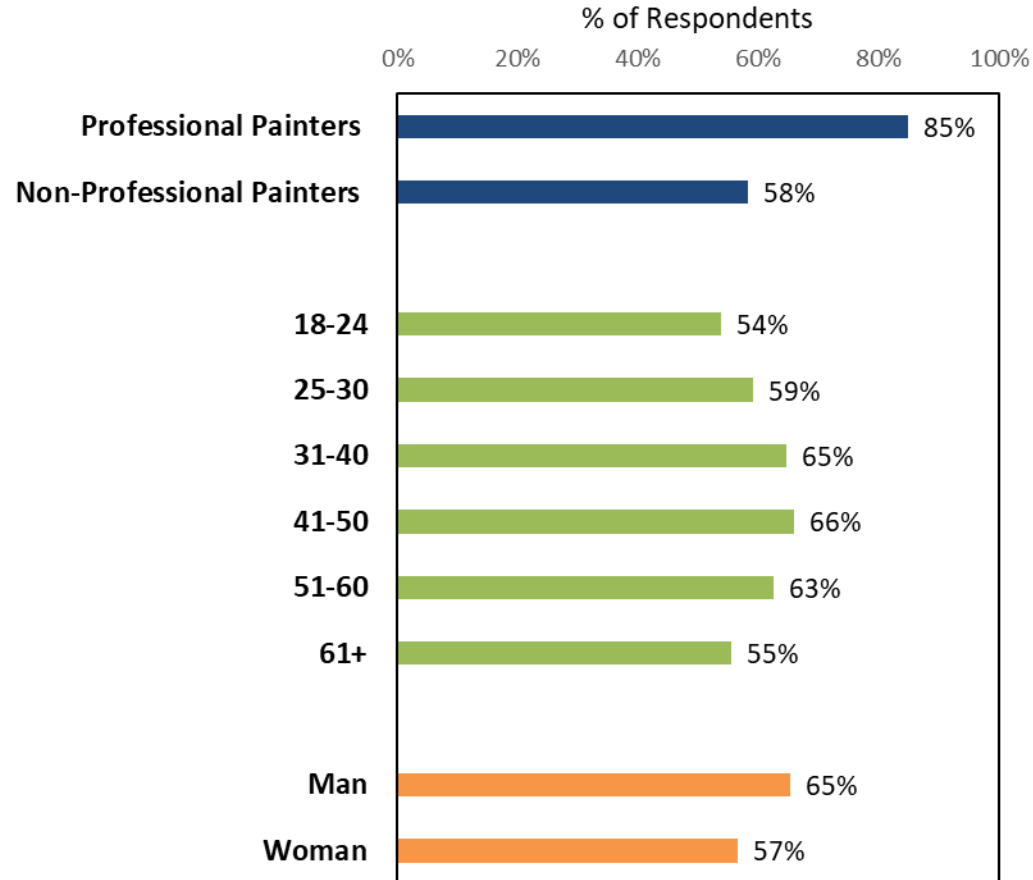
*Other: news, recycle app, BRING in Eugene



**APPENDIX 1:
IMPACT OF PROFILES ON RESULTS
(Cross-Tabs, All Respondents)**

Cross Tabulation – Paint Purchases

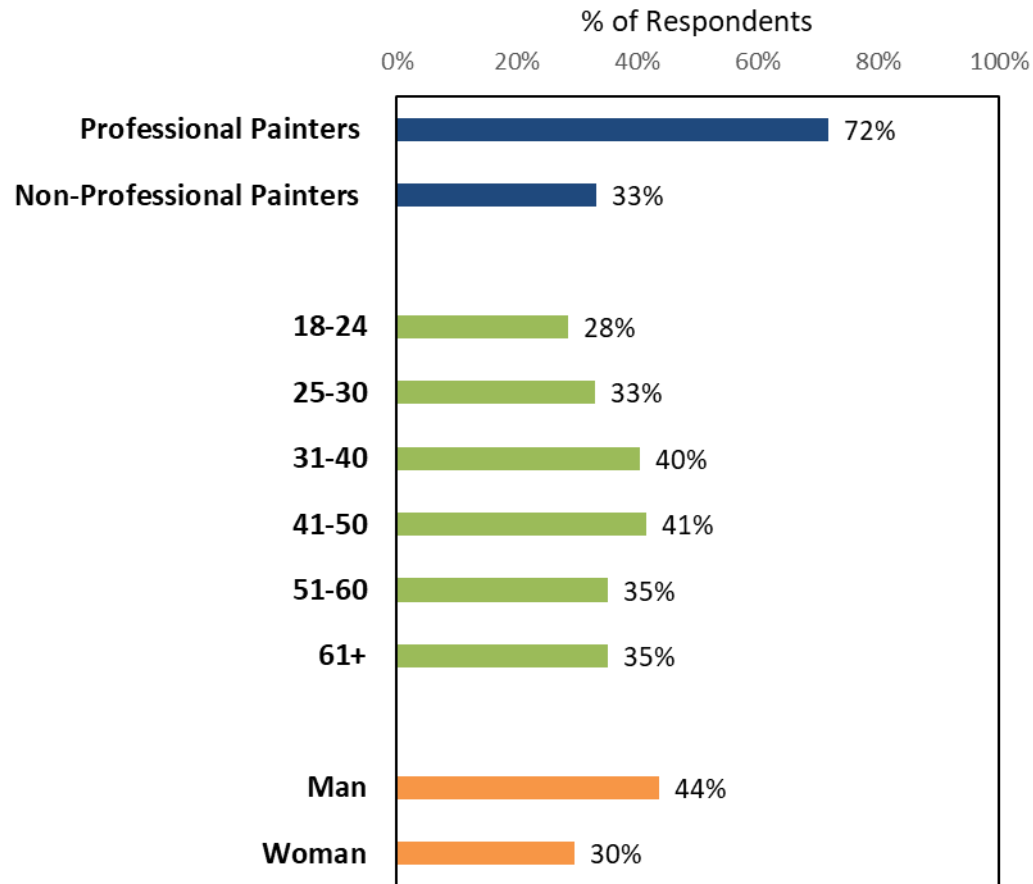
Cross-Tabulation: Purchased Paint in the Last Year



- ❖ As expected, professional painters purchased more often in the last year than non-professionals.
- ❖ Those in the 31-50 age range bought paint most often.
- ❖ Men purchased at a slightly higher rate than women.

Cross Tabulation – Recycling Knowledge

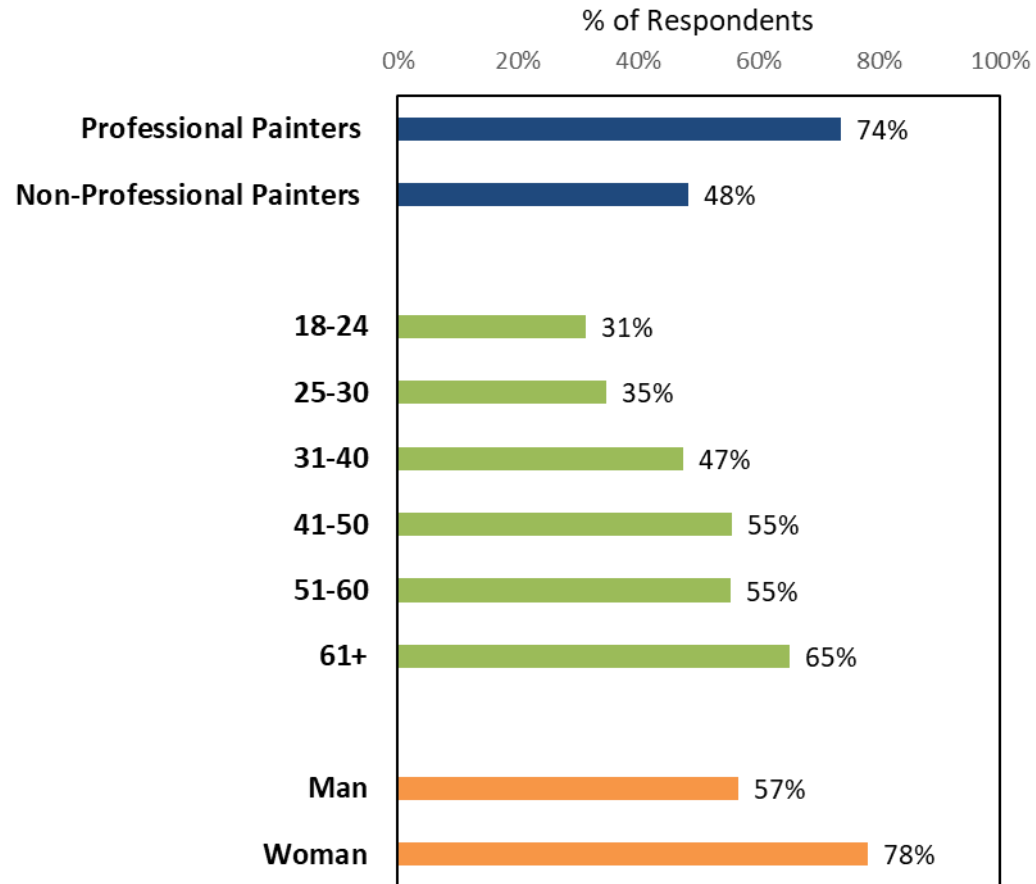
Cross-Tabulation: Paint Recycling Knowledge



- ❖ Professional painters were more than twice as likely to know that paint can be recycled.
- ❖ Recycling knowledge was highest among 31 to 50 year-olds.
- ❖ Men were significantly more likely to know that paint can be recycled than women, as was the case in prior years.

Cross Tabulation – Disposal Opportunities

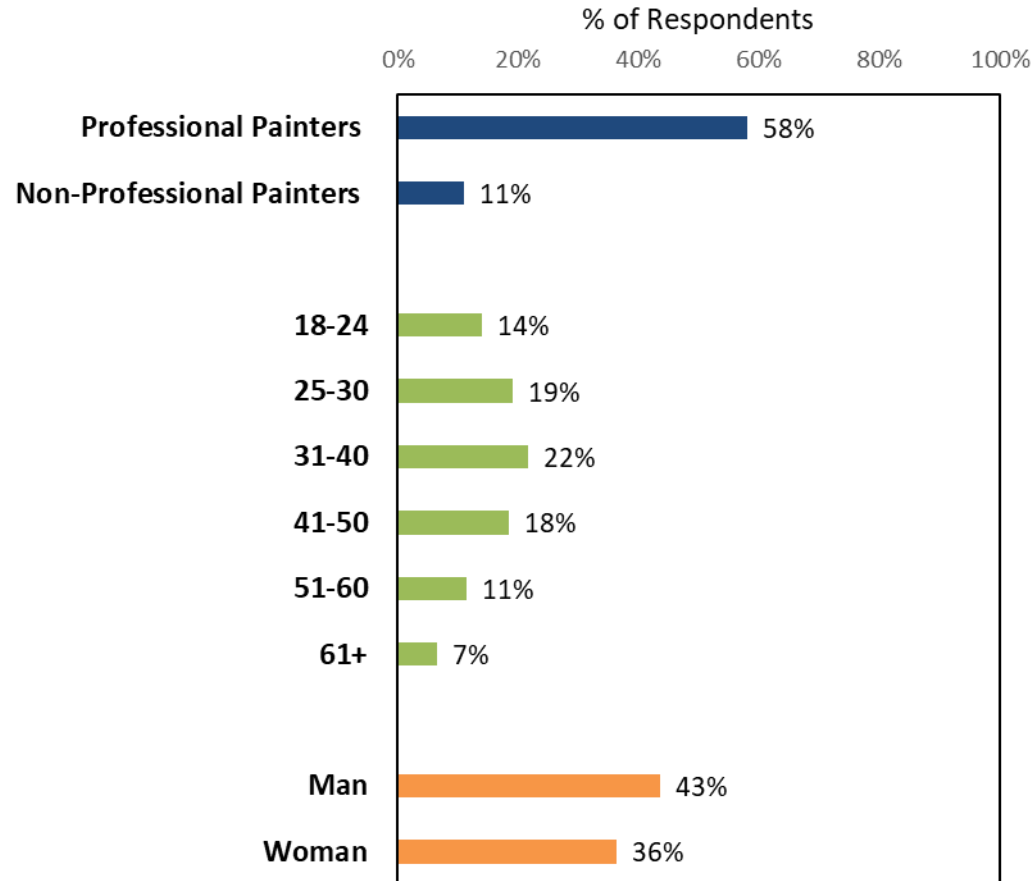
Cross-Tabulation: Disposal Opportunity Knowledge



- ❖ Professional painters were more aware of drop-off opportunities than non-professionals.
- ❖ Knowledge of paint drop-off opportunities increases with age.
- ❖ Women were more knowledgeable about disposal opportunities.

Cross Tabulation – Pick-up Service

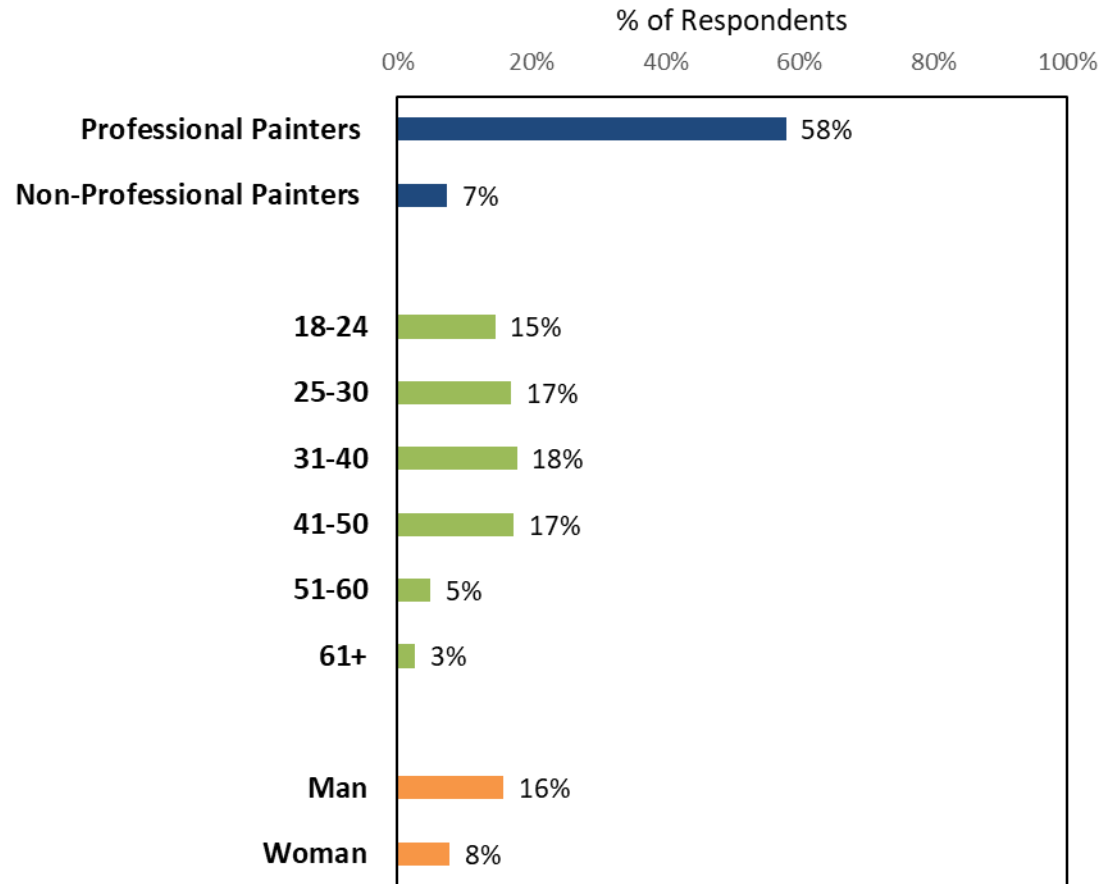
Cross-Tabulation: 100 Gallon Pick-up Knowledge



- ❖ As expected, professional painters were much more familiar with pick-up services than non-professionals (i.e., they are more likely to have 100+ gallons of paint on hand).
- ❖ Knowledge about free on-site pickup services was highest among 31 to 40 year-olds.
- ❖ More men were aware than women.

Cross Tabulation – PaintCare Familiarity

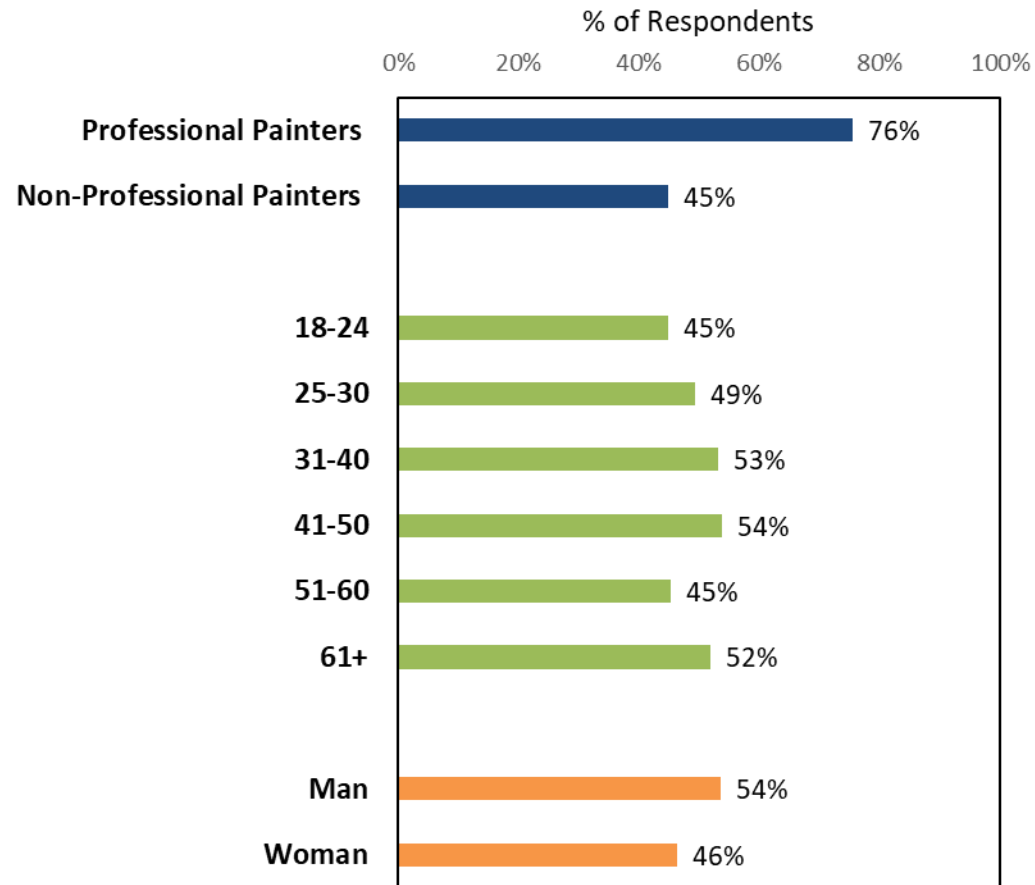
Cross-Tabulation: Heard of PaintCare



- ❖ Professional painters were much more aware of PaintCare than non-professionals.
- ❖ Awareness of PaintCare generally decreases after 50.
- ❖ More men had heard of PaintCare than women.

Cross Tabulation – Past Paint Recycling Behaviors

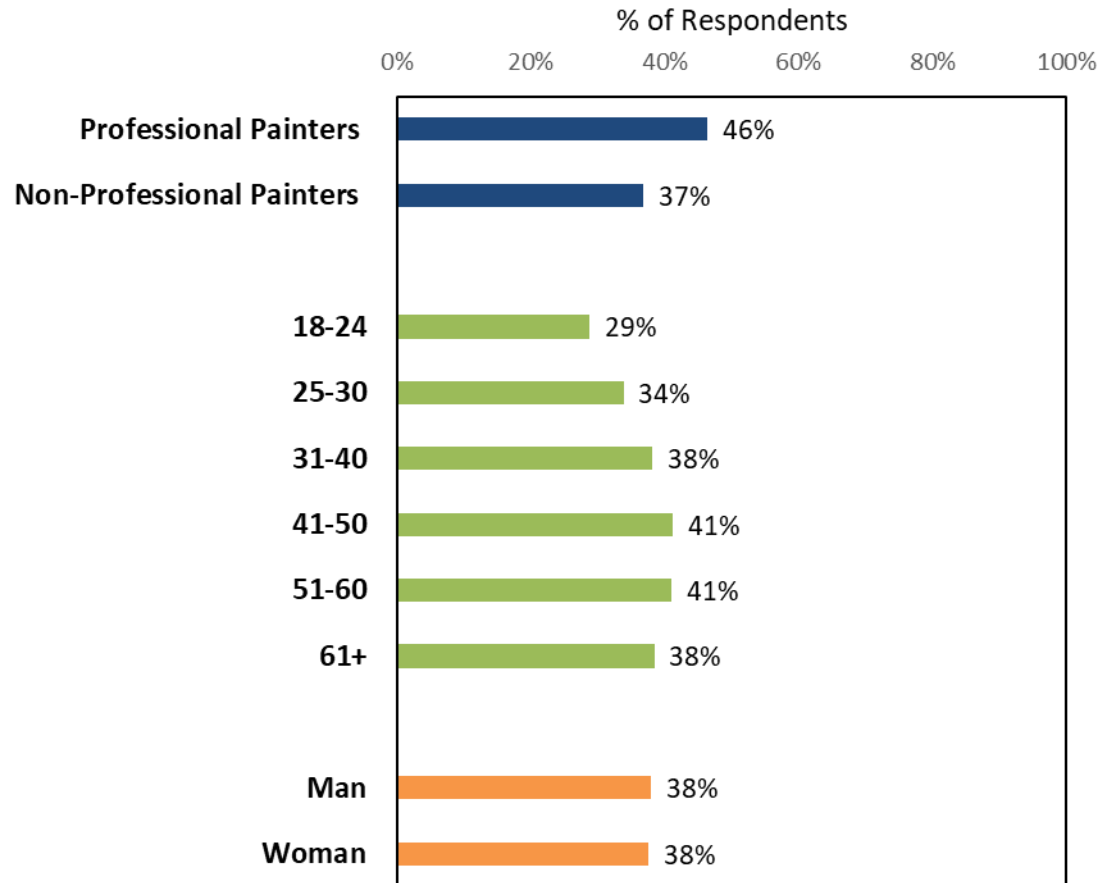
Cross-Tabulation: Recycled Paint in Past



- ❖ Professional painters were much more likely to have recycled in the past than non-professionals.
- ❖ Recycling experience is not predictable based on age.
- ❖ Slightly more men had recycled paint than women.

Cross Tabulation – Future Paint Recycling Intentions

Cross-Tabulation: "Extremely Likely" to Recycle Paint in the Future



- ❖ Professional painters were more likely to recycle in the future than non-professionals.
- ❖ Intentions to recycle paint generally increase with age.
- ❖ Intentions were the same among men and women.



**APPENDIX 2:
STATE/DISTRICT RESULTS
(UNDER SEPARATE FILE)**

Appendix E



Drop Off Site Guidelines

This document contains detailed information on PaintCare’s program guidelines and operations procedures. In combination with the state-specific guidelines, it is designed to be used by new staff for self-training and for site refresher training without PaintCare staff.

Note: The supplemental training slides included in the training binder summarize only the most important information from these Drop-Off Site Guidelines. The slides are used during training by PaintCare staff and can also be used to supplement refresher training.

Adherence to these guidelines is critical for drop-off sites participating in the program. Exceptions to these guidelines can be made only with PaintCare’s express written permission. If your site is unable to comply with any of these guidelines, please contact your PaintCare representative so that we may try to find a solution that works for your site but still achieves compliance with applicable legal and operational requirements for the program.

Contents

Section 1. Training and Safety	2
Section 2. General Guidelines	3
Section 3. Collection Bins and Storage Area	4
Section 4. Identifying and Accepting PaintCare Products	6
Section 5. Participant Paint Volume	11
Section 6. Working with Transporters	12
Section 7. Spill Response	13
Section 8. Inspections and Records	14
Section 9. Direct Reuse	15

Section 1. Training and Safety

Training

For the safety of the program and your staff, all employees handling PaintCare products must receive training in product identification, acceptance, handling, packaging, inspection, and emergency response procedures before collecting PaintCare products or engaging in any PaintCare program activities.

Training helps ensure that employees:

- Conduct PaintCare products collection activities in a safe manner that protects workers and the environment
- Are equipped for and understand hazards associated with PaintCare products

Training plans and records should be maintained for each employee. Record staff training using the log included in the training binder.

Safety

Store personal protective equipment (PPE) and spill response equipment in an accessible location adjacent to the collection bins. Ensure those materials are protected from impacts of weather.

The drop-off site must be equipped with appropriate emergency response equipment including a fire extinguisher, spill kit, and PPE. Monthly inspections of equipment are recommended.

PaintCare products collection activities need to follow general safety practices including proper lifting techniques.

Post emergency procedures and emergency contact numbers including police, fire department, and emergency services by a phone and in close proximity to the collection bins, if possible.

If applicable, develop and maintain an emergency action plan as required by OSHA.

If required by federal, state, or local law, familiarize police, fire departments, and emergency response teams with the layout of your facility, properties of PaintCare products handled at your facility, and evacuation routes.

Section 2. General Guidelines

PaintCare Provides Your Site:

- Training binder with recordkeeping logs/forms
- Signage identifying your site as a PaintCare drop-off site
- Printed educational materials for the public

PaintCare's Transporter Provides Your Site:

- Paint collection bins and liners for cardboard/single-use collection bins
- Labels and/or markings for paint collection bins
- Spill kits (excluding HHW programs)

General Guidelines for Drop-Off Sites

Each PaintCare drop-off site has unique logistical and operational considerations. Each drop-off site must make its own decisions and use its best judgment to operate in the safest manner possible in accordance with applicable law. To ensure the highest standards of safety for you and your staff, drop-off sites must:

- Have appropriate signage that informs the public of the hours of operation
- Accept PaintCare products from participants during your regular advertised or posted operating hours
- Display PaintCare signage to identify you as a drop-off site; signage should be posted in a highly visible area, at the entrance of your site
- Assist and supervise participants when they visit to drop off PaintCare products. Site staff should greet participants and must verify eligibility of the participant and their leftover paint products as PaintCare products
- **IMPORTANT:** Never allow a participant to open a PaintCare product container
- Have adequate space, staffing, and training to collect and store PaintCare products
- Provide a secure space for empty and full collection bins
- Place all PaintCare products immediately in collection bins approved for use by PaintCare and its transporters
- Pack only PaintCare products into collection bins
- Schedule shipments of PaintCare products from your drop-off site
- Maintain all records relating to the program
- Train staff to be familiar with the requirements and practices of this guide

Section 3. Collection Bins and Storage Area

Storage Area and Collection Bin Placement

Establish a dedicated storage area for collection bins and PaintCare products.

Place collection bins on an impermeable surface (i.e., paved asphalt, concrete, or other surface) at all times.

Place collection bins away from ignition sources, storm drains, and floor drains.

Ensure there is adequate ventilation if bins are stored indoors.

If stored outdoors, protect collection bins from the elements (e.g., precipitation, temperature extremes, rain, and snow). Keep collection bins under cover to prevent exposure to precipitation to protect against temperature extremes. If you store collection bins outdoors, you may need approval from your local fire or hazardous materials oversight agency.

Comply with any local fire codes or other regulations that might pertain to your storage of collection bins at your site.

Maintain enough space around collection bins to inspect for leakage and emergency access.

Use good housekeeping standards; keep paint storage areas clean and orderly.

Setting Up, Packing and Maintaining Collection Bins

Collection bins must be set up, used, and closed according to the manufacturer's instructions. PaintCare's transporters should set up the collection bins that they provide, unless otherwise requested by the drop-off site staff.

Ensure liners are inserted in cardboard collection bins. The liners provide secondary containment to contain liquids in the event a can leaks while in storage or transit. Reusable plastic bins that are leak-proof by design do not need liners.

Collection bins must be structurally sound. If you see any evidence of damage to bins (or liners) that may cause a leak or spill, notify PaintCare immediately.

Mark the collection bin with the date the first PaintCare product is placed in it.

Place PaintCare products in bins immediately upon receipt. Keep collection bins closed except when adding PaintCare products.

Pack 5-gallon buckets on the bottom layer of the collection bins for stability.

Pack all PaintCare products (cans, buckets) upright and as tight as possible in the collection bins to protect contents from shifting and leaking in transit.

Do not open containers to verify product.

Do not overfill collection bins; allow enough space for a lid to fit securely.

Do not take PaintCare product out of the bin.

Security

Never allow "self-serve," public access to the collection bins.

The collection bin storage area must be secured and locked when not attended.

Only drop-off site staff should have access to the collection bins and storage area until the collection bins are ready for pick-up by PaintCare's transporter.

Section 4. Identifying and Accepting PaintCare Products

What are PaintCare Products

PaintCare drop-off sites should accept only PaintCare products (architectural paint products) for management under the PaintCare program. Only those PaintCare products accepted from individuals residing in the state and businesses/organizations located in the state can be managed under the PaintCare program.

Listed below are the primary examples of architectural paint products accepted by the PaintCare program and paint or paint-related products not accepted by the PaintCare program.

Generally, PaintCare products include latex and oil-based house paint, stains, and clear coatings (varnish, shellac, etc.). The program excludes anything that is:

- In an aerosol spray can
- Intended and labeled “for industrial use only”
- Mostly used in the manufacture of equipment
- On the list of specifically excluded products for some other reason

PaintCare products are classified as either latex (water-based) or oil-based (alkyd) and the classification is important in order to decide how the product should be handled and processed. Knowing how to tell the difference between latex- and oil-based products is also important in determining which types of businesses/organizations can use the PaintCare program (if your site accepts paint from this audience).

PaintCare Products and Non-PaintCare Products

Acceptable products (PaintCare products)

- Interior and exterior paints: latex, acrylic, water-based, alkyd, oil-based, enamel (including textured coatings)
- Deck coatings and floor paints (including elastomeric)
- Primers, sealers, undercoaters
- Stains
- Shellacs, lacquers, varnishes, urethanes (single component)
- Waterproofing concrete/masonry/wood sealers and repellents (not tar or bitumen-based)
- Metal coatings, rust preventatives
- Field and lawn paints

Unacceptable products (Non-PaintCare products)

- Paint thinner, mineral spirits, solvents
- Aerosol coatings
- Auto and marine paints
- Art and craft paints
- Caulking compounds, epoxies, glues, adhesives
- Paint additives, colorants, tints, resins
- Wood preservatives (containing pesticides)
- Roof patch and repair
- Asphalt, tar, and bitumen-based products
- 2-component coatings
- Deck cleaners
- Traffic and road marking paints
- Industrial Maintenance (IM) coatings
- Original Equipment Manufacturer (OEM) (shop application) paints and finishes

For more information, please see www.paintcare.org/products

If non-PaintCare products end up in a drop-off site's bin, such products will not be returned to the drop-off site and will be managed by PaintCare's transporter. Transporters identify non-PaintCare products and report all instances to PaintCare. PaintCare staff will notify the site of any contamination in the bins. If the problem persists, additional training may be provided.

Acceptable Containers vs. Unacceptable Containers

Before accepting products from participants for management under the PaintCare program, drop-off site staff must (1) check the condition of the container for acceptance in the program, and (2) check the product label to verify that it contains a PaintCare product.

Acceptable

- The PaintCare product must be in its original container
- The container is labeled as containing one of the designated PaintCare products listed above
- The container must be in good condition and not leaking
- The container must be 5 gallons in size or smaller
- The container contains dry latex paint

Not Acceptable

- The container is not original (e.g., paint was transferred into a jar)
- The container does not have an original label
- The container is leaking or has no lid
- The container is larger than 5 gallons
- The container is empty

However, drop-off sites permitted to accept household hazardous waste may accept unlabeled and leaking containers by following the procedures described below.

Unlabeled and Leaking Containers

A drop-off site permitted to accept household hazardous waste may, at its discretion, choose to accept unlabeled and/or leaking containers if it follows the protocols below and otherwise complies with all applicable laws:

Unlabeled Containers

A drop-off site may accept containers that do not have an original label if a staff person appropriately trained in identifying unknown wastes (1) identifies the material in the container as a PaintCare product, and (2) applies a label identifying the contents to the container before placing it in a collection bin.

Leaking Containers

A drop-off site may accept a leaking container or a container with no lid if an appropriately trained drop-off site staff person (1) verifies that the container contains a PaintCare product, (2) places the contents of the leaking/open container into an appropriate substitute container (which can include bulking such PaintCare products into 55-gallon drums), and (3) applies an appropriate label to the substitute container.

Refusing an Unacceptable Product or Container

Do not accept non-PaintCare products from any participant unless they are received as part of normal site operations and are not placed in PaintCare collection bins.

When refusing a material at a drop-off site, drop-off site staff must explain why the material cannot be accepted (e.g., material is not a PaintCare product, cannot accept material from non-exempt generator, etc.). If a participant tries to drop off products that your location cannot manage, refer the participant to an appropriate alternative resource, such as their local household hazardous waste disposal program, garbage transporter, environmental health agency, or public works department. Local contact information is provided at the front of the training binder.

Paint Volume Acceptance Rules

The program accepts PaintCare products from households and businesses/organizations.

Households. Households may drop off any volume of PaintCare product, subject to the volume limit set by the site.

Businesses/Organizations. Non-households may also drop off any volume of latex PaintCare product, subject to the volume limit set by the site. Non-households may only drop off oil-based PaintCare products if they comply with federal and state hazardous waste generator rules. Please refer to the PaintCare Business Limits webpage located at: <https://www.paintcare.org/business-limits/> for specific information on exempt generator rule requirements. Painting contractors and commercial property owners typically meet these criteria.

Each business or organization is responsible for determining its own generator status under applicable law.

When a business/organization has oil-based PaintCare products to drop off at your site, it must sign the Paint Drop-Off Log or form included in the training binder to verify that it qualifies to use the program for oil-based paint. If a business/organization has only latex paint, it does not need to sign the log/form.

Once a business/organization signs the Paint Drop-Off Log or form, you may accept oil-based paint from that business/organization. (HHW sites and other waste collection programs may need a permit and/or to meet additional legal requirements in order to collect oil-based paint from businesses.) To help ensure legal compliance, unless you're specifically permitted to accept more, you should not accept more than 25 gallons of oil-based paint per calendar month from a qualifying business. Paint Drop-Off Log or forms may be reviewed by PaintCare or government agencies and compared with a list of registered hazardous waste generators to verify that only qualified businesses/organizations are using the program for their oil-based paint.

Transporter/Recycler Drop-Off Sites

Maintaining Paint Drop-Off Logs for All Participants

Drop-off sites operated by a PaintCare-contracted transporter and/or recycler must keep and maintain separate drop-off logs to record both latex and oil-based paint volumes from both businesses/organizations and households. While PaintCare offers template logs, an alternative may be used if approved by PaintCare.

Section 5. Participant Paint Volume

How Much Paint to Accept from Participants

While the PaintCare program intends to collect as many PaintCare products as possible, we recognize that your drop-off site may have storage limitations. PaintCare drop-off sites, in agreement with PaintCare, may limit the amount of PaintCare products they accept per participant, however, drop-off sites must accept up to 5 gallons at a minimum per participant.

What if Bins are Full?

If your collection bins are completely full, inform the participant that you are temporarily unable to accept PaintCare products and redirect them to the nearest alternative PaintCare drop-off site. Refer them to the site locator at www.paintcare.org or the **PaintCare hotline at 855-724-6809**, or ask them to come back at a later date. Contact the PaintCare transporter immediately to have collection bins picked up and replaced.

If a participant has a significant amount of PaintCare products that your location cannot manage, ask the participant to contact PaintCare directly for additional assistance. PaintCare may direct the participant to another drop-off site or offer our Large Volume Pickup service.

Large Volume Pickup (LVP) Service

PaintCare offers a free pick-up service to painting contractors, property managers, households, and others with a large quantity of leftover PaintCare products. Typically, a minimum of 100 gallons (by container size) is required to qualify for the LVP service.

To refer a participant to the LVP service:

- Provide the participant a LVP fact sheet
- Ask the participant to request a pick-up using the online LVP form
- The LVP fact sheet and online form are available at www.paintcare.org (select the “Request a Pickup” button on the homepage)
- For additional questions, refer the participant to PaintCare for assistance

Section 6. Working with Transporters

PaintCare contracts with transporters for the delivery of supplies, delivery of empty collection bins, and pick-up of full collection bins.

Scheduling the Transporter to Pick Up Collection Bins

When you anticipate your collection bins will be full within your site's pick-up timeframe (generally 5 business days in urban areas, 10 business days in rural areas), call your transporter to schedule a pickup, or use their online order system if they have one. The name and contact information of your transporter is provided at the front of the training binder.

When establishing an appointment for pick-up, please indicate:

- Your site is a PaintCare drop-off site
- Name of drop-off site and address
- Your name
- Your phone number
- Number of full collection bins to be picked up
- Number of empty collection bins needed for replacement

Preparing Collection Bins for Pickup

On the scheduled pickup day, collection bins and the loading area must be readily accessible to the transporter for quick and efficient loading. Complete the following steps:

- Identify which bins are full and ready for pickup
- Make sure the path between your bins and the transporter's vehicle is clear and at least 4 feet wide to accommodate movement of bins
- Sign and keep copies of any shipping documents for your records

The transporter is responsible for labeling, loading/off-loading collection bins, and preparing shipping documents.

Section 7. Spill Response

Spills

The information in this section will assist with spills from damaged or leaking program containers. It is important that all drop-off site staff understand corrective actions to minimize exposure to people and the environment.

Reporting

Report spills as required by law, summarized in the state-specific guidelines. Contact PaintCare within 24 hours of making such a report.

Spill Response Procedures

Always follow all applicable spill response procedures set forth in your operating permit or as otherwise required by applicable law.

If a spill is small enough to be managed by drop-off site staff, follow these steps:

- Isolate the area and restrict access to the spill
- Ensure personal safety, put on protective gear (glasses and gloves) provided in the spill kit
- Stop the movement of paint by placing the leaking container upright or in a position where the least amount will spill, and place leaking container in plastic bags provided in spill kit, or into the spill kit container
- Contain the spill by placing absorbent pads or granular absorbent around and on the spill – if outdoors, place barriers around storm drains to prevent a release to the environment
- Collect the contaminated absorbent and place it in plastic bag(s) or spill kit container, along with the leaking container and contaminated PPE, seal the bag(s), label it and place in the collection bin
- Remove any clothing that may be contaminated, wash thoroughly to remove spilled material from your hands or body
- Document the date, location, and amount and type of material spilled
- Replace any used spill control supplies as soon as possible

Section 8. Inspections and Records

Inspections and Record Keeping

Drop-off site staff are responsible for regularly inspecting collection bins and spill kits to ensure that such materials are in proper working order and include any necessary labeling. Please report any damaged bins or other problems to PaintCare immediately so PaintCare may arrange for prompt replacement or repair.

Maintain the following records for a minimum of 3 years:

- Internal and external inspection records (if applicable)
- Paint Drop-Off Log or forms (copy provided in the training binder)
- Paint Waivers (copy provided in the training binder; only for sites that do reuse)
- Employee training logs (copy provided in the training binder)
- Shipping documents and/or other documentation required by applicable law for outgoing shipments of PaintCare products

Section 9. Direct Reuse

Direct reuse is an additional service permitted for certain site types, e.g., HHW programs, material reuse stores, and solid waste management facilities. PaintCare may compensate sites for this service. Please see the terms of your PaintCare agreement or contact PaintCare if you need assistance determining if direct reuse is an authorized additional service at your site.

Requirements for Direct Reuse

PaintCare encourages reuse of leftover paint through direct reuse. Reuse sites return good quality unused paint to the local community at low or no cost.

Products offered for reuse to the public must be in their original container, have an original label, and be in good physical and aesthetic condition. Contents must be liquid and relatively new. The container must be closed securely before placing it in the reuse storage area. Containers must never be opened by customers at the drop-off site. Reuse products must be displayed by drop-off site in an area separate from the PaintCare collection bins.

An individual customer may not take more than twenty-five (25) gallons of reuse product per day. If you have a customer that would like to take more paint, let your PaintCare contact know in advance.

Paint Waiver

Customers taking reuse paint from a drop-off site must sign the Paint Waiver included in the training binder (or an approved equivalent thereof). The waiver explains that the material is taken “as-is” with no guarantee of quality or contents and the customer accepts the risks and liability for the materials.

The customer must read the waiver, fill in the date and name fields, and sign their name. Site staff must verify what has been taken by the customer, record on the log the gallons of latex and gallons of oil-based products taken, and add their initials.

When a paint waiver is full or when a site wants to invoice PaintCare, the latex and oil-based columns should be totaled at the bottom of the form. PaintCare does not require the submission of the waiver to PaintCare, but they must be kept by the site for at least three years and made available for review by PaintCare staff upon request.

Drop-off sites may use their own version of the waiver, but it must be approved by PaintCare in advance.

Invoicing Procedures

Drop-off sites should invoice for reuse on a monthly basis by filling out and submitting the Invoice for Direct Reuse at paintcare.org/invoices. This is an online form and is submitted directly on PaintCare’s website. If you’re unable to submit an online form, contact your PaintCare contact.