



Washington Paint Stewardship Program

2025 Annual Report


Submitted To

Amanda Romero
Product Stewardship Specialist
Washington State Department of Ecology
300 Desmond Dr SE, Lacey, WA 98503

Submitted By

Lauren Scher, Washington Program Manager
(503) 410-1648, Ischer@paint.org

PaintCare Washington LLC
901 New York Ave NW, Washington, DC 20001
(855) 724-6809
May 1, 2026



Contents

Executive Summary	4
Program Highlights	4
Program Plan and Annual Report	5
Participating Manufacturers	5
Section 1. Paint Collection and Transportation	6
A. Drop-Off Sites and Services	6
B. Convenience Criteria	10
C. Paint Collection Procedures	16
D. Paint Transportation	16
Section 2. Paint Collection Volume and Processing Methods	17
A. Collection Volume and Recovery Rate	17
B. Paint Processing Methods and Volume	18
C. Latex Paint Processing Methods and Processors	18
D. Oil-Based Paint Processing Methods and Processors	19
E. Paint Collection Volume by Site Type or Service	20
F. Container Recycling	21
Section 3. Independent Audit and Financial Summary	22
A. Independent Financial Audit	22
B. Financial Summary and Discussion	23
B1. Revenue and Expense Categories	23
B2. Financial Summary	24
C. Reserves	25
D. Evaluation of the Program's Funding Mechanism	25
E. Three-Year Projections	26
Section 4. Communications	28
A. Outreach Activities	28
A1. Introduction	28
A2. Point of Sale Print Materials	29
A3. Fact Sheets	30
A4. Website	30

A5. Translations	31
A6. Signs for Drop-Off Sites	31
A7. Press Coverage	32
A8. Awards	32
A9. Social Media	32
A10. Joint Outreach	33
A11. Face-to-Face	33
B. Awareness Survey	36
Section 5. 2026 and Future	37
A. Operations	37
B. Drop-Off Sites and Services	37
C. Communications	37
D. Evaluation of the Program	37
Maps	
Year-Round Drop-Off Sites	12
Supplemental Drop-Off Sites	13
Year-Round and Supplemental Drop-Off Sites	14
Large Volume Pickup Sites	15
Appendices	
A. Drop-Off Sites and Services	
B. Independent Financial Audit	
C. Samples of Outreach Materials	
D. Awareness Survey	
E. PaintCare Drop-Off Site Guidelines	
F. Participating Manufacturers	

Executive Summary

PaintCare is the representative stewardship organization for the Washington Paint Stewardship Program codified in Revised Code of Washington §§ 70A.515.010 - 130. The Washington program began April 1, 2021.

The broad goals of the program are for paint manufacturers to implement and manage the finances of a statewide paint stewardship program to reduce the generation of postconsumer paint, promote using up leftover paint, and facilitate the recycling and proper disposal of unwanted postconsumer paint. The program aims to increase opportunities to properly manage leftover paint, offer cost-saving opportunities to local governments, and manage the paint collected in an environmentally and economically sound manner.

PROGRAM HIGHLIGHTS

Drop-Off Sites. The program had 290 year-round paint drop-off sites at the end of the year; 219 were paint retailers, representing 42% of likely paint retail participants. The remaining sites included 20 reuse stores, two paint recyclers, 36 household hazardous waste (HHW) facilities, seven transfer stations, four recycling centers, one environmental services company, and one HHW event site.

The program also managed paint from supplemental drop-off sites that included 50 HHW events, 14 non-PaintCare paint-only events, one seasonal HHW facility, and 18 sites that accepted paint for part of the year.

During the year, 97.9% of Washington residents lived within 15 miles of a drop-off site.

Services. The program provided 331 direct large volume pickups (LVP) from businesses and others that had accumulated more than 100 gallons of paint at their locations and serviced seven locations set up as recurring large volume pickup (RLVP) sites.

Paint Collection Volume. The program collected 1,061,821 gallons of postconsumer paint.

Paint Processing. Latex paint was 88% of the paint processed, approximately: 1% was reused, 92% was made into recycled-content paint, and 8% was landfilled. Oil-based paint was 12% of the paint processed, approximately: 1% was reused, 91% was processed for energy recovery, and 9% was incinerated.

Revenue and Expenses. The program was financed through a fee on new paint sales: 45 cents on small containers; 95 cents on medium containers; and \$1.95 on large containers. Approximately 13.6 million gallons of architectural paints were sold in the state and the program collected \$8,170,072 in revenue from these sales.

Expenses, including paint transportation and processing, communications, staffing, and administration were \$8,934,912. The program ended the year with net assets of \$1,253,295. The total program cost per gallon of paint collected was \$8.41.

Paint Recovery Rate. The recovery rate – the volume of postconsumer paint collected divided by the volume of new paint sales in the same period – was 7.8%.

Awards. In June, PaintCare received the Corporate Stewardship Excellence Award given by the Product Stewardship Institute. In October, PaintCare received the Platinum Award for Integrated Marketing given by the MarCom international creative competition for the 3 Simple Rules for Painting Smarter promotional campaign.

Communications. Public outreach activities included the distribution of point-of-sale print materials, fact sheets, and signage, as well as messaging delivered via social media and face-to-face activities.

PaintCare informed paint manufacturers, retailers, and consumers about the fee increase effective January 1, 2026, including mailed information packets, email notifications, telephone calls, face-to-face outreach, and posting on PaintCare’s websites.

Operations. Staff continued to recruit drop-off sites throughout the state despite challenges in urban areas, including small store footprints, limited outdoor storage options, illegal dumping, and vandalism. Staff closed the gap needed to satisfy the required number of sites in the Seattle-Tacoma urban area, reducing the remaining number from 18 at the end of 2024 down to two sites needed at the end of 2025.

PROGRAM PLAN AND ANNUAL REPORT

The state’s paint stewardship law required the approval of a program plan prior to the start of the program. Program plans and annual reports are available on PaintCare’s website.

PARTICIPATING MANUFACTURERS

Subdivision 1 of Section 70A.515.080 requires PaintCare to submit an annual report that includes, in relevant part:

(f) A list of all the producers participating in the plan;

The list of registered manufacturers as of the end of the year and their mailing addresses is provided in the appendix.

Section 1. Paint Collection and Transportation

Annual Report Statutory Citation

Subdivision 1 of Section 70A.515.080 requires PaintCare to submit an annual report that includes, in relevant part:

(a) A description of the methods the stewardship organization used to reduce, reuse, collect, transport, recycle, and process leftover paint statewide in Washington;

A. DROP-OFF SITES AND SERVICES

The overall goal of the program is to increase recycling opportunities for households, businesses, and others with leftover paint. All suitable locations were invited to participate as paint drop-off sites, provided they meet the program’s operational requirements. PaintCare partners with paint retailers, hardware stores, lumber centers, material reuse stores, household hazardous waste programs, solid waste facilities (e.g., transfer stations, recycling centers, landfills), and other site types to serve as paint drop-off sites.

The program’s drop-off sites and services are summarized in the following tables. To provide consistency and allow for comparison with all other PaintCare programs, PaintCare will use the term year-round in place of permanent when evaluating program convenience. While permanent refers to a physical structure with regular collection, it does not distinguish between year-round and seasonal service, both of which are provided by HHW programs in Washington. PaintCare’s term year-round makes a distinction. PaintCare considers a site (including events) as year-round if it was open at least one day per month in the reporting year or if it is a new site and the site plans to be open at least one day per month going forward.

Sites that are open less frequently are considered supplemental sites. Sites that stopped participating in the program during the year are listed as “partial year.” All sites are listed in the appendix.

YEAR-ROUND DROP-OFF SITES

Site Type	2023	2024	2025
Household Hazardous Waste Facility	34	34	36
Environmental Services Company	1	1	1
Paint Recycler	1	1	2
Paint Retailer	192	212	219
Reuse Store	18	19	20
Transfer Station	6	7	7
Recycling Center	4	4	4
HHW Event Site	1	1	1
Total Sites	257	279	290

SUPPLEMENTAL DROP-OFF SITES

Site Type	2023	2024	2025
Household Hazardous Waste Event Site/Number of Events	39/52	39/54	35/50
Household Hazardous Waste Facility (Seasonal)	1	1	1
PaintCare Event Site/Number of Events	1/1	0	0
Paint-Only Event (Non-PaintCare) Site/Number of Events	10/10	10/11	11/14
Paint Recycler	0	1	0
Paint Retailer (Partial Year)	8	4	17
Reuse Store (Partial Year)	1	1	1
Total Sites	60	56	65

SERVICES

Site/Service Type	2023	2024	2025
Direct Large Volume Pickup Site/Number of Pickups	295/357	348/404	290/331
Recurring Large Volume Pickup Site	6	7	7

The program’s drop-off sites and services are described below.

Household Hazardous Waste Programs. PaintCare partners with household hazardous waste programs—either directly or indirectly—to cover the costs of their paint collection bins, transportation, processing and in some cases additional on-site paint management activities. HHW programs are typically good program partners because they have an existing customer base and provide an “all-in-one” HHW drop-off opportunity.

Two facilities joined the program in 2025. These locations are the Snohomish County facility (Everett) and the Benton County facility (Kennewick).

Paint Retailers. At the end of the year, PaintCare identified 816 paint retailers—including paint, hardware, and home improvement stores—with 521 considered potential paint retail drop-off sites. This number may change from year to year as stores open and close. PaintCare does not consider a store to be a potential drop-off site if it belongs to a corporate chain and the corporate headquarters has indicated that—as a group—they are not interested in serving as drop-off sites at this time. These are primarily big box stores, but they have included some non-big box stores in the past.

Of the 521 potential retail drop-off sites, 219 (42%) were participating as drop-off sites at the end of the year. Retail participation as a drop-off site is voluntary, and sites are not compensated.

During the year, 24 retail stores joined the program as new drop-off sites. Of these 24 locations, 17 were located within the Seattle-Tacoma urban area.

In 2025, 17 paint retailers stopped participating as drop-off sites. All but one of these locations ceased to participate due to business closures.



Bin Storage Area at a Retail Drop-Off Site

Reuse Stores. A special group of retailers are material reuse stores. Even though only some of these stores sell paint, they are considered to be potential drop-off sites. Those who are drop-off sites may operate paint reuse programs by donating or selling good quality leftover paint back to the local community to use, rather than sending it downstream through PaintCare for processing. PaintCare provided compensation for reuse services. PaintCare attempted to divert more paint for reuse by first referring candidates for LVPs to local reuse store partners.

Of the 46 potential reuse store drop-off sites, 20 (44%) were participating at the end of the year, and 14 of those sites also participated in the reuse program.

Two reuse stores joined the program in 2025: Eastside Rebuild (Cashmere) in March and the Habitat for Humanity ReStore Evergreen West (Vancouver) in October. Two reuse stores, the Habitat for Humanity ReStore Skagit County (Mount Vernon) and the Habitat for Humanity ReStore Benton County (Richland) both dropped from the program due to operational constraints at the stores. The Skagit County store dropped in

July and was counted as supplemental. The Benton County store dropped in December and was counted as year-round.



Reuse Area at the Lopez Island Solid Waste Facility

Paint Recycler. GreenSheen in Sumner is a latex paint recycler and served as a drop-off site for the program. They accepted large quantities of leftover paint from eligible program participants in the state.

GDB International in Tacoma is a latex paint recycler and joined the program as a drop-off site in October.

Solid Waste Facilities. PaintCare partners with solid waste facilities, including transfer stations, recycling centers, and landfills to be paint drop-off sites for their customers.

Environmental Services Company. ACTenviro in Tacoma is an environmental services company and served as a drop-off site for the program. They accepted large quantities of leftover paint from eligible program participants in the state.

PaintCare Events. No PaintCare events were held in 2025.

Paint-Only Events (Non-PaintCare). GreenSheen Paint, a latex paint recycler based in Sumner, held 14 paint-only events at 11 sites.

Large Volume Pickup Service. PaintCare’s LVP service provided a convenient option for painting contractors and other eligible program participants who accumulated large volumes of paint. The minimum amount to receive a direct pickup was 100 gallons. Typically, users of the service have accumulated paint over many years due to the institutional, logistical, and financial barriers to disposal. PaintCare aimed to remove these barriers by providing a free and convenient service. Common users of this service include contractors, builders, property managers, academic institutions, and homeowners, and are further described in the appendix.

Recurring Large Volume Pickup Service. Some LVP sites receive pickups on an on-going basis. These RLVP sites sign a contract with PaintCare to allow them to keep PaintCare collection bins on site and fill them as they accumulate leftover paint. In addition, staff at these locations are trained by PaintCare on how to segregate products and store them until picked up by a transporter.

B. CONVENIENCE CRITERIA

PaintCare analyzed the convenience level offered by drop-off sites using ArcGIS, a mapping and analytics software, and U.S. Census Bureau 2020 population data. Urban Areas are densely populated areas with 5,000 or more residents. PaintCare uses Urban Area data for density analysis.

Some sites (e.g., HHW facilities) have geographic limitations; they are only available to residents of their own city, county, or jurisdiction (i.e., residents of other jurisdictions are not allowed to use the site to drop off HHW/paint even if they live close by). For these sites, PaintCare tracks their service area restrictions and only counts the population for those residents who are (1) within a 15-mile radius, and (2) within the site’s service area.

PaintCare established goals to provide paint drop-off sites according to the criteria that follow.

Distribution Criterion. Provide 90% of the state’s residents access to a permanent (e.g., year-round) drop-off site within 15 miles.

The program’s 290 year-round drop-off sites provided 97.3% of the state’s residents access to a drop-off site within 15 miles. When supplemental sites were included, coverage increased to 97.9%.

Density Criterion. Provide one additional permanent drop-off site for every 30,000 residents of an Urban Area.

The following table shows the population centers in the state, the target number of sites the program should provide, and the level of service the program had at year-end.

TARGET NUMBER OF PAINT DROP-OFF SITES IN URBAN AREAS

Census Bureau Urban Area	Population in Washington	Target Number of Sites	Number of Year-Round Sites	Number of Additional Sites Needed
Bellingham	128,979	4	6	0
Bremerton	224,449	7	7	0
Centralia	42,338	1	4	0
Kennewick-Pasco	255,401	8	8	0
Longview	67,464	2	3	0
Marysville	160,440	5	6	0
Moses Lake	38,751	1	2	0
Mount Vernon	66,825	2	5	0
Oak Harbor	37,449	1	1	0
Olympia-Lacey	208,157	6	7	0
Portland OR–WA	424,637	14	25	0
Pullman	32,691	1	1	0
Seattle–Tacoma	3,544,011	118	116	2
Spokane	447,279	14	15	0
Walla Walla	49,909	1	3	0
Wenatchee	78,142	2	5	0
Yakima	133,145	2	5	0

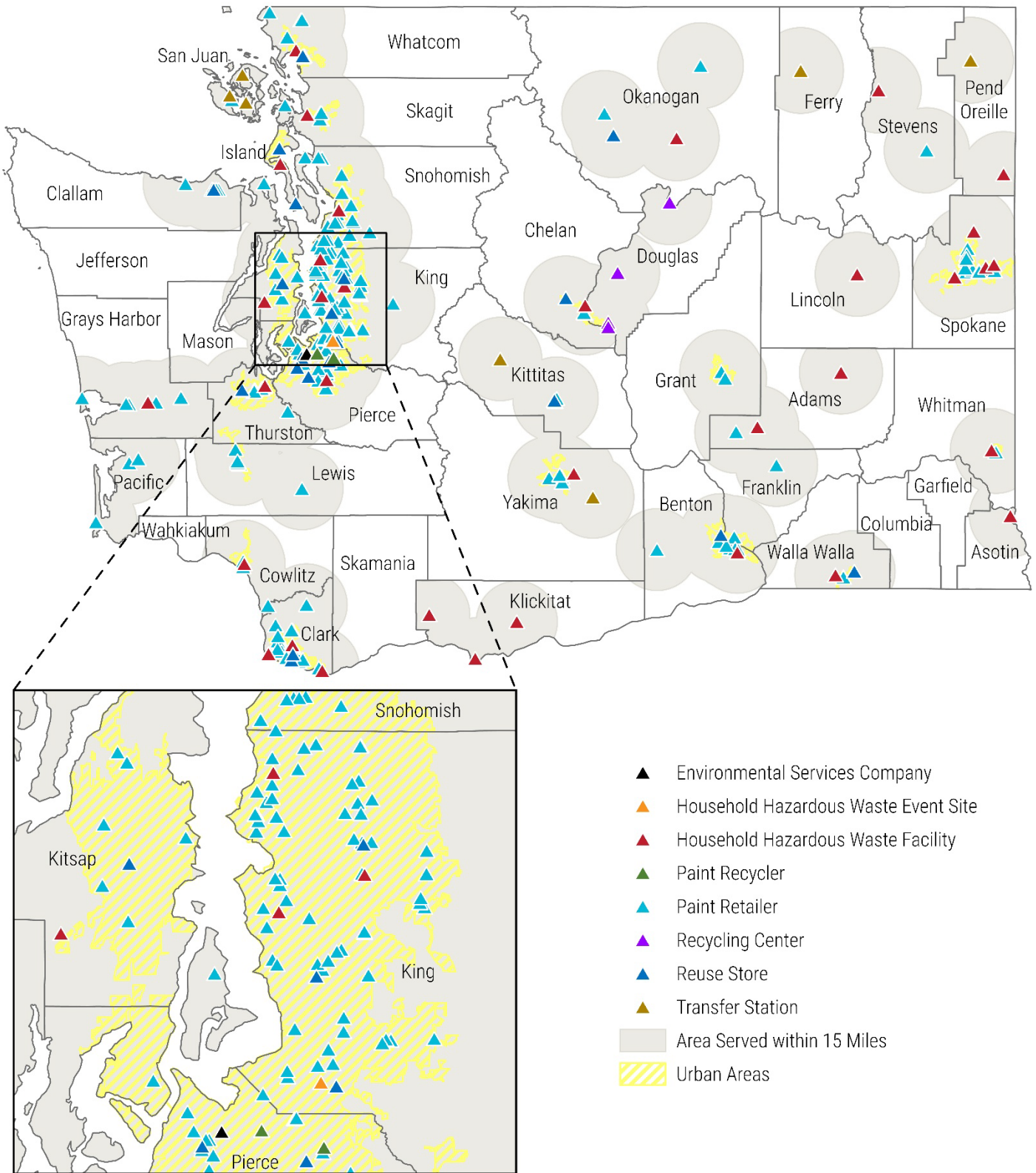
PaintCare continues to recruit sites in Seattle-Tacoma Urban Area in which additional sites are needed.

Underserved Areas Criterion. In areas of the state that do not have a permanent HHW facility but do hold HHW events, PaintCare tries to partner with HHW programs for the collection of PaintCare products at those events. In areas of the state that are underserved by a permanent site, or are geographically isolated, PaintCare holds paint-only drop-off events.

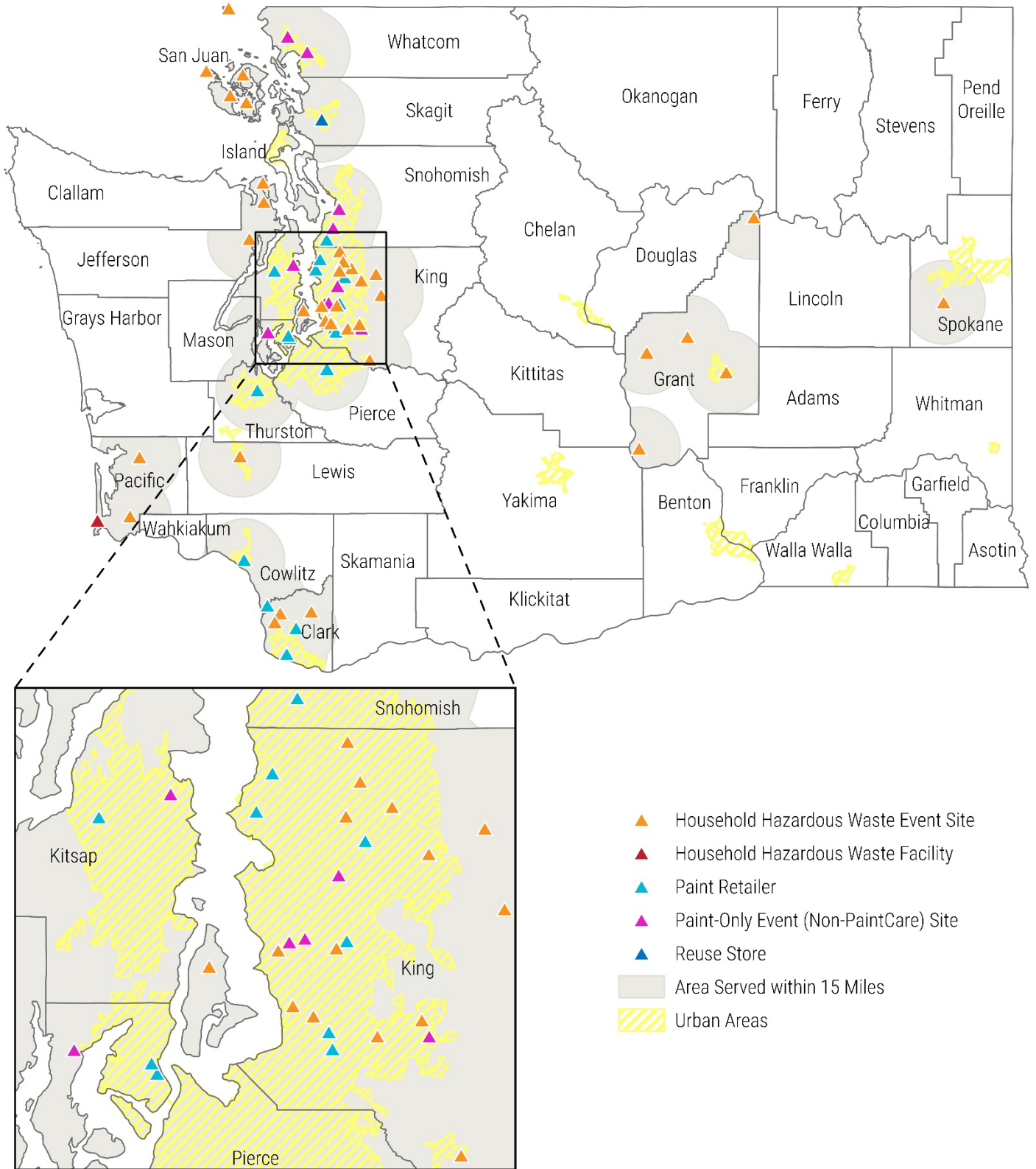
PaintCare worked with Washington State Department of Ecology (Ecology), HHW programs, and municipalities across the state to learn about existing and planned HHW events. PaintCare supported 50 HHW events at 35 sites in nine counties during the year.

Maps. The following maps show the locations of the sites and services available during the year: (1) year-round sites; (2) supplemental sites; (3) year-round and supplemental sites; and (4) LVP sites, which were not included when conducting convenience analysis.

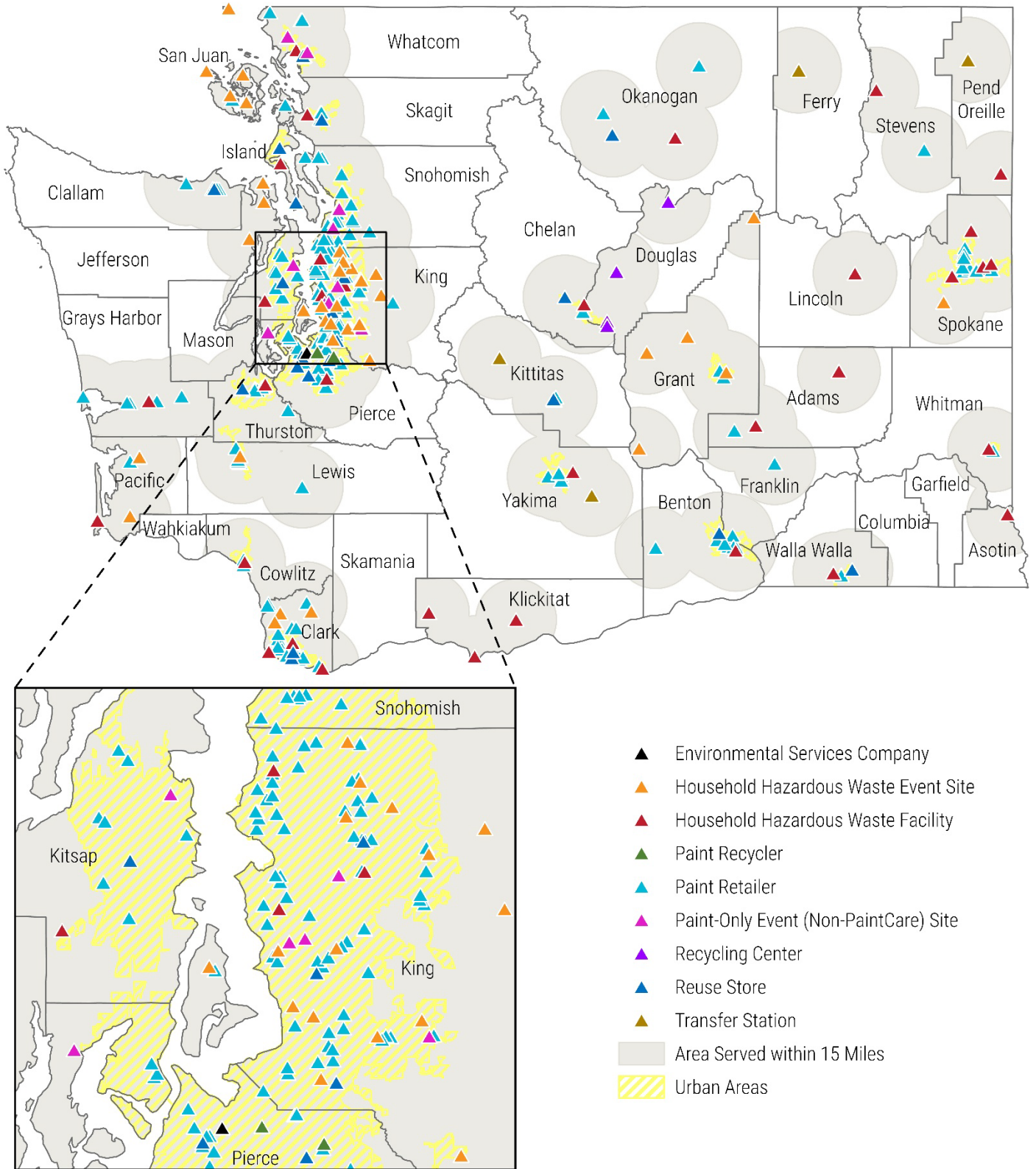
YEAR-ROUND SITES



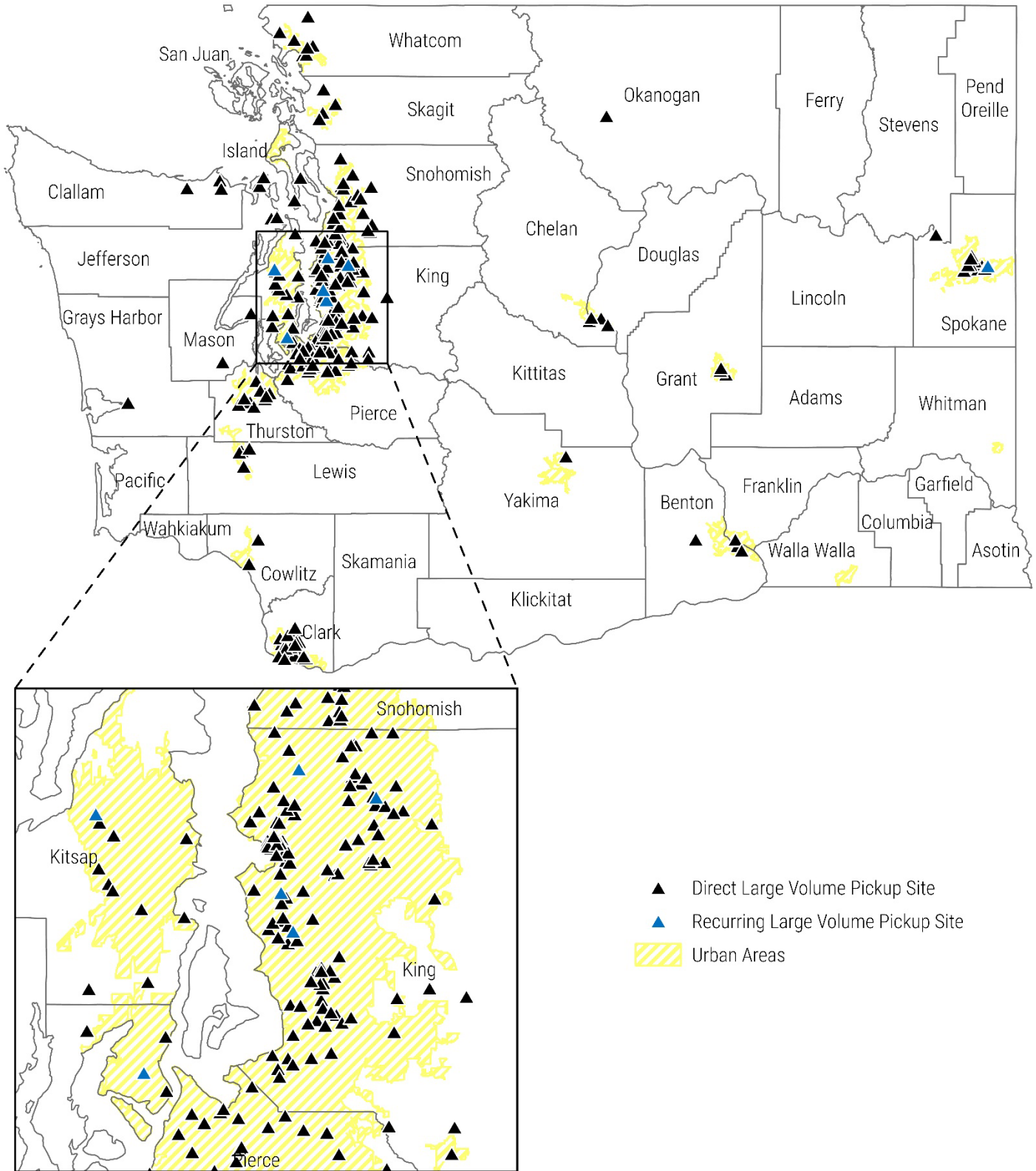
SUPPLEMENTAL SITES



YEAR-ROUND AND SUPPLEMENTAL SITES



LARGE VOLUME PICKUP SITES



C. PAINT COLLECTION PROCEDURES

The program has agreements with owners or operators of all drop-off sites, and other partners, that set forth collection procedures. PaintCare agreements require that sites meet all requirements of local, state, and federal law, regulations, and policies.

All new sites (other than LVPs) received a program procedures manual and all sites (other than HHWs and LVPs) also received an on-site, in-person training that covered topics in the manual including identification and screening of program products, paint storage, spill response, arranging to have paint picked up, and record keeping. A copy of the current site guidelines from the procedures manual for drop-off sites is included in the appendix.

Site personnel are required to visually inspect, but not open, containers of paint to confirm that they are acceptable program products and then place them in spill proof collection bins provided by the program. Unlabeled and leaking containers are not accepted at retail or other non-HHW sites; however, trained staff at HHW facilities and events can accept and prepare them for management under their program to the extent permissible under applicable law.

PaintCare staff visit most drop-off sites on a regular basis to check on their operations and to provide additional training and consumer outreach materials as needed.

D. PAINT TRANSPORTATION

PaintCare contracted with the following companies for transportation services. Individual sites are assigned to transporters based on costs and logistics.

TRANSPORTERS

Name	Site Types Served
ACTenviro	Environmental Services Company, HHW Facility/Event, LVP/RLVP, Paint Retailer, Reuse Store, Solid Waste Facility
Clean Earth	HHW Facility/Event, LVP, Paint Retailer, Reuse Store, Solid Waste Facility
Clean Harbors	HHW Facility/Event, LVP, Paint Recycler, Paint Retailer, Solid Waste Facility
GreenSheen Paint	HHW Event, Latex Paint Recycler, LVP/RLVP, Paint-Only Event (Non-PaintCare), Paint Retailer, Reuse Store, Solid Waste Facility
Heritage (Arcwood)	HHW Facility/Event

Section 2. Paint Collection Volume and Processing Methods

Annual Report Statutory Citation

Subdivision 1 of Section 70A.515.080 requires PaintCare to submit an annual report that includes, in relevant part:

- (a) A description of the methods the stewardship organization used to reduce, reuse, collect, transport, recycle, and process leftover paint statewide in Washington;*
- (b) The volume of latex and oil-based architectural paint collected by the stewardship organization in the preceding fiscal year in Washington, including any increase in total volume of paint collected each year, and the cost of the paint stewardship program per gallon of paint collected;*
- (c) The volume of latex and oil-based architectural paint collected by method of disposition, including reuse, recycling, energy recovery, and disposal;*
- (d) An estimate of the total weight of all paint containers recycled by the program;*
- (e) A list of all processors through final disposition that are used to manage leftover paint collected by the stewardship organization in the preceding year;*
- (g) The total volume of architectural paint sold in Washington during the preceding year based on the architectural paint stewardship assessment collected by the stewardship organization;*

A. COLLECTION VOLUME AND RECOVERY RATE

The following table provides the gallons of paint collected, gallons of new paint sales, and the resulting recovery rate. The recovery rate is a ratio of the volume (number of gallons) of paint collected compared to the volume of paint sold in the program during the same time period.

GALLONS COLLECTED, SOLD, AND RECOVERY RATE

Description	2023	2024	2025
Paint Collected (gallons)	929,490	1,002,531	1,061,821
New Paint Sold (gallons)	13,827,789	14,085,792	13,561,713
Recovery Rate	6.7%	7.1%	7.8%

PaintCare typically receives reports of gross pounds of paint collected, along with the number of bins or other collection containers from its transporters or drop-off site partners. Gallons of paint collected are calculated by removing the estimated weight of collection bins and paint cans and converting the remaining weight to volume, typically using 10 pounds per gallon for the conversion.

An estimate of gallons collected at each site during the year is included in the appendix.

B. PAINT PROCESSING METHODS AND VOLUME

The following tables provide the volumes and paint processing methods for latex and oil-based paint during the year. Descriptions of the processing methods follow the tables. Processed volume differs from collected volume because not all paint is processed in the same year that it is collected; the volumes reported as processed in one year may include some paint that was collected at the end of the previous year. Due to rounding, percentages may not add up to 100%.

LATEX PAINT PROCESSING METHODS

Method	2023 Gallons	2023 Percent	2024 Gallons	2024 Percent	2025 Gallons	2025 Percent
Reuse	9,451	1	6,852	1	7,309	1
Paint-to-Paint Recycling	682,199	83	729,245	86	871,672	92
Disposal	126,506	16	111,103	13	71,803	8
Total	818,156	100	847,200	100	950,784	100

OIL-BASED PAINT PROCESSING METHODS

Method	2023 Gallons	2023 Percent	2024 Gallons	2024 Percent	2025 Gallons	2025 Percent
Reuse	2,394	2	908	1	923	1
Energy Recovery	87,343	86	92,539	86	120,383	91
Incineration	11,816	12	13,874	13	11,289	9
Total	101,553	100	107,321	100	132,595	100

C. LATEX PAINT PROCESSING METHODS AND PROCESSORS

The following methods were used to process latex paint:

Reuse. Latex paint was sold or given away in its original labeled containers without any alteration of the container contents.

Paint-to-Paint Recycling. Latex paint was sorted, blended, and sometimes re-tinted into recycled-content latex paint for local use or domestic or international sale.

Disposal. Dry or solidified latex paint was landfilled. Some latex paint was also used as alternative daily cover, which is considered disposal in Washington.

LATEX PAINT PROCESSORS

Processor	Location	Process
GDB International	Fife, WA	Paint-to-Paint Recycling
GreenSheen Paint	Sumner, WA	Paint-to-Paint Recycling
HHW Facilities	Various	Reuse
Lockwood Landfill	Sparks, NV	Disposal
LRI Landfill	Puyallup, WA	Disposal
Reuse Stores	Various	Reuse
Terrace Heights Landfill	Yakima, WA	Reuse, Disposal
Visions Paint	Sacramento, CA	Paint-to-Paint Recycling

D. OIL-BASED PAINT PROCESSING METHODS AND PROCESSORS

The following methods were used to process oil-based paint:

Reuse. Oil-based paint was sold or given away in its original labeled containers without any alteration of the container contents.

Energy Recovery. Oil-based paint was processed for energy recovery at a waste-to-energy facility and/or cement kiln.

Incineration. Oil-based paint was incinerated.

OIL-BASED PAINT PROCESSORS

Processor	Location	Process
Ash Grove	Foreman, AR Chanute, KS	Energy Recovery
Buzzi Unicem	Cape Girardeau, MD	Energy Recovery
Clean Harbors	Aragonite, UT Kimball, NE	Incineration
HHW Facilities	Various	Reuse
Reuse Stores	Various	Reuse
Terrace Heights Landfill	Yakima, WA	Reuse

E. PAINT COLLECTION VOLUME BY SITE TYPE OR SERVICE

The following table shows the volume of paint collected by site type or service.

COLLECTION VOLUME BY SITE TYPE OR SERVICE

Site Type/Service	2023 Gallons	2023 Percent	2024 Gallons	2024 Percent	2025 Gallons	2025 Percent
Environmental Services Company	3,896	<1	6,264	1	612	<1
HHW Facility/Event	275,022	30	273,973	27	294,637	28
LVP/RLVP	95,708	10	110,708	11	101,012	10
Paint Recycler	43,865	5	48,219	5	51,029	5
Paint Retailer	448,866	48	489,067	49	520,346	49
PaintCare Event	739	<1	0	0	0	0
Paint-Only Event (Non-PaintCare)	28,395	3	45,752	5	64,956	6
Reuse Store	28,225	3	24,347	2	25,035	2
Transfer Station	4,774	<1	4,201	<1	4,194	<1
Total	929,490	100	1,002,531	100	1,061,821	100



PaintCare Staff Visiting a Service Provider

F. CONTAINER RECYCLING

The following table shows the tons of metal and plastic paint containers recycled during the year.

CONTAINER RECYCLING

	2023	2024	2025
Tons	578	712	528

Section 3. Independent Audit and Financial Summary

Annual Report Statutory Citation

Subdivision 1 of Section 70A.515.080 requires PaintCare to submit an annual report that includes, in relevant part:

(b) The volume of latex and oil-based architectural paint collected by the stewardship organization in the preceding fiscal year in Washington, including any increase in total volume of paint collected each year, and the cost of the paint stewardship program per gallon of paint collected;

(h) An independent financial audit of the paint stewardship program implemented by the stewardship organization, including a breakdown of the program's expenses, such as collection, recycling, education, and overhead;

(i) The total cost of implementing the paint stewardship program broken out by administrative, collection, transportation and disposition, and communications costs;

A. INDEPENDENT FINANCIAL AUDIT

An independent financial audit of the PaintCare program was conducted by Rogers & Company PLLC. This independent CPA firm conducted the audit in accordance with auditing standards generally accepted in the United States. Those standards require that the firm plan and perform the audit to obtain reasonable assurance about whether the financial statements are free of material misstatements. The audit process includes examining, on a test basis, evidence supporting the amounts and disclosures in the financial statements. The audit also includes assessing the accounting principles used and significant estimates made by management, as well as evaluating the overall financial statement presentation.

In Rogers & Company's opinion, the financial statements of PaintCare present fairly, in all material respects, the financial position as of December 31, 2025, and the changes in its net assets and its cash flows for the year ended in conformity with accounting principles generally accepted in the United States. The independent financial audit of the PaintCare program is available in the appendix.

B. FINANCIAL SUMMARY AND DISCUSSION

B1. Revenue and Expense Categories

Revenue. Revenue is derived from fees on new paint sales.

Expense Categories. With the exception of General and Administrative Allocation, the following expense categories were for costs directly related to the implementation of the Washington program:

Paint Processing. Processing costs were based on the weight, volume of paint, or number of paint collection bins or drums from drop-off sites and services. Processing costs included the cost of sorting bins of comingled latex and oil-based paint from drop-off sites as well as the ultimate recycling or other processing methods.

Paint Transportation. Transportation costs were based on one or more of the following: the number of bins and drums picked up, number of stops, or mileage.

Paint Collection Supplies and Support. Collection supplies and support expenses included paint collection bins, spill kits, training materials, signs, and other related costs for drop-off sites, and LVPs.

Communications. Communications expenses included printing and distribution of brochures and other outreach materials, conferences and memberships, and the awareness survey.

Personnel, Professional Services and Other. Personnel, professional services and other included the direct costs of program staff, travel, legal fees, office supplies, and other logistical and professional support.

State Agency Administrative Fees. These fees, required by the paint stewardship law, were paid to the state for oversight of the program.

Loan Interest. Loan interest is the cost incurred by the program for borrowing funds to cover program expenses prior to program launch. Interest is paid annually through the duration of the loan period.

General and Administrative. General and administrative costs included administrative and corporate staff, back-office support (e.g., information technology, human resources, legal, accounting, and government affairs), insurance, data management systems, annual financial audit, software licenses, professional services for corporate or organization-wide matters, occupancy, general communications, and other supplies and services that support all PaintCare programs. These costs were shared across all PaintCare programs and allocated relative to population. Washington's share of the general and administrative allocation was 7%.

Interest Income. Interest income is the interest earned on the daily balance of Washington's checking account.

B2. Financial Summary

The following table shows program revenue and expenses.

REVENUE AND EXPENSES						
Revenue	2023	Percent of Total	2024	Percent of Total	2025	Percent of Total
Small Containers	\$711,095	9	\$787,376	9	\$797,626	10
Medium Containers	3,696,311	46	3,966,443	47	3,842,913	47
Large Containers	3,712,872	46	3,685,079	44	3,529,533	43
Total Revenue	8,120,278	100	8,438,898	100	8,170,072	100
Expenses						
Paint Processing	5,081,431	59	5,415,959	64	5,733,336	64
Paint Transportation	1,393,671	16	1,468,215	17	1,743,051	20
Paint Collection Supplies and Support	239,043	3	245,390	3	195,618	2
Communications	794,136	9	40,170	<1	69,010	<1
Personnel, Professional Fees, Other	470,539	5	483,892	6	396,673	4
State Agency Administrative Fees	50,180	<1	64,557	<1	71,192	<1
Loan Interest	34,906	<1	23,729	<1	12,062	<1
General and Administrative	619,865	7	740,897	9	713,970	8
Total Expenses	8,683,771	100	8,482,809	100	8,934,912	100
Interest Income	0		0		36,399	
Change in Net Assets	(563,493)		(43,911)		(728,441)	
Net Assets, Beginning of Year	2,589,139		2,025,646		1,981,736	
Net Assets, End of Year	\$2,025,646		\$1,981,735		\$1,253,295	
Reserve Level	23%		23%		14%	
Cost Per Gallon of Paint Collected	\$9.34		\$8.46		\$8.41	

Note: Values in this table are obtained from a financial worksheet that includes additional subcategories and cents. Due to rounding, Total Revenue, Total Expenses and/or Net Assets may differ by a few dollars in some years and percentages may not add up to 100%.

Notable changes between the last two program years include:

- Transportation and Processing costs increased due to an increase in the volume of paint collected.
- To ensure the program maintained a position of positive net assets, Communications spending remained lower than target levels.

C. RESERVES

Reserves represent the net assets (investments and/or checking account balance) of the program. Reserves provide the program with a balance that is sufficient to pay its bills in times of either higher than expected paint collection (higher expenses), lower than expected paint sales (lower revenue), or a combination of the two.

D. EVALUATION OF THE PROGRAM'S FUNDING MECHANISM

PaintCare fees placed on the sale of new paints are based on container sizes as follows:

PAINTCARE FEE SCHEDULE

Size	Container Size	Fee
Very Small	Half pint or smaller	\$0.00
Small	Larger than half pint up to smaller than 1 gallon	\$0.45
Medium	1–2 gallons	\$0.95
Large	Larger than 2 gallons up to 5 gallons	\$1.95

Manufacturers and/or their designated representatives reported sales and remitted fees to PaintCare directly.

In 2025, the Department of Ecology approved PaintCare's request for a fee increase. The new fee structure began on January 1, 2026.

E. THREE-YEAR PROJECTIONS

Three-year projections are an important exercise that can help provide the program with financial guidance. Projections are used for planning purposes only and should not be construed as representing actual program revenue, expenses, or budgets.

Revenue. Revenue is expected to increase primarily due to the implementation of the new fee structure, which took effect on January 1, 2026. Sales estimates were used for the projections below.

Changes to paint sales volumes would alter actual revenue available when compared to the forecast provided.

Expenses.

With the addition of the Illinois and Maryland programs to the allocation formula, Washington's share of the General and Administrative costs decreased in 2025 and is expected to gradually increase.

Changes to expenses, especially in paint collection volume and pricing, would alter actual expenses when compared to the forecast provided.

With the fee increase taking effect January 1, 2026, a substantial increase to the Communications budget is planned. Additional communications efforts are expected to resume, focusing on public outreach.

Net Assets/Reserves.

The projections below are calculated using the new fee structure over the forecast period.

THREE-YEAR PROJECTIONS

	Actual	Projections		
Revenue	2025	2026	2027	2028
Small Containers	\$797,626	\$1,095,989	\$1,087,988	\$1,105,963
Medium Containers	3,842,913	5,956,322	6,044,067	6,089,388
Large Containers	3,529,533	4,984,722	5,117,339	5,214,646
Total Revenue	8,170,072	12,037,033	12,249,394	12,409,998
Expenses				
Paint Processing	5,733,336	5,923,265	6,041,730	6,162,565
Paint Transportation	1,743,051	1,703,287	1,737,353	1,772,100
Paint Collection Supplies and Support	195,618	295,821	301,737	307,772
Communications	69,010	500,000	500,000	500,000
Personnel, Professional Fees, Other	396,673	491,678	512,572	534,466
State Agency Administrative Fees	71,192	81,000	81,000	81,000
Loan Interest	12,062	0	0	0
General and Administrative	713,970	736,652	773,484	812,159
Total Expenses	8,934,912	9,731,703	9,947,876	10,170,062
Interest Income	36,399	43,000	43,000	43,000
Change in Net Assets	(728,441)	2,348,330	2,344,517	2,282,936
Net Assets, Beginning of Year	1,981,736	1,253,295	3,601,625	5,946,142
Net Assets, End of Year	\$1,253,295	\$3,601,625	\$5,946,142	\$8,229,078
Reserve Level	14%	37%	60%	81%

Section 4. Communications

Annual Report Statutory Citation

Subdivision 1 of Section 70A.515.080 requires PaintCare to submit an annual report that includes, in relevant part:

(k) A summary of outreach and education activities undertaken and samples of the educational materials that the stewardship organization provided to consumers of architectural paint during the first year of the program and any changes to those materials in subsequent years;

A. OUTREACH ACTIVITIES

A1. Introduction

PaintCare's outreach strategy includes a variety of activities targeted to retailers, painting contractors, municipal agencies, and the public through direct contact and advertising. Outreach efforts focused on encouraging the public to recycle their unwanted paint and also included messages related to reducing paint waste by planning ahead for a paint purchase and using up leftover paint.

Outreach was conducted by distributing brochures and other printed materials to retailers and others and by using social media. The main call-to-action of outreach materials and messaging directs readers to PaintCare's website for more information on finding a drop-off site, reusing paint, reducing waste, and finding more information about the program.

In the last half of the year, PaintCare implemented a communications campaign to inform paint manufacturers, retailers, and consumers about the PaintCare fee increase that took effect January 1, 2026. The campaign included posting information about the fee increase to PaintCare's website and manufacturer reporting, sending monthly email notifications to manufacturers, sending mailed notifications to all Washington paint retailers including updated point-of-sale educational materials for consumers, and conversations with paint retailers and corporate contacts.

Beginning in 2024, communications activities in Washington were scaled back due to the financial position of the program. Outreach efforts during the year were limited to distributing point-of-sale print materials and conducting face-to-face outreach. Additional outreach activities included maintaining website resources and social media posting.

The relative amounts of spending dedicated to different outreach activities are summarized in the following table.

RELATIVE SPENDING ON COMMUNICATIONS & OUTREACH ACTIVITIES

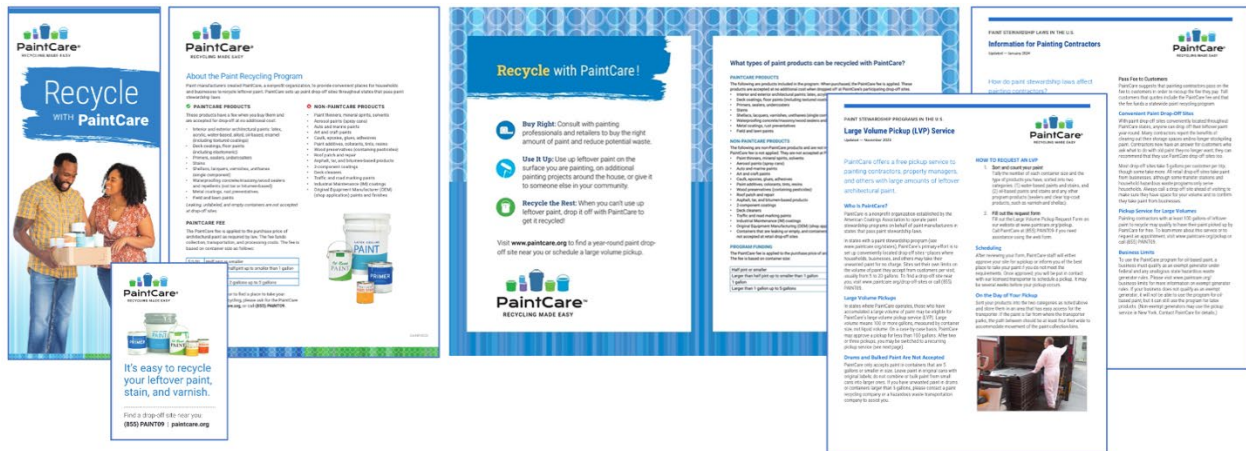
Activity	Percent
Print Materials Distribution	85
Conferences & Memberships	7
Agency Fees	6
Surveys	2
Total	100

A2. Point of Sale Print Materials

PaintCare continued to distribute print materials to retailers for them to make available to consumers to educate them about the PaintCare program. Staff fulfilled requests for materials totaling 136,773 brochures, mini cards, fact sheets, posters, and other materials during the year. Of these, 54,754 fact sheets, brochures, cards, and letters were enclosed in a statewide mailing in October to paint retailers along with a cover letter inform them of the upcoming fee change and to remind them that paint retailers are required by the Washington paint stewardship law to provide paint stewardship information to consumers, and 74,787 fact sheets, brochures, cards, and letters were enclosed in statewide mailings in September and December to paint retailers along with a cover letter to inform them of the upcoming fee change. Program staff also delivered additional materials in person during site visits.

PaintCare provided counter mats to retailers for use in the paint department to reference when customers have questions. The counter mat is popular with retailers and more likely than the poster to be seen by customers while they wait for their paint to be mixed.

Larger versions of the materials shown below are included in the appendix and are available on the PaintCare website.



Brochure, Mini Card, Program Poster, Counter Mat, and Fact Sheets

In October, PaintCare sent 683 postcards to paint retailers informing them of the upcoming fee change.

In October, PaintCare sent letters and fact sheets to 70 paint retailers known to sell paint online. The letter provided a summary of PaintCare program information for retailers and a reminder that online paint sales are included under the paint stewardship law.

A3. Fact Sheets

Several fact sheets are available on PaintCare's website for different target audiences, and printed versions are distributed upon request. Minor updates are made throughout the year. Current versions of the fact sheets on PaintCare's website include:

- How Does the Paint Stewardship Program Affect Paint Retailers?
- How to Become a Retail Drop-Off Site
- About PaintCare Fees
- Information for HHW Programs
- Information for Solid Waste Facilities Including Transfer Stations, Recycling Centers, and Landfills
- Reuse Programs – Compensation and Reporting
- Information about the Large Volume Pickup Service
- Information for Painting Contractors

A4. Website

Most PaintCare advertising and outreach materials direct the public to PaintCare's website for more information and to find a local PaintCare site. The website is easy to navigate and features content on buying the right amount of paint, storage and reuse tips, and recycling. It contains special pages for manufacturers, retailers, contractors, waste facilities, products covered by the program, and the Washington program. PaintCare's website is updated throughout the year. The most frequently visited part of the website is the PaintCare site locator.

There were 95,107 page views of the Washington web page during the year.

PaintCare provides a web page of links to paint calculators from various sources, at www.paintcare.org/paint-calculators. These calculators can be used by households and businesses to help them buy the right amount of paint.

PaintCare maintains a list of locations by state where the public can find recycled-content paint at www.paintcare.org/recycled-paint-stores.

PaintCare’s website also provides a series of video tips about storing paint properly to increase recyclability. The videos are used in social media posts and on PaintCare’s website at www.paintcare.org/store-right.



Example of Storage Tip Video Showing Use of a Paint Key or Paint Can Opener Avoid Damaging Can

In June, September, and December, PaintCare distributed an electronic newsletter to Washington retailers highlighting key program updates. Content included information on drop-off site training resources, the PaintCare fee, the upcoming fee increase, a review of program performance including the number of participating drop-off sites and gallons of paint collected, and sample frequently asked questions to support retailer engagement.

A5. Translations

PaintCare translates program brochures and fact sheets into languages other than English upon requests from paint retailers and other stakeholders. PaintCare has translated its program brochure into Amharic, Arabic, Armenian, Bengali, Cantonese, Farsi, French, Haitian Creole, Hawaiian, Hindi, Hmong, Italian, Japanese, Khmer, Korean, Lao, Mandarin, Polish, Portuguese, Punjabi, Russian, Somali, Spanish, Tagalog, Thai, Turkish, Ukrainian, Vietnamese, and Yiddish. Three widely used fact sheets that provide information about the LVP service, guidance for painting contractors, and the program products list are also available in the 29 languages listed above. PaintCare maintains a Spanish language translation button on its website, making the site fully bilingual. Additionally, live interpretation in Spanish and other languages is available on PaintCare’s telephone hotline by request. PaintCare provides a webpage with information on how to access translations and hotline interpretation, found at www.paintcare.org/language-assistance/.

A6. Signs for Drop-Off Sites

PaintCare provides several signs to drop-off sites to help them educate the public about the program, screen program products, and address any concerns about illegal dumping. Drop-off sites may order the following signs: Program Products (English/Spanish), Program Partner, Combination (program partner with simplified products list), No Dumping, and Please Wait for Assistance.



A7. Press Coverage

PaintCare communicated with local television, print, and digital media outlets to earn press coverage about the program. These efforts led to seven mentions of PaintCare in the following outlets:

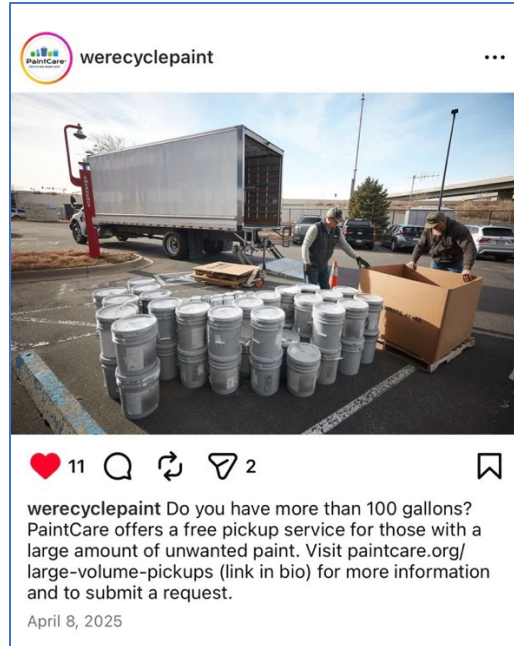
Date	Media Outlet
3/27	Spokane City
4/17	The Chronicle
4/18	The News Tribune
4/18	Yahoo News
5/26	Living Snoqualmie
6/10	The Chronicle
10/11	Lewis County Alerts

A8. Awards

In June, PaintCare received the Corporate Stewardship Excellence Award given by the Product Stewardship Institute. In October, PaintCare received the Platinum Award for Integrated Marketing given by the MarCom international creative competition for the 3 Simple Rules for Painting Smarter promotional campaign.

A9. Social Media

Throughout the year PaintCare maintained its social media presence on sites including Facebook, Instagram, and TikTok and posted messaging to audiences on those platforms. Social media messages included promotion of PaintCare’s three key messages: buy the right amount of paint, use up leftover paint, and recycle the rest with PaintCare.



Instagram Post Promoting the Large Volume Pickup Service

A10. Joint Outreach

PaintCare offers creative and financial support for outreach campaigns conducted by HHWs and government run solid waste facilities that are PaintCare partners. There were no requests for Joint Outreach support this year.

A11. Face-to-Face

To increase program visibility while being mindful of associated costs, PaintCare staff explored several face-to-face activities to reach a broad audience. In addition to events geared toward painting professionals, staff attended several community fairs, property management conferences, and similar events.

PaintCare staff attended the following face-to-face activities:

Date	Event	Activity
2/3-2/7	Painting Contractors Association (PCA) Annual Expo	Exhibitor, table/booth
3/3-3/6	Finishing Contractors Association (FCA) Signatory Contractors' Conference	Exhibitor, table/booth
4/8-4/10	Northwest North American Hazardous Materials Management Conference	Attended sessions, Presenter
4/15-4/17	Habitat for Humanity (H4H) 2025 Western Region Conference	Exhibitor, table/booth
5/5-5/8	National Waste and Recycling Association (NWRA) WasteExpo	Exhibitor, table/booth
6/3-6/5	Product Stewardship Institute (PSI) Forum Conference	Exhibitor, table/booth
6/17-6/19	National Association of Minority Contractors (NAMC) Annual Conference	Exhibitor, table/booth
8/4-8/6	Build Reuse Decon and Reuse '25	Exhibitor, table/booth
8/12-8/14	Ace Hardware Fall Convention	Exhibitor, table/booth
9/21-9/25	North American Hazardous Materials Management Association (NAHMMA) Annual Conference	Exhibitor, table/booth
10/5-10/8	Commercial Painting Industry Association (CPIA) Conference	Attended sessions
10/9	Spanish Language special class series at Washington State University	Speaker
11/12-11/15	Solid Waste Association of North America (SWANA) RCon Expo	Exhibitor, table/booth
11/14-11/16	National Association of Realtors (NAR) Annual Conference and Expo	Exhibitor, table/booth
11/30-12/3	Habitat for Humanity (H4H) ReStore Conference	Exhibitor, table/booth



PaintCare Staff Exhibiting at Safety Day Snohomish County

Calendario del Curso Promotores del Medio Ambiente

Clases los sábados, 9:30 AM - 12:15 PM | Ubicación: WSU Everett
 Enlace de Zoom: <https://wsu.zoom.us/j/99239696303?from=addon>

27 DE SEPTIEMBRE - CLASE <ul style="list-style-type: none"> 9:30 AM Jesika Ardila (Instructora Principal) <ul style="list-style-type: none"> Introducción a la clase y dinámica rompehielo 10:30 AM Isabel Carrera (front and center) <ul style="list-style-type: none"> Justicia Ambiental y de Residuos 11:30 AM Pausa 11:40 AM Lola Sandoval <ul style="list-style-type: none"> Residuos Peligrosos del Hogar Taller: Limpieza más ecológica 12:10 PM Inscripción para recorridos de campo 	3 DE OCTUBRE - VISITA DE CAMPO <ul style="list-style-type: none"> Airport Road Recycling & Transfer Station <ul style="list-style-type: none"> 10 AM - 11 AM 10700 Minuteman Dr, Everett, WA 98204 	4 DE OCTUBRE - CLASE Y TOUR OPCIONAL <ul style="list-style-type: none"> 9:30 AM Constanza Gomez (Sortile.co) <ul style="list-style-type: none"> Contaminación textil Pa 10:00 AM Jesika <ul style="list-style-type: none"> Actividad 10:45 AM Pausa 11:00 AM Sebastian Gregui (GREGUI) <ul style="list-style-type: none"> RAEE 11:45 AM Introducción al Proyecto Final 12:50 PM Tour opcional de Sharing Wheels (2531 Broadway, Everett, WA 98201) 	9 DE OCTUBRE - VISITA DE CAMPO <ul style="list-style-type: none"> Recology King County MRF <ul style="list-style-type: none"> 9:40 AM-11:30 AM 7 S Idaho St, Seattle, WA 98134 CUÁNDO LLEGAR <ul style="list-style-type: none"> Por favor, llega 10 minutos antes. Nuestro guía nos esperará frente al edificio. No se podrá acceder ante ni despues de la hora asignada.
11 DE OCTUBRE - CLASE <ul style="list-style-type: none"> 9:30 AM Jesika Ardila <ul style="list-style-type: none"> Encuentro en WSU Everett Video sobre la moda ultra-rápida Psicología de la moda rápida 10:30 AM Bastían Barria (ONG Desierto Vestido) <ul style="list-style-type: none"> Contaminación textil Parte 2 11:00 AM Pausa 11:10 AM Silvina Ibañez (Cielos Recyclina) 11:40 AM Actividad 12:00 PM Entrega de ideas para el Proyecto Final 	18 DE OCTUBRE - SOLO CLASE POR ZOOM <ul style="list-style-type: none"> 9:30 AM Cesar Barajas (PaintCare) <ul style="list-style-type: none"> El reciclaje de restos de pintura 10:00 AM Jesika Ardila <ul style="list-style-type: none"> Reciclaje para las fiestas 10:30 AM Andrea Ramirez <ul style="list-style-type: none"> Zero Waste Washington 11:30 AM Recorrido virtual 	25 DE OCTUBRE - CLASE Y TOUR DE GOODWILL <ul style="list-style-type: none"> 9:30 AM - 10:15 Christine Haun (E-Cycle Washington) <ul style="list-style-type: none"> Encuentro en GoodWill Job Training and Education Center (210 SW Everett Mall Way Ste D, Everett, Wa 98204) 10:30 AM Felisa Garcia (L.E.T.I.) <ul style="list-style-type: none"> Salud mental y moda rápida Lluvia de ideas para Proyecto Final 	1 de noviembre - GRADUACIÓN <ul style="list-style-type: none"> 11:00 AM Jesika Ardila <ul style="list-style-type: none"> Examen de conocimientos (post-test) Evaluación del curso 12:00 AM Presentaciones del Proyecto Final 2:00 PM Entrega de certificados <ul style="list-style-type: none"> Inscripción para actividades de difusión

Washington State University Presentation - Spanish Language Class Series

B. AWARENESS SURVEY

In September and October, PaintCare ran its annual public awareness survey to measure the effectiveness of its outreach activities with the assistance of market research firm KB Insights. KB Insights analyzed all survey data to help PaintCare better understand trends and guide future outreach targeting. Data from all PaintCare programs were included in the analysis, providing comparison results between paint stewardship programs throughout the nation.

Following are some highlights from the survey results:

- 250 surveys were completed by Washington residents, allowing 90% confidence in the accuracy of the measured results for the population within +/-5%.
- Over half of respondents (54%) purchased paint in the last year. Of those, 39% reported taking measurements in order to purchase the right amount of paint and 35% reported seeking help from paint retail staff to purchase the right amount.
- 77% of respondents said they were “extremely likely” or “likely” to drop off paint for recycling the next time they have leftover paint to dispose of.
- 58% of end-consumers who had purchased paint in the last year were aware that paint can be recycled, of available drop-off opportunities in the state, or both.

The full report for this year’s awareness survey for all PaintCare programs is included in the appendix.

Section 5. 2026 and Future

Annual Report Statutory Citation

Subdivision 1 of Section 70A.515.080 requires PaintCare to submit an annual report that includes, in relevant part:

(j) An evaluation of the effectiveness of the paint stewardship program from year to year, and anticipated steps, if needed, to improve performance throughout the state.

This section of the annual report describes activities or plans for the program that have happened since December 31, 2025, or are being planned, and evaluates the effectiveness of the paint stewardship program.

A. OPERATIONS

The new fee structure began on January 1, 2026 (\$0.65, \$1.45, \$2.75). PaintCare will continue to evaluate the reserve level following implementation of the new fee structure to ensure the program's long-term financial health.

B. DROP-OFF SITES AND SERVICES

Since the end of 2025, PaintCare staff have continued to recruit sites in underserved urban areas. At publication of this report, staff successfully recruited enough sites in the Seattle-Tacoma urban area to meet the convenience criteria. PaintCare will continue to recruit additional sites in urban areas and throughout the state to increase the number of drop-off opportunities available to the public.

C. COMMUNICATIONS

PaintCare plans to continue promoting paint recycling opportunities to Washington households and businesses. Staff also plan to explore new opportunities to promote the program at community events such as festivals, environmental fairs, and local state conferences.

D. EVALUATION OF THE PROGRAM

The PaintCare program continues to be effective. At the end of 2025, the program offered 290 year-round paint drop-off sites throughout Washington with 97.9% of Washington residents living within 15 miles of a drop-off site. In 2025, the program collected 1,061,821 gallons of postconsumer paint with a recovery rate of 7.8%.

Appendix A

WASHINGTON PAINTCARE SITES IN 2025

Sites with 0 gallons did not have paint picked up during the reporting year.

<u>City/Town</u>	<u>Site Name</u>	<u>Address</u>	<u>Type</u>	<u>Gallons</u>
1. Year-Round Sites				842,400
Adams County (3)				1,251
Othello	Othello Ace Hardware	420 E Main St	Retail	455
Othello	Bruce Transfer Station - Adams County	504 S Lucy Rd	HHW Facility	460
Ritzville	Ritzville Transfer Station - Adams County	1803 E Danekas Rd	HHW Facility	336
Asotin County (1)				2,360
Clarkston	Asotin County Landfill	2901 6th Ave	HHW Facility	2,360
Benton County (8)				13,633
Kennewick	Rodda Paint	501 N Quay St	Retail	1,132
Kennewick	Sherwin-Williams	2518 W Kennewick Ave	Retail	2,019
Kennewick	Sherwin-Williams	3936 W Clearwater Ave	Retail	1,860
Kennewick	Miller Paint	8818 W Victoria St	Retail	739
Kennewick	Benton County MRW	1709 S Ely St	HHW Facility	1,805
Prosser	BJ Paint & Carpet	1206 Stacy Ave	Retail	227
Richland	Sherwin-Williams	2100 Keene Rd	Retail	3,768
Richland	Habitat for Humanity Restore	309 Wellsain Way	Reuse Store	2,081
Chelan County (5)				11,967
Cashmere	Eastside Rebuild	101 Railroad Ave	Reuse Store	108
Wenatchee	Sherwin-Williams	1505 N Miller St	Retail	1,846
Wenatchee	Sherwin-Williams	1544 N Wenatchee Ave	Retail	2,116
Wenatchee	Rodda Paint	1544 N Wenatchee Ave	Retail	1,144
Wenatchee	Chelan County MRW Facility	3612 US Hwy 97A	HHW Facility	6,753
Clallam County (5)				6,117
Port Angeles	Hartnagel Building Supply	3111 E Hwy 101	Retail	1,641

WASHINGTON PAINTCARE SITES IN 2025

Sites with 0 gallons did not have paint picked up during the reporting year.

<u>City/Town</u>	<u>Site Name</u>	<u>Address</u>	<u>Type</u>	<u>Gallons</u>
Sequim	Rodda Paint	271 S 7th Ave	Retail	1,495
Sequim	Sherwin-Williams	1400 W Washington St	Retail	2,020
Sequim	Around Again	22 Gilbert Rd	Reuse Store	962
Sequim	Sequim Ace Hardware	232 Valley Center Pl	Retail	
Clark County (28)				81,828
Amboy	Amboy Hardware & General Store	40600 NE 221st Ave	Retail	218
Battle Ground	Battle Ground Ace Hardware	1605 W Main St	Retail	488
Battle Ground	Sherwin-Williams	1808 W Main St	Retail	1,641
Battle Ground	Miller Paint	2312 W Main St	Retail	293
Ridgefield	Parr Lumber	1111 S Timm Rd	Retail	269
Ridgefield	Rodda Paint	17701 NE Delfel Rd	Retail	1,098
Vancouver	Miller Paint	14300 NE 20th Ave	Retail	2,581
Vancouver	Miller Paint	111 NE 164th Ave	Retail	2,550
Vancouver	Rodda Paint	7723 NE Fourth Plain Blvd	Retail	2,587
Vancouver	Sherwin-Williams	2200 NE Andresen Rd	Retail	2,811
Vancouver	Sherwin-Williams	16200 SE 15th St	Retail	2,808
Vancouver	Sherwin-Williams	6307 NE Hwy 99	Retail	2,377
Vancouver	Miller Paint	11717 NE 78th Way	Retail	2,151
Vancouver	Parkrose Hardware	16509 SE 1st St	Retail	368
Vancouver	Salmon Creek Ace Hardware	13009 NE Hwy 99	Retail	
Vancouver	Central Transfer & Recycling Center	11034 NE 117th Ave	HHW Facility	28,242
Vancouver	West Van Materials Recovery Center	6601 NW Old Lower River Rd	HHW Facility	11,423
Vancouver	Habitat ReStore Evergreen Central	10811 SE 2nd St	Reuse Store	2,187
Vancouver	Sherwin-Williams	504 NE 139th St	Retail	2,371
Vancouver	Sherwin-Williams	6300 NE St James Rd	Retail	2,915
Vancouver	Sherwin-Williams	301 NE 192nd Ave	Retail	2,208

WASHINGTON PAINTCARE SITES IN 2025

Sites with 0 gallons did not have paint picked up during the reporting year.

<u>City/Town</u>	<u>Site Name</u>	<u>Address</u>	<u>Type</u>	<u>Gallons</u>
Vancouver	Parkrose Hardware	8002 NE 6th Ave	Retail	596
Vancouver	Parkrose Hardware	8000 E Mill Plain Blvd	Retail	400
Vancouver	Sherwin-Williams	9920 NE 117th Ave	Retail	2,470
Vancouver	Mallory Paint Store	10501 NE Hwy 99	Retail	186
Vancouver	Habitat ReStore Evergreen West	3200 NE 52nd St	Reuse Store	167
Washougal	Washougal Hardware	1822 Main St	Retail	319
Washougal	Washougal Transfer Station	4020 S Grant St	HHW Facility	6,105
Cowlitz County (4)				12,480
Longview	Rodda Paint	541 California Way	Retail	462
Longview	Sherwin-Williams	1110 Ocean Beach Hwy	Retail	995
Longview	Waste Control HazWaste Facility	1150 3rd Ave	HHW Facility	10,624
Woodland	Woodland Ace Hardware	1355 Lewis River Rd	Retail	399
Douglas County (4)				612
Bridgeport	Bridgeport Community Recycling Center	1007 Fairview Ave	Recycling Center	
East Wenatchee	Zacher Processing Center	6114 Batterman Rd	Recycling Center	612
Rock Island	Rock Island Community Recycling Center	23 S Garden Ave	Recycling Center	
Waterville	Waterville Community Recycling Center	510 N Chelan Ave	Recycling Center	
Ferry County (1)				237
Republic	Torboy Transfer Station	105 Torboy Dump Rd	Transfer Station	237
Franklin County (2)				1,102
Connell	Connell Ace Hardware	250 E Hawthorne St	Retail	
Pasco	Sherwin-Williams	5109 Rd 68 Ste C	Retail	1,102
Grant County (2)				1,646
Moses Lake	Sherwin-Williams	208 W Valley Rd	Retail	578

WASHINGTON PAINTCARE SITES IN 2025

Sites with 0 gallons did not have paint picked up during the reporting year.

<u>City/Town</u>	<u>Site Name</u>	<u>Address</u>	<u>Type</u>	<u>Gallons</u>
Moses Lake	Sherwin-Williams	1550 E Yonezawa Blvd	Retail	1,068
Grays Harbor County (6)				8,861
Aberdeen	Dennis Company Ace	220 N Boone St	Retail	145
Aberdeen	Sherwin-Williams	512 W Market St	Retail	754
Elma	Dennis Company Ace	115 S 4th St	Retail	235
Montesano	Dennis Company Ace	413 W Pioneer Ave	Retail	200
Montesano	Grays Harbor Transfer Station	29 Gavett Ln	HHW Facility	7,028
Ocean Shores	Buck Electric Ace Hardware	641 Point Brown Ave NW	Retail	499
Island County (4)				14,334
Camano Island	Camano Plaza Ace Hardware	370 NE Camano Dr	Retail	2,413
Coupeville	Coupeville Solid Waste Complex MRW	20018 SR 20	HHW Facility	11,291
Freeland	Habitat Restore Island County	1592 Main St	Reuse Store	437
Oak Harbor	Habitat Restore Oak Harbor	290 SE Pioneer Way	Reuse Store	191
Jefferson County (1)				1,462
Port Townsend	Mallory Paint Store	315 Decatur St	Retail	1,462
King County (73)				246,234
Auburn	Sherwin-Williams	4210 B St NW	Retail	2,685
Auburn	Sherwin-Williams	1921 Auburn Way N	Retail	2,539
Auburn	The Outlet Collection Auburn Wastemobile	1101 Outlet Collection Way	HHW Event	1,957
Auburn	Habitat Restore Auburn	1407 Auburn Way S	Reuse Store	1,684
Auburn	Rodda Paint	1501 15th St NW	Retail	1,262
Bellevue	Habitat Restore Bellevue	13500 Bel Red Rd	Reuse Store	1,821
Bellevue	Rodda Paint	1900 132nd Ave NE	Retail	2,320
Bellevue	Sherwin-Williams	14603 NE 20th St	Retail	5,457
Bellevue	Factoria HHW Collection Facility	13800 SE 32nd St	HHW Facility	3,171

WASHINGTON PAINTCARE SITES IN 2025

Sites with 0 gallons did not have paint picked up during the reporting year.

<u>City/Town</u>	<u>Site Name</u>	<u>Address</u>	<u>Type</u>	<u>Gallons</u>
Bellevue	Sherwin-Williams	13205 SE 30th St	Retail	11,415
Bellevue	Mallory Paint Store	12021 Northup Way	Retail	4,200
Burien	Miller Paint	636 SW 152nd St	Retail	2,057
Burien	Sherwin-Williams	15833 1st Ave S	Retail	7,672
Covington	Sherwin-Williams	17709 SE 272nd St	Retail	7,136
Covington	Mallory Paint Store	16929 SE 270th PI	Retail	773
Covington	Rodda Paint	27623 Covington Way SE	Retail	1,067
Federal Way	Northshore Ace Hardware	35419 21st Ave SW	Retail	1,422
Federal Way	Sherwin-Williams	32818 Pacific Hwy S	Retail	7,692
Federal Way	Mallory Paint Store	31853 Pacific Hwy S	Retail	1,483
Issaquah	Mallory Paint Store	145 NW Gilman Blvd	Retail	3,482
Issaquah	Sherwin-Williams	710 NW Gilman Blvd	Retail	3,119
Issaquah	Sherwin-Williams	5625 221st PI SE	Retail	3,426
Kenmore	Sherwin-Williams	6410 NE Bothell Way	Retail	3,620
Kent	McLendon Hardware	23662 104th Ave SE	Retail	1,452
Kent	Sherwin-Williams	25934 104th Ave SE	Retail	3,508
Kent	Sherwin-Williams	25444 Pacific Hwy S	Retail	2,471
Kirkland	Mallory Paint Store	12620 NE 85th St	Retail	4,051
Kirkland	Sherwin-Williams	12731 NE 124th St	Retail	502
Kirkland	Ace Hardware of Kirkland	6613 132nd Ave NE	Retail	1,578
Kirkland	Sherwin-Williams	10609 NE 68th St	Retail	4,362
Kirkland	Miller Paint	11730 118th Ave NE	Retail	5,564
Lake Forest Park	Ace Hardware of Lake Forest Park	17171 Bothell Way NE	Retail	4,304
Maple Valley	Sherwin-Williams	27012 Maple Valley Black Diamond Rd	Retail	2,865
North Bend	Ace Hardware of North Bend	330 Main Ave S	Retail	3,635
Redmond	Sherwin-Williams	15340 NE 92nd St	Retail	5,758
Renton	Fairwood Ace Hardware	14100 SE Petrovitsky Rd	Retail	2,535

WASHINGTON PAINTCARE SITES IN 2025

Sites with 0 gallons did not have paint picked up during the reporting year.

<u>City/Town</u>	<u>Site Name</u>	<u>Address</u>	<u>Type</u>	<u>Gallons</u>
Renton	Highlands Ace Hardware	4601 NE Sunset Blvd	Retail	2,502
Renton	Sherwin-Williams	206 Wells Ave S	Retail	2,499
Renton	McLendon Hardware	440 Rainier Ave S	Retail	2,971
Renton	Sherwin-Williams	4500 NE Sunset Blvd	Retail	2,871
Renton	Rodda Paint	1120 SW 16th St	Retail	1,345
Sammamish	Sherwin-Williams	3000 Issaquah Pine Lake Rd SE	Retail	4,608
Sammamish	Mallory Paint Store	612 228th Ave NE	Retail	3,534
Seattle	Mallory Paint Store	1546 NW Leary Way	Retail	553
Seattle	Tweedy and Popp Hardware at Crown Hill	9000 Holman Rd NW	Retail	2,152
Seattle	Greenwood True Value Hardware	7201 Greenwood Ave N	Retail	1,955
Seattle	Mallory Paint Store	1106 N 80th St	Retail	5,709
Seattle	Mallory Paint Store	2933 4th Ave S	Retail	6,012
Seattle	Miller Paint	6101 Airport Way S	Retail	5,717
Seattle	Sherwin-Williams	2924 4th Ave S	Retail	9,131
Seattle	Sherwin-Williams	10342 Aurora Ave N	Retail	2,960
Seattle	Rodda Paint	3838 4th Ave S	Retail	3,431
Seattle	Sherwin-Williams	8824 Rainier Ave S	Retail	3,201
Seattle	Sherwin-Williams	2940 6th Ave S	Retail	1,020
Seattle	Sherwin-Williams	1436 NW Leary Way	Retail	6,562
Seattle	McLendon Hardware	10210 16th Ave SW	Retail	4,182
Seattle	Tweedy and Popp Hardware at Wallingford	1815 N 45th St	Retail	3,824
Seattle	South Seattle HHW Collection Facility	8100 2nd Ave S	HHW Facility	564
Seattle	North Seattle HHW Collection Facility	12550 Stone Ave N	HHW Facility	2,288
Seattle	Sherwin-Williams	2500 15th Ave W	Retail	2,737
Seattle	Sherwin-Williams	7305 Delridge Way SW	Retail	6,606
Seattle	Sherwin-Williams	13318 Lake City Way NE	Retail	2,698

WASHINGTON PAINTCARE SITES IN 2025

Sites with 0 gallons did not have paint picked up during the reporting year.

<u>City/Town</u>	<u>Site Name</u>	<u>Address</u>	<u>Type</u>	<u>Gallons</u>
Seattle	Rodda Paint	7906 Aurora Ave N	Retail	3,028
Seattle	The Paint Laboratory	2405 10th Ave E	Retail	2,126
Seattle	Home Builders Center	1110 W Nickerson St	Retail	917
Seattle	Tweedy and Popp Hardware at UW	4731 University Way NE	Retail	185
Shoreline	Sherwin-Williams	15242 Aurora Ave N	Retail	9,291
Tukwila	Sherwin-Williams	16650 W Valley Hwy	Retail	2,064
Tukwila	Habitat Restore Southcenter	1185 Andover Park W	Reuse Store	1,727
Tukwila	Mallory Paint Store	339 Tukwila Pkwy	Retail	2,307
Vashon	Vashon Ace Hardware	9750 SW Bank Rd	Retail	1,809
Woodinville	Mallory Paint Store	17823 131st Ave NE	Retail	1,521
Woodinville	McLendon Hardware	17705 130th Ave NE	Retail	5,581
Kitsap County (8)				40,684
Bainbridge Island	Mallory Paint Store	937 Hildebrand Ln NE	Retail	2,086
Bremerton	Kitsap County HHW Collection Facility	5551 SW Imperial Way	HHW Facility	27,385
Bremerton	Mallory Paint Store	5373 Auto Center Way	Retail	941
Bremerton	Habitat for Humanity of Kitsap County	3451 Wheaton Way	Reuse Store	399
Port Orchard	Sherwin-Williams	1382 SE Lund Ave	Retail	2,311
Poulsbo	Mallory Paint Store	20530 Viking Way NW	Retail	1,688
Poulsbo	Sherwin-Williams	18836 State Hwy 305 NE	Retail	3,263
Silverdale	Miller Paint	9621 Mickelberry Rd NW	Retail	2,611
Kittitas County (4)				4,458
Cle Elum	Cle Elum Transfer Station	50 Number 5 Mine Rd	Transfer Station	278
Ellensburg	Habitat ReStore Kittitas	212 S Railroad Ave	Reuse Store	228
Ellensburg	Kittitas County MRW Facility	925 Industrial Way	HHW Facility	1,131
Ellensburg	Sherwin-Williams	710 N Chestnut	Retail	2,821

WASHINGTON PAINTCARE SITES IN 2025

Sites with 0 gallons did not have paint picked up during the reporting year.

<u>City/Town</u>	<u>Site Name</u>	<u>Address</u>	<u>Type</u>	<u>Gallons</u>
Klickitat County (3)				2,320
Dallesport	Dallesport Transfer Station	136 Tidyman Rd	HHW Facility	565
Goldendale	Goldendale Transfer Station	1205 W Broadway St	HHW Facility	707
White Salmon	BZ Corners Drop Box Facility	5 Fir Tree Rd	HHW Facility	1,047
Lewis County (5)				6,509
Centralia	Lincoln Creek Lumber Ace Hardware	1621 Harrison Ave	Retail	1,124
Chehalis	Market Street Ace Hardware	771 S Market Blvd	Retail	969
Chehalis	Palmer Lumber Co	370 NW State Ave	Retail	628
Chehalis	Rodda Paint	920 NW State Ave	Retail	2,758
Mossyrock	Mossyrock Hardware	249 E State St	Retail	1,030
Lincoln County (1)				845
Davenport	Lincoln County Transfer Station	34735 SR 2 East	HHW Facility	845
Okanogan County (5)				3,000
Okanogan	Okanogan County MRW Facility	241 B and O North Rd	HHW Facility	2,339
Tonasket	Lee Frank Mercantile	324 S Whitcomb Ave	Retail	
Twisp	Twisp Transfer Station	12 Airport Rd	HHW Facility	
Twisp	Methow Recycles	12 Twisp Airport Rd	Reuse Store	390
Winthrop	Winthrop Ace Hardware	920 Hwy 20 S	Retail	271
Pacific County (3)				1,798
Long Beach	Dennis Company Ace	201 Pacific Ave N	Retail	564
Raymond	Dennis Company Ace	146 5th St	Retail	1,007
South Bend	Buds Lumber & Electric	220 W Robert Bush Dr	Retail	227
Pend Oreille County (2)				998
Ione	Ione Transfer Station	1712 Sullivan Lake Rd	Transfer Station	294

WASHINGTON PAINTCARE SITES IN 2025

Sites with 0 gallons did not have paint picked up during the reporting year.

<u>City/Town</u>	<u>Site Name</u>	<u>Address</u>	<u>Type</u>	<u>Gallons</u>
Newport	Deer Valley Transfer Station	9494 Deer Valley Rd	HHW Facility	705
Pierce County (26)				124,958
Bonney Lake	Sherwin-Williams	21507 SR 410 E	Retail	4,884
Fife	GDB International	2505 Frank Albert Rd E	Paint Recycler	
Gig Harbor	Rodda Paint	4909 33rd Ave Ct NW	Retail	4,373
Graham	Graham Ace Hardware	9807 224th St E	Retail	544
Lakewood	Rodda Paint	2510 S 84th St	Retail	1,581
Lakewood	Habitat ReStore Lakewood	11605 Bridgeport Way SW	Reuse Store	1,617
Milton	Sherwin-Williams	2600 Milton Way	Retail	2,792
Milton	Milton Ace	2800 Milton Way	Retail	393
Puyallup	Sherwin-Williams	10109 128th St E	Retail	1,990
Puyallup	Sherwin-Williams	12314 Meridian E	Retail	921
Puyallup	McLendon Hardware	11307 Canyon Rd E	Retail	1,342
Puyallup	Hidden Valley Transfer Station	17925 Meridian Ave E	HHW Facility	19,708
Puyallup	Habitat ReStore Puyallup	1329 E Main Ave	Reuse Store	1,855
South Hill	Miller Paint	14207 Meridian E	Retail	2,219
South Hill	Sherwin Williams	17810 Canyon Rd E	Retail	931
Sumner	McLendon Hardware	1111 Fryar Ave	Retail	1,756
Sumner	GreenSheen Paint	1907 Fryar Ave	Paint Recycler	51,029
Tacoma	Habitat ReStore Tacoma	4824 S Tacoma Way	Reuse Store	4,130
Tacoma	Mallory Paint Store	2520 S 38th St	Retail	513
Tacoma	Miller Paint	5252 S Washington St	Retail	2,611
Tacoma	Sherwin-Williams	3814 S Cedar St	Retail	5,311
Tacoma	Sherwin-Williams	4806 Center St	Retail	7,934
Tacoma	McLendon Hardware	1015 N Pearl St	Retail	2,725
Tacoma	Sherwin-Williams	6111 Tacoma Mall Blvd	Retail	1,556

WASHINGTON PAINTCARE SITES IN 2025

Sites with 0 gallons did not have paint picked up during the reporting year.

<u>City/Town</u>	<u>Site Name</u>	<u>Address</u>	<u>Type</u>	<u>Gallons</u>
Tacoma	ACTenviro	2923 South J St	Environmental Services	612
Tacoma	Habitat ReStore Spanaway	15801 Pacific Ave S	Reuse Store	1,632
San Juan County (4)				3,532
Eastsound	Orcas Transfer Station	3398 Orcas Rd	Transfer Station	1,472
Friday Harbor	Friday Harbor Ace Hardware	340 Argyle Ave	Retail	759
Friday Harbor	San Juan Transfer Station	212 Sutton Rd	Transfer Station	895
Lopez Island	Lopez Solid Waste Facility	2419 Fisherman Bay Rd	Transfer Station	407
Skagit County (6)				21,732
Anacortes	Ace Hardware of Anacortes	1720 Q Ave	Retail	1,165
Burlington	Rodda Paint	1043 Goldenrod Rd	Retail	725
Burlington	Sherwin Williams	914 S Burlington Blvd	Retail	2,716
Mount Vernon	Sherwin-Williams	1526 Riverside Dr	Retail	2,295
Mount Vernon	Stocktons Paint	1515 Fwy Dr	Retail	910
Mount Vernon	Skagit County Recycling and Transfer Station	14104 Ovenell Rd	HHW Facility	13,921
Snohomish County (28)				84,268
Arlington	Sherwin-Williams	3707 172nd St NE	Retail	5,753
Bothell	Sherwin-Williams	20619 Bothell Everett Hwy	Retail	4,662
Edmonds	Sherwin-Williams	22804 100th Ave W	Retail	4,359
Edmonds	Mallory Paint Store	7711 Lake Ballinger Way	Retail	3,826
Everett	Evergreen Way Ace Hardware	4835 Evergreen Way	Retail	52
Everett	Rodda Paint	7825 Evergreen Way	Retail	2,892
Everett	Sherwin-Williams	2115 Pacific Ave	Retail	6,724
Everett	Sherwin-Williams	1606 SE Everett Mall Way	Retail	2,105
Everett	Snohomish County HHW Facility	3434 McDougall Ave	HHW Facility	
Everett	Mallory Paint Store	12 SW Everett Mall Way	Retail	1,536

WASHINGTON PAINTCARE SITES IN 2025

Sites with 0 gallons did not have paint picked up during the reporting year.

<u>City/Town</u>	<u>Site Name</u>	<u>Address</u>	<u>Type</u>	<u>Gallons</u>
Everett	Miller Paint	121 SE Everett Mall Way	Retail	161
Lake Stevens	Sherwin-Williams	303 91st Ave NE	Retail	773
Lynnwood	Mallory Paint Store	3225 Alderwood Mall	Retail	1,367
Lynnwood	Miller Paint	5009 196th St SW	Retail	3,777
Lynnwood	Sherwin-Williams	4201 196th St SW	Retail	13,021
Lynnwood	Lynnwood Ace Hardware	19719 Hwy 99	Retail	1,013
Marysville	Painter's Alley	1717 Grove St	Retail	2,655
Marysville	Sherwin-Williams	1105 State Ave	Retail	6,043
Monroe	Mallory Paint Store	19829 SR2	Retail	1,963
Mukilteo	Mukilteo Ace Hardware	12680 Mukilteo Speedway	Retail	1,832
Mukilteo	Sherwin-Williams	12502 Mukilteo Speedway	Retail	2,339
Mukilteo	Sherwin-Williams	12122 Mukilteo Speedway	Retail	4,416
Mukilteo	Mallory Paint Store	11815 Mukilteo Speedway	Retail	641
Snohomish	Clearview True Value Hardware	16510 WA 9	Retail	4,612
Snohomish	Sherwin-Williams	602 2nd St	Retail	4,320
Snohomish	Mallory Paint Store	723 Ave D	Retail	1,317
Stanwood	Stanwood Ace Hardware	26477 72nd Ave NW	Retail	
Stanwood	Sherwin-Williams	26902 92nd Ave NW Unit E	Retail	2,110

Spokane County (16)

55,402

Colbert	North County Transfer Station	22123 N Elk-Chattaroy Rd	HHW Facility	11,837
Spokane	Setys Ace Hardware Wandermere	12908 N Hwy 395	Retail	53
Spokane	Miller Paint	7 E 3rd St	Retail	1,990
Spokane	Rodda Paint	106 E Francis Ave	Retail	1,491
Spokane	Sherwin-Williams	3200 E Trent Ave	Retail	1,508
Spokane	Sherwin-Williams	7102 N Division St	Retail	1,569
Spokane	Sherwin-Williams	503 N Pines Rd	Retail	1,191
Spokane	Valley Transfer Station	3941 N Sullivan Rd	HHW Facility	12,414

WASHINGTON PAINTCARE SITES IN 2025

Sites with 0 gallons did not have paint picked up during the reporting year.

<u>City/Town</u>	<u>Site Name</u>	<u>Address</u>	<u>Type</u>	<u>Gallons</u>
Spokane	Spokane Waste-to-Energy Facility	2900 S Geiger Blvd	HHW Facility	9,964
Spokane	Sherwin-Williams	9412 N Newport Hwy	Retail	1,066
Spokane	Mallory Paint Store	512 W Indiana Ave	Retail	927
Spokane	Miller Paint	7228 N Division St	Retail	1,631
Spokane Valley	Sherwin-Williams	328 N Sullivan Rd	Retail	1,865
Spokane Valley	Sunshine Disposal & Recycling	2405 N University Rd	HHW Facility	5,319
Spokane Valley	Rodda Paint	409 N Thierman Rd	Retail	2,192
Spokane Valley	Mallory Paint Store	6818 E Sprague Ave	Retail	384
Stevens County (2)				487
Chewelah	Setys Ace Hardware	301 E Main Ave	Retail	
Kettle Falls	Stevens County Landfill	1257 Landfill Rd	HHW Facility	487
Thurston County (8)				38,666
Lacey	HazoHouse - Thurston County Waste & Recovery Center	2420 Hogum Bay Rd NE	HHW Facility	24,479
Lacey	Sherwin-Williams	8100 Freedom Ln NE	Retail	2,027
Lacey	Mallory Paint Store	4402 Martin Way E	Retail	1,131
Olympia	Miller Paint	3740 Martin Way E	Retail	2,341
Olympia	Olympia Ace Hardware	400 Cooper Point Rd SW	Retail	845
Olympia	Habitat Restore South Puget Sound	400 Cooper Point Rd SW	Reuse Store	2,370
Olympia	Sherwin-Williams	1306 Fones Rd SE	Retail	4,707
Yelm	Jerrys Color Center	401 Creek St SE	Retail	767
Walla Walla County (4)				4,370
Walla Walla	Rodda Paint	705 W Rose St	Retail	491
Walla Walla	Sherwin-Williams	813 W Poplar St	Retail	1,566
Walla Walla	Sudbury Regional Landfill	414 Landfill Rd	HHW Facility	2,234
Walla Walla	Builders ReSupply Store	551 Lockheed Ave	Reuse Store	79

WASHINGTON PAINTCARE SITES IN 2025

Sites with 0 gallons did not have paint picked up during the reporting year.

<u>City/Town</u>	<u>Site Name</u>	<u>Address</u>	<u>Type</u>	<u>Gallons</u>
Whatcom County (9)				28,966
Bellingham	Rodda Paint	747 Ohio St	Retail	1,969
Bellingham	Sherwin-Williams	1401 N State St	Retail	7,089
Bellingham	Stocktons Paint	1413 Railroad Ave	Retail	947
Bellingham	Whatcom County Disposal of Toxics Facility	3505 Airport Dr	HHW Facility	15,822
Bellingham	Habitat for Humanity Restore	1825 Cornwall Ave	Reuse Store	391
Blaine	Pacific Building Center & True Value Hardware	2677 Bell Rd	Retail	941
Ferndale	Ferndale Ace Hardware	5715 4th Ave	Retail	199
Lynden	Terrys Paints	176 Birch Bay-Lynden Rd	Retail	1,071
Lynden	Sherwin Williams	8110 Guide Meridian Rd	Retail	537
Whitman County (2)				4,515
Pullman	Whitman County Solid Waste Site	252 Landfill Rd	HHW Facility	3,157
Pullman	Sherwin-Williams	1217 S Grand Ave	Retail	1,358
Yakima County (7)				10,768
Union Gap	Sherwin-Williams	1253 Market St	Retail	589
Yakima	Rodda Paint	925 S 1st St	Retail	347
Yakima	Sherwin-Williams	1230 S 1st St	Retail	748
Yakima	Terrace Heights Transfer Station	7151 Roza Hill Dr	HHW Facility	8,761
Yakima	Sherwin-Williams	6410 W Nob Hill Blvd	Retail	220
Yakima	Standard Paint & Flooring	409 W Yakima Ave	Retail	103
Zillah	Cheyne Transfer Station	4970 Cheyne Rd	Transfer Station	

WASHINGTON PAINTCARE SITES IN 2025

Sites with 0 gallons did not have paint picked up during the reporting year.

<u>City/Town</u>	<u>Site Name</u>	<u>Address</u>	<u>Type</u>	<u>Gallons</u>
2. Supplemental Sites				118,408
Clark County (5)				3,489
Battle Ground	Rodda Paint	809 SE 2nd St	Retail	238
La Center	La Center Middle School	2001 NE Lockwood Creek Rd	HHW Event	651
Ridgefield	City of Ridgefield Public Works	487 S 56th Pl	HHW Event	809
Vancouver	Miller Paint	2607 NE Andresen Rd	Retail	1,134
Yacolt	Yacolt Elementary School	406 W Yacolt Rd	HHW Event	657
Cowlitz County (2)				311
Longview	Miller Paint	909 Washington Way	Retail	257
Woodland	Woodland True Value Hardware	218 Davidson St	Retail	54
Grant County (5)				1,999
Ephrata	Grant County Public Works	124 Enterprise St SE	HHW Event	419
Grand Coulee	Delano Regional Transfer Station	22151 Alcan Rd NE	HHW Event	61
Mattawa	Grant County Road District Shop	24378 Broadway Ave	HHW Event	78
Moses Lake	Grant County Road District	12171 Wheeler Rd NE	HHW Event	1,273
Quincy	Quincy Aquatic Center	724 F St SE	HHW Event	168
Jefferson County (3)				2,941
Chimacum	Chimacum High School	91 W Valley Rd	HHW Event	1,722
Port Townsend	Haines Pane Park and Ride	440 12th St	HHW Event	797
Quilcene	Jefferson County Roads Shop	295312 Hwy 101	HHW Event	421
King County (26)				52,384
Auburn	Miller Paint	3705 Auburn Way N	Retail	640
Bellevue	Miller Paint	13800 Bel Red Rd	Retail	1,926
Bothell	UW Bothell	18115 Campus Way NE	HHW Event	761

WASHINGTON PAINTCARE SITES IN 2025

Sites with 0 gallons did not have paint picked up during the reporting year.

<u>City/Town</u>	<u>Site Name</u>	<u>Address</u>	<u>Type</u>	<u>Gallons</u>
Burien	Fred Meyer	14300 1st Ave S	HHW Event	92
Carnation	Tolt MacDonald Park	3600 Tolt Ave	HHW Event	45
Des Moines	Midway Elementary School	22447 24th Ave S	HHW Event	63
Enumclaw	Enumclaw Expo Center	45224 284th Ave SE	HHW Event	118
Kent	Forrest Paint	1741 Central Ave S	Retail	349
Kent	Puget Sound Fire Station	15635 SE 272nd St	HHW Event	232
Kent	Hogan Park	24400 Russell Rd	HHW Event	3,909
Kirkland	Lake Washington Institute of Technology	11605 132nd Ave NE	HHW Event	6,346
Kirkland	Northwest University HHW	5520 108th Ave E	HHW Event	127
Maple Valley	Tahoma High School	23499 SE Tahoma Way	Paint Only Event	4,709
Maple Valley	Lake Wilderness Park	22500 SE 248th St	HHW Event	10
Mercer Island	Mercer Island City Hall	9611 SE 36th St	Paint Only Event	3,160
Redmond	Home Depot Parking Lot	17777 NE 76th St	HHW Event	319
Renton	Miller Paint	350 C Sunset Blvd N	Retail	1,267
Renton	McLendons Hardware	440 Rainier Ave	HHW Event	114
Sammamish	Eastside Catholic School	232 228th Ave SE	HHW Event	96
Sammamish	Eastside Catholic School	232 228th Ave SE	Paint Only Event	4,880
SeaTac	North SeaTac Park	13001 20th Ave S	Paint Only Event	8,629
Seattle	Miller Paint	1500 NW Leary Way	Retail	1,456
Seattle	Miller Paint	12012 Aurora Ave N	Retail	515
Snoqualmie	Cascade View Elementary School	34816 SE Ridge St	HHW Event	80
Tukwila	Tukwila Community Center	12424 42nd Ave S	Paint Only Event	12,338
Vashon	Tjomsland Gravel Pit	17001 107th Ave SW	HHW Event	203
Kitsap County (2)				5,972
Bainbridge Island	Bainbridge Island Public Works	7305 NE Hidden Cove Rd	Paint Only Event	5,805

WASHINGTON PAINTCARE SITES IN 2025

Sites with 0 gallons did not have paint picked up during the reporting year.

<u>City/Town</u>	<u>Site Name</u>	<u>Address</u>	<u>Type</u>	<u>Gallons</u>
Silverdale	Rodda Paint	3276 NW Plaza Rd	Retail	166
Lewis County (1)				14,032
Chehalis	SW Washington Fairgrounds Blue Parking Lot	2555 N National Ave	HHW Event	14,032
Pacific County (3)				2,037
Long Beach	Long Beach MRW Facility	318 N 2nd St	HHW Seasonal	2,037
Naselle	Naselle Fire Station	05 County Shed Rd	HHW Event	
Raymond	7th Street Coffee Parking Lot	280 Seventh St	HHW Event	
Pierce County (4)				10,878
	The Mustard Seed Project	9016 154th Ave Court NW	Paint Only Event	6,346
Gig Harbor	Mallory Paint Store	5500 Olympic Dr NW	Retail	2,495
Gig Harbor	Miller Paint	6876 Kimball Dr	Retail	912
Puyallup	Rodda Paint	4621 S Meridian Ave	Retail	1,126
San Juan County (4)				1,512
Eastsound	Orcas Transfer Station	3398 Orcas Rd	HHW Event	736
Friday Harbor	San Juan Transfer Station	212 Sutton Rd	HHW Event	413
Lopez Island	Lopez Solid Waste Facility	2419 Fisherman Bay Rd	HHW Event	339
Stuart	San Juan County Public Works	532 Reid Harbor Rd	HHW Event	24
Skagit County (1)				580
Mount Vernon	Habitat Restore Skagit	1022 Riverside Dr	Reuse Store	580
Snohomish County (4)				10,255
Everett	Martin True Value Lumber & Hardware	2730 Broadway	Retail	1,038
Everett	Interstate Battery Event	727 134th St SW	Paint Only Event	2,396
Everett	Station Lot B	3201 Smith Ave	Paint Only Event	5,497

WASHINGTON PAINTCARE SITES IN 2025

Sites with 0 gallons did not have paint picked up during the reporting year.

<u>City/Town</u>	<u>Site Name</u>	<u>Address</u>	<u>Type</u>	<u>Gallons</u>
Lynnwood	Rodda Paint	4114 198th St SW	Retail	1,325
Spokane County (1)				212
Cheney	Cheney Recycling Center	100 Anderson Rd	HHW Event	212
Thurston County (1)				572
Lacey	Rodda Paint	4520 Lacey Blvd SE	Retail	572
Whatcom County (3)				11,233
Bellingham	Barkley Village	2219 Rimland Dr	Paint Only Event	4,114
Ferndale	Ferndale High School	5830 Golden Eagle Dr	Paint Only Event	7,082
Point Roberts	Cando Recycling & Disposal	2005 Johnson Rd	HHW Event	37

WASHINGTON PAINTCARE SITES IN 2025

Sites with 0 gallons did not have paint picked up during the reporting year.

<u>City/Town</u>	<u>Site Name</u>	<u>Address</u>	<u>Type</u>	<u>Gallons</u>
3 Large Volume Pickup Sites				101,012
Benton County (3)				987
Benton City	[Painting Contractor]		LVP	144
Kennewick	[Painting Contractor]		LVP	715
Kennewick	[Household]		LVP	128
Chelan County (1)				145
Wenatchee	[Painting Contractor]		LVP	145
Clallam County (3)				1,596
Port Angeles	[Painting Contractor]		LVP	1,096
Sequim	[Painting Contractor]		LVP	426
Sequim	[Construction]		LVP	73
Clark County (19)				7,464
Battle Ground	[Painting Contractor]		LVP	940
Battle Ground	[School District]		LVP	116
Brush Prairie	[Construction]		LVP	666
Brush Prairie	[Property Manager/ Owner]		LVP	98
Camas	[Painting Contractor]		LVP	900
Vancouver	[Painting Contractor]		LVP	379
Vancouver	[Painting Contractor]		LVP	60
Vancouver	[Painting Contractor]		LVP	406
Vancouver	[Property Manager/Owner]		LVP	281
Vancouver	[Painting Contractor]		LVP	1,544
Vancouver	[Property Manager/Owner]		LVP	154
Vancouver	[Property Manager/ Owner]		LVP	229
Vancouver	[Church]		LVP	120

WASHINGTON PAINTCARE SITES IN 2025

Sites with 0 gallons did not have paint picked up during the reporting year.

<u>City/Town</u>	<u>Site Name</u>	<u>Address</u>	<u>Type</u>	<u>Gallons</u>
Vancouver	[Painting Contractor]		LVP	68
Vancouver	[Painting Contractor]		LVP	430
Vancouver	[Non-Profit Youth Soccer Club]		LVP	87
Vancouver	[Property Manager/ Owner]		LVP	87
Vancouver	[Painting Contractor]		LVP	762
Vancouver	[Restoration Company]		LVP	137
Cowlitz County (2)				291
Castle Rock	[Federally Qualified Health Center]		LVP	144
Kelso	[Cabinet Shop]		LVP	147
Douglas County (2)				302
East Wenatchee	[Painting Contractor]		LVP	149
Rock Island	[Painting Contractor]		LVP	153
Franklin County (1)				118
Pasco	[Painting Contractor]		LVP	118
Grant County (4)				280
East Wenatchee	[Fire Department]		LVP	75
Moses Lake	[School or University]		LVP	65
Moses Lake	[Household]		LVP	89
Moses Lake	[Household]		LVP	51
Grays Harbor County (1)				123
Aberdeen	[Property Manager/ Owner]		LVP	123
Island County (2)				217
Camano Island	[Government]		LVP	83
Freeland	[Painting Contractor]		LVP	133

WASHINGTON PAINTCARE SITES IN 2025

Sites with 0 gallons did not have paint picked up during the reporting year.

<u>City/Town</u>	<u>Site Name</u>	<u>Address</u>	<u>Type</u>	<u>Gallons</u>
Jefferson County (5)				958
Port Ludlow	[Painting Contractor]		LVP	96
Port Ludlow	[Household]		LVP	51
Port Townsend	[Property Manager/Owner]		LVP	72
Port Townsend	[Government County]		LVP	90
Port Townsend	[Property Manager/ Owner]		LVP	648
King County (122)				44,796
Auburn	[Painting Contractor]		LVP	185
Auburn	[Household]		LVP	175
Auburn	[Property Manager/ Owner]		LVP	201
Bellevue	[Construction]		LVP	51
Bellevue	[Painting Contractor]		LVP	264
Bellevue	[Household]		LVP	150
Bellevue	[Property Manager/Owner]		LVP	529
Bellevue	[Property Manager]		LVP	137
Bellevue	[Condominium / HOA]		LVP	191
Bellevue	[Construction]		LVP	207
Bothell	[Painting Contractor]		LVP	278
Bothell	[Construction]		LVP	115
Bothell	[Painting Contractor]		LVP	104
Bothell	[Household]		LVP	33
Bothell	[Household]		LVP	141
Burien	[Painting Contractor]		RLVP	616
Burien	[Construction]		LVP	89
Burien	[Apartment Management]		LVP	175
Covington	[Property Manager/Owner]		LVP	3,313

WASHINGTON PAINTCARE SITES IN 2025

Sites with 0 gallons did not have paint picked up during the reporting year.

<u>City/Town</u>	<u>Site Name</u>	<u>Address</u>	<u>Type</u>	<u>Gallons</u>
Des Moines	[Painting Contractor]		LVP	72
Enumclaw	[Construction]		LVP	211
Enumclaw	[Painting Contractor]		LVP	201
Everett	[Property Manager/ Owner]		LVP	305
Federal Way	[Property Manager/Owner]		LVP	250
Federal Way	[Painting Contractor]		LVP	834
Federal Way	[Construction]		LVP	125
Federal Way	[Apartment Management]		LVP	160
Federal Way	[Painting Contractor]		LVP	110
Federal Way	[Property Manager/ Owner]		LVP	66
Issaquah	[Property Manager/Owner]		LVP	250
Kent	[Painting Contractor]		LVP	786
Kent	[Painting Contractor]		LVP	63
Kent	[Painting Contractor]		LVP	128
Kent	[Painting Contractor]		LVP	113
Kent	[Painting Contractor]		LVP	376
Kent	[Property Manager/Owner]		LVP	370
Kent	[Construction]		LVP	206
Kent	[Property Manager/Owner]		LVP	155
Kent	[Property Manager/Owner]		LVP	401
Kent	[Painting Contractor]		LVP	181
Kent	[Property Manager/ Owner]		LVP	187
Kent	[Property Manager/ Owner]		LVP	211
Kent	[Assisted Living]		LVP	208
Kirkland	[Construction]		LVP	135
Kirkland	[Construction]		LVP	63
Kirkland	[School or University]		LVP	82

WASHINGTON PAINTCARE SITES IN 2025

Sites with 0 gallons did not have paint picked up during the reporting year.

<u>City/Town</u>	<u>Site Name</u>	<u>Address</u>	<u>Type</u>	<u>Gallons</u>
Kirkland	[Hospital]		LVP	140
Kirkland	[General Contractor]		LVP	177
Maple Valley	[Painting Contractor]		LVP	127
Maple Valley	[Senior Living Facility]		LVP	197
Mercer Island	[Construction]		LVP	220
Mercer Island	[Retirement Community]		LVP	86
Mercer Island	[Property Manager/ Owner]		LVP	178
Redmond	[Painting Contractor]		LVP	7,573
Redmond	[Painting Contractor]		RLVP	1,177
Redmond	[Construction]		LVP	134
Redmond	[Painting Contractor]		LVP	449
Redmond	[Service connection]		LVP	270
Redmond	[Painting Contractor]		LVP	185
Redmond	[Painting Contractor]		LVP	167
Redmond	[Church]		LVP	126
Redmond	[Painting Contractor]		LVP	887
Redmond	[Property Manager/ Owner]		LVP	96
Redmond	[Property Manager/ Owner]		LVP	190
Redmond	[Household]		LVP	65
Renton	[Painting Contractor]		LVP	595
Renton	[Water Restoration Company]		LVP	391
Renton	[Construction]		LVP	366
Renton	[Property Manager/ Owner]		LVP	288
Seattle	[Property Manager/ Owner]		LVP	220
Seattle	[Property Manager/ Owner]		LVP	368
Seattle	[Recovery Center]		LVP	132
Seattle	[Construction]		LVP	317

WASHINGTON PAINTCARE SITES IN 2025

Sites with 0 gallons did not have paint picked up during the reporting year.

<u>City/Town</u>	<u>Site Name</u>	<u>Address</u>	<u>Type</u>	<u>Gallons</u>
Seattle	[Painting Contractor]		LVP	1,402
Seattle	[Painting Contractor]		LVP	1,274
Seattle	[School District]		LVP	895
Seattle	[Painting Contractor]		LVP	462
Seattle	[Painting Contractor]		LVP	90
Seattle	[Painting Contractor]		RLVP	1,074
Seattle	[Painting Contractor]		LVP	212
Seattle	[School or University]		LVP	444
Seattle	[Painting Contractor]		RLVP	494
Seattle	[Hotel]		LVP	182
Seattle	[Property Manager/Owner]		LVP	179
Seattle	[Government City]		LVP	387
Seattle	[Construction]		LVP	161
Seattle	[Property Manager/Owner]		LVP	129
Seattle	[Property Manager/Owner]		LVP	91
Seattle	[Property Manager/Owner]		LVP	103
Seattle	[Property Manager/Owner]		LVP	63
Seattle	[Property Manager/Owner]		LVP	216
Seattle	[Painting Contractor]		LVP	291
Seattle	[Property Manager/Owner]		LVP	153
Seattle	[Property Manager/Owner]		LVP	136
Seattle	[Property Manager/Owner]		LVP	75
Seattle	[Construction]		LVP	87
Seattle	[Property Manager/ Owner]		LVP	117
Seattle	[Painting Contractor]		LVP	209
Seattle	[Property Manager/ Owner]		LVP	118
Seattle	[Construction]		LVP	118

WASHINGTON PAINTCARE SITES IN 2025

Sites with 0 gallons did not have paint picked up during the reporting year.

<u>City/Town</u>	<u>Site Name</u>	<u>Address</u>	<u>Type</u>	<u>Gallons</u>
Seattle	[Construction]		LVP	92
Seattle	[Property Manager/ Owner]		LVP	171
Seattle	[Construction]		LVP	201
Seattle	[Property Manager/ Owner]		LVP	176
Seattle	[Property Manager/ Owner]		LVP	115
Seattle	[Property Manager/ Owner]		LVP	187
Seattle	[Property Manager/ Owner]		LVP	205
Seattle	[Property Manager/ Owner]		LVP	191
Seattle	[Property Manager/ Owner]		LVP	167
Seattle	[Property Manager/ Owner]		LVP	140
Seattle	[Brewery and retail space]		LVP	260
Seattle	[Construction]		LVP	98
Seattle	[Property Manager/ Owner]		LVP	368
Shoreline	[Painting Contractor]		LVP	109
Shoreline	[Construction]		LVP	355
Snoqualmie	[Casino]		LVP	128
Tukwila	[Painting Contractor]		LVP	1,282
Tukwila	[Painting Contractor]		LVP	1,063
Tukwila	[Construction]		LVP	304
Tukwila	[Transfer Station]		LVP	108
Woodinville	[Painting Contractor]		LVP	1,463
Woodinville	[Painting Contractor]		LVP	129
Kitsap County (13)				5,698
Bainbridge Island	[Property Manager/Owner]		LVP	89
Bremerton	[Property Manager/Owner]		LVP	390
Bremerton	[Painting Contractor]		LVP	192
Bremerton	[Property Manager/Owner]		LVP	298

WASHINGTON PAINTCARE SITES IN 2025

Sites with 0 gallons did not have paint picked up during the reporting year.

<u>City/Town</u>	<u>Site Name</u>	<u>Address</u>	<u>Type</u>	<u>Gallons</u>
Bremerton	[Property Manager]		LVP	78
Bremerton	[Parks Department]		LVP	235
Kingston	[Casino]		LVP	85
Olalla	[Painting Contractor]		LVP	565
Port Orchard	[Painting Contractor]		LVP	2,042
Port Orchard	[Painting Contractor]		LVP	492
Port Orchard	[Painting Contractor]		LVP	324
Silverdale	[Painting Contractor]		RLVP	775
Silverdale	[Property Manager/Owner]		LVP	132
Lewis County (4)				2,311
Centralia	[Paint Retailer]		LVP	655
Centralia	[Construction]		LVP	160
Chehalis	[Rail Industry]		LVP	343
Chehalis	[Painting Contractor]		LVP	1,153
Mason County (2)				401
Belfair	[Painting Contractor]		LVP	212
Shelton	[Painting Contractor]		LVP	189
Okanogan County (1)				332
Winthrop	[Construction]		LVP	332
Pierce County (34)				8,026
Bonney Lake	[Property Manager/Owner]		LVP	54
Buckley	[Household]		LVP	124
Edgewood	[Painting Contractor]		LVP	199
Fife	[Property Manager/ Owner]		LVP	164
Gig Harbor	[Painting Contractor]		RLVP	328

WASHINGTON PAINTCARE SITES IN 2025

Sites with 0 gallons did not have paint picked up during the reporting year.

<u>City/Town</u>	<u>Site Name</u>	<u>Address</u>	<u>Type</u>	<u>Gallons</u>
Gig Harbor	[Painting Contractor]		LVP	77
Gig Harbor	[Painting Contractor]		LVP	434
Gig Harbor	[Painting Contractor]		LVP	584
Joint Base Lewis McChord	[Painting Contractor]		LVP	253
Lakewood	[Multi family housing / Real estate]		LVP	255
Lakewood	[Construction]		LVP	68
Milton	[Household]		LVP	79
Puyallup	[Property Manager/Owner]		LVP	111
Puyallup	[Painting Contractor]		LVP	126
Puyallup	[Painting Contractor]		LVP	99
Steilacoom	[Property Manager/Owner]		LVP	84
Sumner	[Construction]		LVP	279
Sumner	[Painting Contractor]		LVP	163
Tacoma	[Painting Contractor]		LVP	233
Tacoma	[Painting Contractor]		LVP	185
Tacoma	[Painting Contractor]		LVP	192
Tacoma	[Government City]		LVP	151
Tacoma	[Property Manager/Owner]		LVP	231
Tacoma	[Painting Contractor]		LVP	341
Tacoma	[Painting Contractor]		LVP	193
Tacoma	[Painting Contractor]		LVP	282
Tacoma	[Property Manager/ Owner]		LVP	208
Tacoma	[Property Manager/ Owner]		LVP	430
Tacoma	[Painting Contractor]		LVP	338
Tacoma	[Painting Contractor]		LVP	131
Tacoma	[Painting Contractor]		LVP	722
Tacoma	[Property Manager/ Owner]		LVP	381

WASHINGTON PAINTCARE SITES IN 2025

Sites with 0 gallons did not have paint picked up during the reporting year.

<u>City/Town</u>	<u>Site Name</u>	<u>Address</u>	<u>Type</u>	<u>Gallons</u>
University Place	[Property Manager/Owner]		LVP	112
University Place	[Painting Contractor]		LVP	418
Skagit County (4)				1,305
Burlington	[Property Manager/Owner]		LVP	279
Burlington	[Paint Retailer]		LVP	87
Mount Vernon	[Property Manager/ Owner]		LVP	529
Sedro Woolley	[Signs]		LVP	411
Snohomish County (37)				14,938
Arlington	[Painting Contractor]		LVP	204
Arlington	[Painting Contractor]		LVP	6,636
Bothell	[Painting Contractor]		LVP	161
Bothell	[Painting Contractor]		LVP	244
Bothell	[Property Manager/Owner]		LVP	145
Bothell	[Property Manager/Owner]		LVP	153
Bothell	[Painting Contractor]		LVP	1,073
Bothell	[Painting Contractor]		LVP	185
Bothell	[Property Manager]		LVP	223
Bothell	[Pharmaceutical manufacturing]		LVP	210
Bothell	[Apartment Management]		LVP	99
Edmonds	[Assisted Living]		LVP	107
Everett	[Property Manager/Owner]		LVP	258
Everett	[Painting Contractor]		LVP	361
Everett	[Property Manager/Owner]		LVP	210
Everett	[Property Manager/Owner]		LVP	99
Everett	[Property Manager/Owner]		LVP	107
Everett	[Painting Contractor]		LVP	143

WASHINGTON PAINTCARE SITES IN 2025

Sites with 0 gallons did not have paint picked up during the reporting year.

<u>City/Town</u>	<u>Site Name</u>	<u>Address</u>	<u>Type</u>	<u>Gallons</u>
Everett	[Property Manager/ Owner]		LVP	143
Everett	[Nonprofit]		LVP	331
Everett	[Property Manager/ Owner]		LVP	135
Everett	[Apartment Management]		LVP	126
Granite Falls	[Construction]		LVP	102
Lake Stevens	[Painting Contractor]		LVP	508
Lake Stevens	[Painting Contractor]		LVP	291
Lake Stevens	[Construction]		LVP	151
Lake Stevens	[Painting Contractor]		LVP	214
Lynnwood	[School District]		LVP	117
Marysville	[Construction]		LVP	271
Marysville	[Property Manager/Owner]		LVP	138
Mill Creek	[Painting Contractor]		LVP	149
Monroe	[Construction]		LVP	378
Monroe	[Hospital]		LVP	158
Mountlake Terrace	[Property Manager/ Owner]		LVP	161
Snohomish	[Painting Contractor]		LVP	638
Snohomish	[Household]		LVP	151
Tulalip	[Property Manager/Owner]		LVP	157
Spokane County (15)				3,512
Spokane	[Painting Contractor]		RLVP	1,138
Spokane	[Painting Contractor]		LVP	282
Spokane	[Construction]		LVP	79
Spokane	[Property Manager/Owner]		LVP	222
Spokane	[Credit Union]		LVP	68
Spokane	[Construction]		LVP	104

WASHINGTON PAINTCARE SITES IN 2025

Sites with 0 gallons did not have paint picked up during the reporting year.

<u>City/Town</u>	<u>Site Name</u>	<u>Address</u>	<u>Type</u>	<u>Gallons</u>
Spokane	[Painting Contractor]		LVP	63
Spokane	[Home Remodeling]		LVP	202
Spokane	[Household]		LVP	76
Spokane	[Painting Contractor]		LVP	82
Spokane Valley	[Painting Contractor]		LVP	108
Spokane Valley	[Painting Contractor]		LVP	172
Spokane Valley	[Construction]		LVP	92
Spokane Valley	[Painting Contractor]		LVP	439
Spokane Valley	[Painting Contractor]		LVP	384
Stevens County (1)				309
Nine Mile Falls	[Painting Contractor]		LVP	309
Thurston County (12)				4,230
Lacey	[Painting Contractor]		LVP	426
Lacey	[Construction]		LVP	801
Lacey	[Property Manager/ Owner]		LVP	242
Lacey	[Household]		LVP	141
Olympia	[Painting Contractor]		LVP	192
Olympia	[Painting Contractor]		LVP	114
Olympia	[Well drilling and pumps]		LVP	188
Olympia	[Painting Contractor]		LVP	1,217
Olympia	[Painting Contractor]		LVP	325
Olympia	[Painting Contractor]		LVP	127
Tumwater	[Painting Contractor]		LVP	126
Tumwater	[Painting Contractor]		LVP	330
Whatcom County (8)				1,593
Bellingham	[Painting Contractor]		LVP	360

WASHINGTON PAINTCARE SITES IN 2025

Sites with 0 gallons did not have paint picked up during the reporting year.

<u>City/Town</u>	<u>Site Name</u>	<u>Address</u>	<u>Type</u>	<u>Gallons</u>
Bellingham	[Dance studio]		LVP	172
Bellingham	[Painting Contractor]		LVP	330
Bellingham	[Painting Contractor]		LVP	89
Bellingham	[Construction]		LVP	113
Ferndale	[Painting Contractor]		LVP	167
Ferndale	[Household]		LVP	233
Lynden	[Painting Contractor]		LVP	129
Yakima County (1)				1,081
Yakima	[Painting Contractor]		LVP	1,081
Total for All Sites				1,061,821

Appendix B

PaintCare Inc.

Financial Statements
and Independent Auditor's Report

December 31, 2025 and 2024

PaintCare Inc.

Financial Statements
December 31, 2025 and 2024

Contents

Independent Auditor’s Report.....	1-3
<i>Financial Statements</i>	
Statements of Financial Position.....	4
Statements of Activities	5
Statements of Functional Expenses	6-7
Statements of Cash Flows.....	8
Notes to Financial Statements.....	9-17
<i>Supplementary Information</i>	
Statements of Activities, Organized by Program.....	18-19

INDEPENDENT AUDITOR’S REPORT

To the Board of Directors of
PaintCare Inc.

Opinion

We have audited the accompanying financial statements of PaintCare Inc. (“PaintCare”), which comprise the statements of financial position as of December 31, 2025 and 2024; the related statements of activities, functional expenses, and cash flows for the years then ended; and the related notes to the financial statements.

In our opinion, the financial statements referred to above present fairly, in all material respects, the financial position of PaintCare as of December 31, 2025 and 2024, and the changes in its net assets and its cash flows for the years then ended in accordance with accounting principles generally accepted in the United States of America.

Basis for Opinion

We conducted our audits in accordance with auditing standards generally accepted in the United States of America. Our responsibilities under those standards are further described in the Auditor’s Responsibilities for the Audit of the Financial Statements section of our report. We are required to be independent of PaintCare and to meet our other ethical responsibilities in accordance with the relevant ethical requirements relating to our audits. We believe that the audit evidence we have obtained is sufficient and appropriate to provide a basis for our audit opinion.

Responsibilities of Management for the Financial Statements

Management is responsible for the preparation and fair presentation of the financial statements in accordance with accounting principles generally accepted in the United States of America, and for the design, implementation, and maintenance of internal control relevant to the preparation and fair presentation of financial statements that are free from material misstatement, whether due to fraud or error.

Responsibilities of Management for the Financial Statements (continued)

In preparing the financial statements, management is required to evaluate whether there are conditions or events, considered in the aggregate, that raise substantial doubt about PaintCare's ability to continue as a going concern within one year after the date that the financial statements are available to be issued.

Auditor's Responsibilities for the Audit of the Financial Statements

Our objectives are to obtain reasonable assurance about whether the financial statements as a whole are free from material misstatement, whether due to fraud or error, and to issue an auditor's report that includes our opinion. Reasonable assurance is a high level of assurance but is not absolute assurance and therefore is not a guarantee that an audit conducted in accordance with generally accepted auditing standards will always detect a material misstatement when it exists. The risk of not detecting a material misstatement resulting from fraud is higher than for one resulting from error, as fraud may involve collusion, forgery, intentional omissions, misrepresentations, or the override of internal control. Misstatements are considered material if there is a substantial likelihood that, individually or in the aggregate, they would influence the judgment made by a reasonable user based on the financial statements.

In performing an audit in accordance with generally accepted auditing standards, we:

- Exercise professional judgment and maintain professional skepticism throughout the audit.
- Identify and assess the risks of material misstatement of the financial statements, whether due to fraud or error, and design and perform audit procedures responsive to those risks. Such procedures include examining, on a test basis, evidence regarding the amounts and disclosures in the financial statements.
- Obtain an understanding of internal control relevant to the audit in order to design audit procedures that are appropriate in the circumstances, but not for the purpose of expressing an opinion on the effectiveness of PaintCare's internal control. Accordingly, no such opinion is expressed.
- Evaluate the appropriateness of accounting policies used and the reasonableness of significant accounting estimates made by management, as well as evaluate the overall presentation of the financial statements.
- Conclude whether, in our judgment, there are conditions or events, considered in the aggregate, that raise substantial doubt about PaintCare's ability to continue as a going concern for a reasonable period of time.

Auditor's Responsibilities for the Audit of the Financial Statements (continued)

We are required to communicate with those charged with governance regarding, among other matters, the planned scope and timing of the audit, significant audit findings, and certain internal control related matters that we identified during the audit.

Supplementary Information

Our audits were conducted for the purpose of forming an opinion on the financial statements as a whole. The supplementary information on pages 18-19 is presented for purposes of additional analysis and is not a required part of the financial statements. Such information is the responsibility of management and was derived from and relates directly to the underlying accounting and other records used to prepare the financial statements. The information has been subjected to the auditing procedures applied in the audit of the financial statements and certain additional procedures, including comparing and reconciling such information directly to the underlying accounting and other records used to prepare the financial statements or to the financial statements themselves, and other additional procedures in accordance with auditing standards generally accepted in the United States of America. In our opinion, the information is fairly stated in all material respects in relation to the financial statements as a whole.

A handwritten signature in black ink that reads "Rogers + Company PLLC". The signature is written in a cursive, slightly stylized font.

Vienna, Virginia
March 23, 2026

PaintCare Inc.

Statements of Financial Position
December 31, 2025 and 2024

	<u>2025</u>	<u>2024</u>
Assets		
Current assets:		
Cash and cash equivalents	\$ 40,825,580	\$ 22,927,474
Accounts receivable	4,149,776	5,479,898
Investments	44,180,125	64,566,208
Prepaid expenses	<u>1,527,746</u>	<u>544,451</u>
Total current assets	90,683,227	93,518,031
Intangible assets, net	<u>31,875</u>	<u>31,581</u>
Total assets	<u><u>\$ 90,715,102</u></u>	<u><u>\$ 93,549,612</u></u>
Liabilities and Net Assets		
Liabilities		
Current liabilities:		
Accounts payable and accrued expenses	\$ 11,826,106	\$ 9,906,718
Due to affiliate	<u>6,419,255</u>	<u>4,458,037</u>
Total liabilities	<u>18,245,361</u>	<u>14,364,755</u>
Net Assets		
Without donor restrictions	<u>72,469,741</u>	<u>79,184,857</u>
Total net assets	<u>72,469,741</u>	<u>79,184,857</u>
Total liabilities and net assets	<u><u>\$ 90,715,102</u></u>	<u><u>\$ 93,549,612</u></u>

See accompanying notes.

PaintCare Inc.

Statements of Activities
For the Years Ended December 31, 2025 and 2024

	2025	2024
Operating Revenue and Support		
Paint recovery fees	<u>\$ 74,012,342</u>	<u>\$ 77,935,304</u>
Total operating revenue and support	<u>74,012,342</u>	<u>77,935,304</u>
Expenses		
Program and delivery services:		
Oregon	5,661,065	5,399,480
California	31,575,179	33,388,128
Connecticut	2,921,365	3,147,817
Rhode Island	701,741	689,420
Minnesota	5,821,900	6,501,411
Vermont	741,363	753,230
Maine	1,303,256	1,417,536
Colorado	6,806,487	7,284,048
District of Columbia	454,594	487,719
Washington	8,220,942	7,741,911
New York	11,145,786	9,899,737
Illinois	1,133,569	283,158
Maryland	<u>290,963</u>	<u>60,951</u>
Total program and delivery services	<u>76,778,210</u>	<u>77,054,546</u>
General and administrative	<u>9,150,260</u>	<u>8,707,801</u>
Total expenses	<u>85,928,470</u>	<u>85,762,347</u>
Change in Net Assets from Operations	(11,916,128)	(7,827,043)
Non-Operating Activities		
Investment return, net	4,613,918	4,157,734
Bank interest	<u>587,094</u>	<u>-</u>
Total non-operating activities	<u>5,201,012</u>	<u>4,157,734</u>
Change in Net Assets	(6,715,116)	(3,669,309)
Net Assets, beginning of year	<u>79,184,857</u>	<u>82,854,166</u>
Net Assets, end of year	<u><u>\$ 72,469,741</u></u>	<u><u>\$ 79,184,857</u></u>

See accompanying notes.

PaintCare Inc.

Statement of Functional Expenses
For the Year Ended December 31, 2025

	Program and Delivery Services													General and Administrative	Total	
	Oregon	California	Connecticut	Rhode Island	Minnesota	Vermont	Maine	Colorado	District of Columbia	Washington	New York	Illinois	Maryland			
Expenses																
Salaries and related benefits	\$ 237,873	\$ 1,068,413	\$ 127,450	\$ 37,866	\$ 236,281	\$ 49,456	\$ 105,270	\$ 406,315	\$ 14,019	\$ 335,813	\$ 755,241	\$ 320,635	\$ 118,317	\$ 3,338,942	\$ 7,151,891	
Collection support	47,668	3,350,910	453,426	114,606	507,709	102,076	183,952	452,229	28,864	195,618	706,440	322,296	-	1,551	6,467,345	
Transportation and processing	4,759,082	23,065,884	2,260,790	502,832	4,993,293	541,376	956,824	5,562,175	242,878	7,476,387	6,219,770	254,316	-	-	56,835,607	
Communications	483,953	3,403,922	38,639	26,150	15,196	24,385	34,537	186,649	125,305	69,010	3,320,149	114,249	24,457	462,128	8,328,729	
State agency administrative fees	40,000	465,207	20,600	-	12,912	15,000	-	120,000	32,439	71,192	-	10,000	80,000	-	867,350	
Professional fees	41,736	79,357	11,915	15,304	22,477	35	9,958	40,505	580	12,850	40,265	29,370	29,691	180,034	514,077	
Office and supplies	1,834	8,746	643	100	4,011	559	632	2,938	100	1,818	8,483	10,042	1,067	26,834	67,807	
Subscriptions and publications	-	-	-	-	-	-	-	-	-	-	-	-	-	169,948	169,948	
Professional development	901	-	-	-	27	-	-	-	7	997	1,011	47	41	21,401	24,432	
Travel	39,018	127,274	4,997	1,911	29,361	8,408	9,053	31,002	7,101	32,379	49,201	69,206	36,439	388,091	833,441	
Meetings	1,083	5,466	22	-	633	68	39	1,839	319	779	3,372	1,662	136	75,600	91,018	
Bank fees	2,886	-	2,883	2,972	-	-	2,991	2,835	2,982	2,909	3,706	1,746	815	114,889	141,614	
Management fees	-	-	-	-	-	-	-	-	-	-	-	-	-	3,966,616	3,966,616	
Insurance	-	-	-	-	-	-	-	-	-	-	-	-	-	385,657	385,657	
Amortization	-	-	-	-	-	-	-	-	-	-	1,675	-	-	17,732	19,407	
Interest	-	-	-	-	-	-	-	-	-	12,062	36,473	-	-	-	48,535	
Other expenses	5,031	-	-	-	-	-	-	-	-	9,128	-	-	-	837	14,996	
Total Expenses	<u>\$ 5,661,065</u>	<u>\$ 31,575,179</u>	<u>\$ 2,921,365</u>	<u>\$ 701,741</u>	<u>\$ 5,821,900</u>	<u>\$ 741,363</u>	<u>\$ 1,303,256</u>	<u>\$ 6,806,487</u>	<u>\$ 454,594</u>	<u>\$ 8,220,942</u>	<u>\$ 11,145,786</u>	<u>\$ 1,133,569</u>	<u>\$ 290,963</u>	<u>\$ 9,150,260</u>	<u>\$ 85,928,470</u>	

See accompanying notes.

PaintCare Inc.

Statement of Functional Expenses
For the Year Ended December 31, 2024

	Program and Delivery Services													General and Administrative	Total
	Oregon	California	Connecticut	Rhode Island	Minnesota	Vermont	Maine	Colorado	District of		New York	Illinois	Maryland		
								Columbia	Washington						
Expenses															
Salaries and related benefits	\$ 170,765	\$ 944,699	\$ 113,041	\$ 33,732	\$ 266,980	\$ 47,603	\$ 100,823	\$ 316,589	\$ 26,576	\$ 396,610	\$ 651,321	\$ 114,067	\$ 15,370	\$ 3,017,093	\$ 6,215,269
Collection support	110,296	3,500,362	472,724	108,720	549,767	103,951	194,754	511,469	38,462	245,390	524,254	-	-	1,506	6,361,655
Transportation and processing	4,606,127	23,208,520	2,499,531	475,516	5,044,971	556,739	1,012,680	6,078,292	211,236	6,884,174	5,578,286	-	-	-	56,156,072
Communications	434,518	4,373,623	8,436	55,243	581,543	21,065	5,225	201,121	165,828	40,170	2,904,595	40,340	532	260,888	9,093,127
State agency administrative fees	40,000	678,974	20,800	-	9,690	15,000	61,234	120,000	31,617	64,557	-	-	-	-	1,041,872
Professional fees	9,232	370,814	25,524	13,635	1,302	133	23,088	16,621	353	31,581	28,929	104,300	39,922	192,127	857,561
Office and supplies	1,056	7,885	329	104	2,757	222	387	3,195	49	1,919	6,511	796	-	19,101	44,311
Subscriptions and publications	-	-	-	-	-	-	91	78	-	-	267	-	-	156,012	156,448
Professional development	454	85	-	-	16	143	137	-	-	1,291	439	7	-	16,642	19,214
Travel	20,672	139,267	7,432	2,469	43,572	8,374	19,117	34,230	12,786	41,053	63,636	22,014	5,127	335,656	755,405
Meetings	256	7,044	-	-	649	-	-	2,453	598	1,238	1,197	1,532	-	76,933	91,900
Bank fees	-	-	-	-	-	-	-	-	-	-	-	-	-	115,261	115,261
Management fees	-	-	-	-	-	-	-	-	-	-	-	-	-	4,099,938	4,099,938
Insurance	-	-	-	-	-	-	-	-	-	-	4,156	-	-	381,621	385,777
Amortization	-	-	-	-	-	-	-	-	-	-	1,675	-	-	34,951	36,626
Interest	-	-	-	-	-	-	-	-	-	23,729	134,471	-	-	-	158,200
Other expenses	6,104	156,855	-	1	164	-	-	-	214	10,199	-	102	-	72	173,711
Total Expenses	\$ 5,399,480	\$ 33,388,128	\$ 3,147,817	\$ 689,420	\$ 6,501,411	\$ 753,230	\$ 1,417,536	\$ 7,284,048	\$ 487,719	\$ 7,741,911	\$ 9,899,737	\$ 283,158	\$ 60,951	\$ 8,707,801	\$ 85,762,347

See accompanying notes.

PaintCare Inc.

Statements of Cash Flows
For the Years Ended December 31, 2025 and 2024

	2025	2024
	<u> </u>	<u> </u>
Cash Flows from Operating Activities		
Change in net assets	\$ (6,715,116)	\$ (3,669,309)
Adjustments to reconcile change in net assets to net cash used in operating activities:		
Amortization	19,407	36,626
Net realized and unrealized gain on investments	(3,181,508)	(2,175,093)
Change in allowance for credit losses on accounts receivable	-	(444,585)
Change in allowance for credit losses on note receivable	209,345	3,326,125
Change in operating assets and liabilities:		
Decrease (increase) in:		
Accounts receivable	1,330,122	264,983
Prepaid expenses	(983,295)	(238,467)
Increase (decrease) in:		
Accounts payable and accrued expenses	1,919,388	179,713
Due to affiliate	1,961,218	(1,550,314)
	<u> </u>	<u> </u>
Net cash used in operating activities	<u>(5,440,439)</u>	<u>(4,270,321)</u>
Cash Flows from Investing Activities		
Purchases of investments	(5,239,228)	(67,610,612)
Proceeds from sale of investments	28,806,819	65,627,972
Issuance of note receivable	(209,345)	(3,326,125)
Purchases of intangible assets	(19,701)	(14,825)
	<u> </u>	<u> </u>
Net cash provided by (used in) investing activities	<u>23,338,545</u>	<u>(5,323,590)</u>
Net Increase (Decrease) in Cash and Cash Equivalents	17,898,106	(9,593,911)
Cash and Cash Equivalents, beginning of year	<u>22,927,474</u>	<u>32,521,385</u>
Cash and Cash Equivalents, end of year	<u><u>\$ 40,825,580</u></u>	<u><u>\$ 22,927,474</u></u>

See accompanying notes.

PaintCare Inc.

Notes to Financial Statements
December 31, 2025 and 2024

1. Nature of Operations

PaintCare Inc. (“PaintCare”), a not-for-profit 501(c)(3) organization, was created in October 2009 by the American Coatings Association (ACA), who, working with state and local government stakeholders, passed the first ever paint product stewardship law in the United States in the state of Oregon in 2009. Similar legislation has subsequently been passed in other jurisdictions. The paint stewardship legislation guides an industry-led, end-of-life management program for post-consumer paint, which PaintCare operates. The PaintCare Board is made up of architectural paint manufacturers and participation in PaintCare is not limited to ACA members, but open to all architectural paint manufacturers. There are no dues or registration fees associated with PaintCare.

PaintCare organized single-member limited liability companies (LLC) for the Oregon, Connecticut, Rhode Island, Maine, District of Columbia, Washington, New York, Colorado, Maryland, and Illinois programs in an effort to shield the assets of each state program from liability stemming from acts and obligations of other PaintCare state programs.

2. Summary of Significant Accounting Policies

Basis of Accounting and Presentation

PaintCare’s financial statements and footnotes are prepared in accordance with accounting principles generally accepted in the United States of America (GAAP). Net assets without donor restrictions represent funds that are not subject to donor-imposed stipulations and are available for support of PaintCare’s operations. There were no net assets with donor restrictions as of December 31, 2025 and 2024.

Cash Equivalents

For the purpose of the statements of cash flows, PaintCare considers as cash equivalents all highly liquid investments, which can be converted into known amounts of cash and have a maturity period of 90 days or less at the time of purchase. Excluded from this definition of cash equivalents are amounts held for investments.

PaintCare Inc.

Notes to Financial Statements
December 31, 2025 and 2024

2. Summary of Significant Accounting Policies (continued)

Accounts Receivable

Accounts receivable consist of amounts due from post-consumer paint recovery fees and are presented net of an allowance for credit losses resulting from the inability of customers to make required payments. The allowance for credit losses is based upon historical loss experience in combination with current economic conditions and a forecast of future economic conditions. Any change in the assumptions used in analyzing a specific account receivable might result in an additional allowance for credit losses being recognized in the period in which the change occurs. There was no allowance for credit losses on accounts receivable at both December 31, 2025 and 2024. Accounts receivable at January 1, 2024 was \$5,300,296.

Note Receivable

Effective July 2, 2024, PaintCare entered into a settlement agreement with a manufacturer who participated in the post-consumer paint recovery program. PaintCare and the manufacturer agreed to convert \$2,976,509 of outstanding paint recovery fees due to the Program into a structured note receivable. The terms of the agreement require the manufacturer to pay PaintCare the principal amount, together with interest and reimburse for attorney's fees not to exceed \$250,000. As of December 31, 2025 and 2024, the manufacturer owes PaintCare \$3,535,470 and \$3,326,125, respectively. PaintCare has an allowance on this note receivable totaling \$3,535,470 and \$3,326,125 as of December 31, 2025 and 2024, respectively, in the event collection does not occur.

Allowance for credit losses consists of the following at December 31:

	<u>2025</u>	<u>2024</u>
Allowance for credit losses, beginning of year	\$ 3,326,125	\$ 2,351,584
Additions (charges to expense)	209,345	3,326,125
Deductions (write-offs, net of recoveries)	-	(2,351,584)
Allowance for credit losses, end of year	<u>\$ 3,535,470</u>	<u>\$ 3,326,125</u>

PaintCare Inc.

Notes to Financial Statements
December 31, 2025 and 2024

2. Summary of Significant Accounting Policies (continued)

Investments

Investments are stated at fair value, based on quoted market prices. All realized and unrealized gains and losses, net of investment management fees, are reported as a component of net investment return in the accompanying statements of activities.

Intangible Assets

PaintCare capitalizes certain costs associated with computer software developed or obtained for internal use in accordance with the provision of Financial Accounting Standards Board (FASB) Accounting Standards Codification (ASC) 350-40, *Internal Use Software*. PaintCare's policy provides for the capitalization of external direct costs of materials and services, and directly related payroll costs. Costs associated with preliminary project state activities, training, maintenance, and post implementation stage activities are expensed as incurred. Capitalized costs are amortized over the estimated useful life of five years on a straight-line basis.

Revenue Recognition

PaintCare recognizes revenue from post-consumer paint recovery fees at the time architectural paint product is sold by a manufacturer participant of the paint product stewardship program. Manufacturer participants in the program pay the PaintCare recovery fee to PaintCare based on the amount of program products they sell on a monthly basis. The majority of PaintCare's revenue arrangements generally consist of a single performance obligation to transfer promised services. Revenue is recognized when PaintCare delivers the services.

Economic conditions, including customer confidence, employment trends, inflation, and global events, may influence the timing and amount of revenue recognized and cash received. However, management has not identified any current economic factors materially impacting revenue streams. During the years ended December 31, 2025 and 2024, PaintCare did not recognize any impairment losses or credit losses on receivables or contract assets arising from contracts with customers. There were no incremental costs of obtaining contracts, and no significant financing components were identified in any customer arrangements. Additionally, there were no significant changes in judgments affecting the timing or amount of revenue recognized.

PaintCare Inc.

Notes to Financial Statements
December 31, 2025 and 2024

2. Summary of Significant Accounting Policies (continued)

Revenue Recognition (continued)

Specifically, for the various types of contracts, PaintCare recognizes revenue as follows:

Program participants report their monthly unit sales of paint through a secure, HTTPS online system using their unique user ID and password. The participant must pay a paint recovery fee per unit sold, based on container size, according to the established fee schedule for each state program. As the PaintCare recovery fee is added to the wholesale price of paint and passed through uniformly to the retail purchase price of paint—so that the manufacturer, distributor, and/or retailer is made whole—in some cases, distributors or retailers have elected to undertake the obligation of the manufacturer for these fees. Thus, PaintCare has allowed remitter agreements in the program, whereby a distributor or retailer reports and remits directly to PaintCare on behalf of a participant manufacturer's brand or brands. Reports and payments are due by the end of the month following the reporting period.

Revenue from all other sources is recognized when earned.

Functional Allocation of Expenses

The costs of providing the various program and supporting activities have been summarized on a functional basis in the accompanying financial statements. The statements of functional expenses present the natural classification detail of expenses by function. PaintCare has determined all costs are directly identifiable.

Communications Costs

PaintCare holds communication-related contracts for advertising, marketing, and consumer awareness. Communications costs are charged to operations when incurred. Communications expenses were \$8,328,729 and \$9,093,127 for the years ended December 31, 2025 and 2024, respectively.

Measure of Operations

PaintCare includes in its measure of operations all revenues and expenses that are an integral part of its programs and supporting activities, and excludes net investment return and bank interest.

PaintCare Inc.

Notes to Financial Statements
December 31, 2025 and 2024

2. Summary of Significant Accounting Policies (continued)

Use of Estimates

The preparation of the financial statements in conformity with GAAP requires management to make estimates and assumptions that affect the amounts reported in the financial statements and accompanying notes. Actual results could differ from those estimates.

Subsequent Events

In preparing these financial statements, PaintCare has evaluated events and transactions for potential recognition or disclosure through March 23, 2026, the date the financial statements were available to be issued.

3. Liquidity and Availability

PaintCare strives to maintain liquid financial assets sufficient to cover 90 days of general expenditures. Management periodically reviews PaintCare's liquid asset needs and adjusts the cash and cash equivalents balances as necessary.

Financial assets available for general expenditures, that is, without donor or other restrictions limiting their use, within one year of the statements of financial position date, comprise the following at December 31:

	<u>2025</u>	<u>2024</u>
Cash and cash equivalents	\$ 40,825,580	\$ 22,927,474
Accounts receivable	4,149,776	5,479,898
Investments, short term	<u>44,180,125</u>	<u>64,566,208</u>
Total available for general expenditures	<u>\$ 89,155,481</u>	<u>\$ 92,973,580</u>

PaintCare Inc.

Notes to Financial Statements
December 31, 2025 and 2024

4. Concentrations of Credit Risk

Financial instruments that potentially subject PaintCare to significant concentrations of credit risk consist of cash and cash equivalents, and investments. PaintCare maintains cash deposit and transaction accounts, along with investments, with various financial institutions and these values, from time to time, may exceed insurable limits under the Federal Deposit Insurance Corporation (FDIC) and Securities Investor Protection Corporation (SIPC). PaintCare has not experienced any credit losses on its cash and cash equivalents, and investments to date as it relates to FDIC and SIPC insurance limits. Management periodically assesses the financial condition of these financial institutions and believes that the risk of any credit loss is minimal.

5. Accounts Receivable

Accounts receivable related to the following programs were due as follows at December 31:

	2025	2024
California	\$ 1,457,333	\$ 1,928,903
New York	778,209	1,581,703
Illinois	551,944	-
Washington	362,724	510,125
Colorado	242,802	396,471
Minnesota	223,505	281,791
Oregon	213,814	308,324
Connecticut	112,147	226,246
Maine	88,503	80,228
Vermont	54,600	78,360
Rhode Island	33,481	60,687
District of Columbia	30,714	27,060
Total accounts receivable	<u>\$ 4,149,776</u>	<u>\$ 5,479,898</u>

PaintCare Inc.

Notes to Financial Statements
December 31, 2025 and 2024

6. Investments and Fair Value Measurements

Net investment return consisted of the following for the years ended December 31:

	<u>2025</u>	<u>2024</u>
Interest and dividend income	\$ 1,547,252	\$ 2,134,408
Net realized and unrealized gain	3,181,508	2,175,093
Less: investment management fees	<u>(114,842)</u>	<u>(151,767)</u>
Total investment return, net	<u>\$ 4,613,918</u>	<u>\$ 4,157,734</u>

PaintCare invests a portion of its accumulated surplus in a portfolio with Merrill Lynch. The sole objective of the portfolio is to earn a return equal to the rate of inflation and thus preserve the purchasing power of its capital. Interest, dividends, changes in market value, and other investment activities are allocated to each state program based on the relative net asset balances of each state program. Oversight of the investments is provided by the PaintCare Budget and Finance Committee and by the PaintCare Board of Directors.

PaintCare follows FASB ASC 820, *Fair Value Measurements and Disclosures*, for its financial assets. This standard establishes a fair value hierarchy that prioritizes the inputs to valuation techniques used to measure fair value. Fair value measurement standards require an entity to maximize the use of observable inputs (such as quoted prices in active markets) and minimize the use of unobservable inputs (such as appraisals or other valuation techniques) to determine fair value. The categorization of a financial instrument within the hierarchy is based upon the pricing transparency of the instrument and does not necessarily correspond to the entity's perceived risk of that instrument.

The inputs used in measuring fair value are categorized into three levels. Level 1 inputs consist of unadjusted quoted prices in active markets for identical assets and liabilities and have the highest priority. Level 2 is based upon observable inputs other than quoted market prices, and Level 3 is based on unobservable inputs. Transfers between levels in the fair value hierarchy are recognized at the end of the reporting period.

In general, and where applicable, PaintCare uses quoted prices in active markets for identical assets to determine fair value. This pricing methodology applies to Level 1 investments.

PaintCare Inc.

Notes to Financial Statements
December 31, 2025 and 2024

6. Investments and Fair Value Measurements (continued)

The following table presents PaintCare's fair value hierarchy for those assets measured on a recurring basis as of December 31, 2025:

	Level 1	Level 2	Level 3	Total
Fixed income	\$ 26,316,443	\$ -	\$ -	\$ 26,316,443
Equities	15,774,731	-	-	15,774,731
Cash equivalents	2,088,951	-	-	2,088,951
Total investments	\$ 44,180,125	\$ -	\$ -	\$ 44,180,125

The following table presents PaintCare's fair value hierarchy for those assets measured on a recurring basis as of December 31, 2024:

	Level 1	Level 2	Level 3	Total
Fixed income	\$ 39,801,862	\$ -	\$ -	\$ 39,801,862
Equities	21,923,128	-	-	21,923,128
Cash equivalents	2,841,218	-	-	2,841,218
Total investments	\$ 64,566,208	\$ -	\$ -	\$ 64,566,208

7. Intangible Assets

Net intangible assets consist of the following at December 31:

	2025	2024
Software	\$ 536,922	\$ 517,222
Less: accumulated amortization	(505,047)	(485,641)
Intangible assets, net	\$ 31,875	\$ 31,581

PaintCare Inc.

Notes to Financial Statements
December 31, 2025 and 2024

7. Intangible Assets (continued)

Amortization expense for each year of the estimated remaining lives is estimated to be as follows for the years ending December 31:

2026	\$	15,447
2027		9,861
2028		<u>6,567</u>
Future estimated amortization	\$	<u><u>31,875</u></u>

8. Related Party Transactions

ACA, a related party, is a separate, 501(c)(6) nonprofit organization working to advance the needs of the paint and coatings industry and the professionals who work in it. Through advocacy of the industry and its positions on legislative, regulatory, and judicial issues at the federal, state, and local levels, it acts as an effective ally, ensuring that the industry is represented and fairly considered. ACA also devotes itself to advancing industry efforts with regard to product stewardship, focuses on advancements in science and technology through its technical conferences and journals, as well as online training opportunities. ACA incorporated PaintCare for the sole purpose of implementing programs for post-consumer architectural paint. ACA maintains a controlling interest in PaintCare through the ability to appoint its Board of Directors.

In February 2011, ACA and PaintCare entered into an affiliation agreement whereby ACA charges PaintCare an administrative fee, annually, to cover the following expense categories: allocation of direct labor, occupancy, and infrastructure costs.

For the years ended December 31, 2025 and 2024, the total administrative fees charged by ACA to PaintCare were \$3,966,616 and \$4,099,938, respectively. At December 31, 2025 and 2024, PaintCare owed ACA \$6,419,255 and \$4,458,037, respectively, which is recorded as due to affiliate in the accompanying statements of financial position.

9. Income Taxes

PaintCare is recognized as a tax-exempt organization under Section 501(c)(3) of the Internal Revenue Code, is exempt from income taxes except for taxes on unrelated business activities, and has been determined to not be a private foundation. No tax expense is recorded in the accompanying financial statements for PaintCare, as there was no unrelated business taxable income. Management evaluated PaintCare's tax positions, and concluded that PaintCare's financial statements do not include any uncertain tax positions.

SUPPLEMENTARY INFORMATION

PaintCare Inc.

Statement of Activities, Organized by Program
For the Year Ended December 31, 2025

	Oregon	California	Connecticut	Rhode Island	Minnesota	Vermont	Maine	Colorado	District of Columbia	Washington	New York	Illinois	Maryland	General and Administrative	Total
Operating Revenue and Support															
Paint recovery fees	\$ 4,955,619	\$ 26,365,538	\$ 2,761,377	\$ 747,758	\$ 5,615,138	\$ 1,020,457	\$ 1,397,196	\$ 5,962,855	\$ 425,099	\$ 8,170,072	\$ 16,039,289	\$ 551,944	\$ -	\$ -	\$ 74,012,342
Total operating revenue and support	4,955,619	26,365,538	2,761,377	747,758	5,615,138	1,020,457	1,397,196	5,962,855	425,099	8,170,072	16,039,289	551,944	-	-	74,012,342
Expenses															
Program and delivery services:															
Collection support	47,668	3,350,910	453,426	114,606	507,709	102,076	183,952	452,229	28,864	195,618	706,440	322,296	-	-	6,465,794
Transportation and processing	4,759,082	23,065,884	2,260,790	502,832	4,993,293	541,376	956,824	5,562,175	242,878	7,476,387	6,219,770	254,316	-	-	56,835,607
Communications	483,953	3,403,922	38,639	26,150	15,196	24,385	34,537	186,649	125,305	69,010	3,320,149	114,249	24,457	-	7,866,601
State agency administrative fees	40,000	465,207	20,600	-	12,912	15,000	-	120,000	32,439	71,192	-	10,000	80,000	-	867,350
Professional fees	41,736	79,357	11,915	15,304	22,477	35	9,958	40,505	580	12,850	40,265	29,370	29,691	-	334,043
Other program expenses	288,626	1,209,899	135,995	42,849	270,313	58,491	117,985	444,929	24,528	395,885	859,162	403,338	156,815	-	4,408,815
Total program and delivery services	5,661,065	31,575,179	2,921,365	701,741	5,821,900	741,363	1,303,256	6,806,487	454,594	8,220,942	11,145,786	1,133,569	290,963	-	76,778,210
General and administrative:															
Legal fees	-	-	-	-	-	-	-	-	-	-	-	-	-	56,121	56,121
Management fees	-	-	-	-	-	-	-	-	-	-	-	-	-	3,966,616	3,966,616
Insurance	-	-	-	-	-	-	-	-	-	-	-	-	-	385,657	385,657
Other expense	-	-	-	-	-	-	-	-	-	-	-	-	-	4,741,866	4,741,866
Total general and administrative	-	-	-	-	-	-	-	-	-	-	-	-	-	9,150,260	9,150,260
Total expenses	5,661,065	31,575,179	2,921,365	701,741	5,821,900	741,363	1,303,256	6,806,487	454,594	8,220,942	11,145,786	1,133,569	290,963	9,150,260	85,928,470
Change in Net Assets from Operations	(705,446)	(5,209,641)	(159,988)	46,017	(206,762)	279,094	93,940	(843,632)	(29,495)	(50,870)	4,893,503	(581,625)	(290,963)	(9,150,260)	(11,916,128)
Non-Operating Activities															
Investment return, net	-	-	-	-	-	-	-	-	-	-	-	-	-	4,613,918	4,613,918
Bank interest	-	-	-	-	-	-	-	-	-	-	-	-	-	587,094	587,094
Change in Net Assets Before Allocation of General and Administrative Activities	(705,446)	(5,209,641)	(159,988)	46,017	(206,762)	279,094	93,940	(843,632)	(29,495)	(50,870)	4,893,503	(581,625)	(290,963)	(3,949,248)	(6,715,116)
General and administrative allocation	(392,722)	(3,664,006)	(334,126)	(101,655)	(528,848)	(59,666)	(126,164)	(535,044)	(63,916)	(713,970)	(1,872,062)	(621,390)	(136,691)	9,150,260	-
Investment allocation	-	3,719,477	-	-	406,118	1,448	-	433,829	53,046	-	-	-	-	(4,613,918)	-
Bank interest	47,324	105,235	38,622	11,829	18,546	918	5,455	32,300	3,923	36,399	264,771	13,705	8,067	(587,094)	-
Total Change in Net Assets	(1,050,844)	(5,048,935)	(455,492)	(43,809)	(310,946)	221,794	(26,769)	(912,547)	(36,442)	(728,441)	3,286,212	(1,189,310)	(419,587)	-	(6,715,116)
Net Assets (Deficit), beginning of year	2,875,673	44,203,272	2,838,916	771,537	3,887,413	(137,911)	230,137	5,138,089	637,359	1,981,736	17,184,929	(365,342)	(60,951)	-	79,184,857
Net Assets (Deficit), end of year	\$ 1,824,829	\$ 39,154,337	\$ 2,383,424	\$ 727,728	\$ 3,576,467	\$ 83,883	\$ 203,368	\$ 4,225,542	\$ 600,917	\$ 1,253,295	\$ 20,471,141	\$ (1,554,652)	\$ (480,538)	\$ -	\$ 72,469,741

PaintCare Inc.

Statement of Activities, Organized by Program
For the Year Ended December 31, 2024

	Oregon	California	Connecticut	Rhode Island	Minnesota	Vermont	Maine	Colorado	District of Columbia	Washington	New York	Illinois	Maryland	General and Administrative	Total
Operating Revenue and Support															
Paint recovery fees	\$ 5,210,202	\$ 27,902,745	\$ 3,052,516	\$ 820,714	\$ 6,049,469	\$ 994,440	\$ 1,329,260	\$ 6,435,924	\$ 420,916	\$ 8,438,897	\$ 17,280,221	\$ -	\$ -	\$ -	\$ 77,935,304
Total operating revenue and support	5,210,202	27,902,745	3,052,516	820,714	6,049,469	994,440	1,329,260	6,435,924	420,916	8,438,897	17,280,221	-	-	-	77,935,304
Expenses															
Program and delivery services:															
Collection support	110,296	3,500,362	472,724	108,720	549,767	103,951	194,754	511,469	38,462	245,390	524,254	-	-	-	6,360,149
Transportation and processing	4,606,127	23,208,520	2,499,531	475,516	5,044,971	556,739	1,012,680	6,078,292	211,236	6,884,174	5,578,286	-	-	-	56,156,072
Communications	434,518	4,373,623	8,436	55,243	581,543	21,065	5,225	201,121	165,828	40,170	2,904,595	40,340	532	-	8,832,239
State agency administrative fees	40,000	678,974	20,800	-	9,690	15,000	61,234	120,000	31,617	64,557	-	-	-	-	1,041,872
Professional fees	9,232	370,814	25,524	13,635	1,302	133	23,088	16,621	353	31,581	28,929	104,300	39,922	-	665,434
Other program expenses	199,307	1,255,835	120,802	36,306	314,138	56,342	120,555	356,545	40,223	476,039	863,673	138,518	20,497	-	3,998,780
Total program and delivery services	5,399,480	33,388,128	3,147,817	689,420	6,501,411	753,230	1,417,536	7,284,048	487,719	7,741,911	9,899,737	283,158	60,951	-	77,054,546
General and administrative:															
Legal fees	-	-	-	-	-	-	-	-	-	-	-	-	-	427,939	427,939
Management fees	-	-	-	-	-	-	-	-	-	-	-	-	-	4,099,938	4,099,938
Insurance	-	-	-	-	-	-	-	-	-	-	-	-	-	381,621	381,621
Other expense	-	-	-	-	-	-	-	-	-	-	-	-	-	3,798,303	3,798,303
Total general and administrative	-	-	-	-	-	-	-	-	-	-	-	-	-	8,707,801	8,707,801
Total expenses	5,399,480	33,388,128	3,147,817	689,420	6,501,411	753,230	1,417,536	7,284,048	487,719	7,741,911	9,899,737	283,158	60,951	8,707,801	85,762,347
Change in Net Assets from Operations	(189,278)	(5,485,383)	(95,301)	131,294	(451,942)	241,210	(88,276)	(848,124)	(66,803)	696,986	7,380,484	(283,158)	(60,951)	(8,707,801)	(7,827,043)
Non-Operating Activity															
Investment return, net	-	-	-	-	-	-	-	-	-	-	-	-	-	4,157,734	4,157,734
Change in Net Assets Before Allocation of General and Administrative Activities	(189,278)	(5,485,383)	(95,301)	131,294	(451,942)	241,210	(88,276)	(848,124)	(66,803)	696,986	7,380,484	(283,158)	(60,951)	(4,550,067)	(3,669,309)
General and administrative allocation	(407,431)	(3,801,778)	(346,727)	(105,517)	(548,705)	(61,835)	(130,997)	(555,169)	(66,303)	(740,897)	(1,942,442)	-	-	8,707,801	-
Investment allocation	-	3,360,326	-	-	348,243	(17,397)	-	418,365	48,197	-	-	-	-	(4,157,734)	-
Total Change in Net Assets	(596,709)	(5,926,835)	(442,028)	25,777	(652,404)	161,978	(219,273)	(984,928)	(84,909)	(43,911)	5,438,042	(283,158)	(60,951)	-	(3,669,309)
Net Assets (Deficit), beginning of year	3,472,382	50,130,107	3,280,944	745,760	4,539,817	(299,889)	449,410	6,123,017	722,268	2,025,647	11,746,887	(82,184)	-	-	82,854,166
Net Assets (Deficit), end of year	\$ 2,875,673	\$ 44,203,272	\$ 2,838,916	\$ 771,537	\$ 3,887,413	\$ (137,911)	\$ 230,137	\$ 5,138,089	\$ 637,359	\$ 1,981,736	\$ 17,184,929	\$ (365,342)	\$ (60,951)	\$ -	\$ 79,184,857

Appendix C



Recycle

WITH **PaintCare**



PaintCare Products

These products have a fee when you buy them and are accepted for drop-off at no additional cost:

- Interior and exterior architectural paints: latex, acrylic, water-based, alkyd, oil-based, enamel (including textured coatings)
- Deck coatings, floor paints (including elastomeric)
- Primers, sealers, undercoaters
- Stains
- Shellacs, lacquers, varnishes, urethanes (single component)
- Waterproofing concrete/masonry/wood sealers and repellents (not tar or bitumen-based)
- Metal coatings, rust preventatives
- Field and lawn paints

Leaking, unlabeled, and empty containers are not accepted at drop-off sites.

Non-PaintCare Products

- Paint thinners, mineral spirits, solvents
- Aerosol coatings
- Auto and marine paints
- Art and craft paints
- Caulk, epoxies, glues, adhesives
- Paint additives, colorants, tints, resins
- Wood preservatives (containing pesticides)
- Roof patch and repair
- Asphalt, tar, and bitumen-based products
- 2-component coatings
- Deck cleaners
- Traffic and road marking paints
- Industrial Maintenance (IM) coatings
- Original Equipment Manufacturer (OEM) (shop application) paints and finishes

For information about recycling and proper disposal of non-PaintCare products, please contact your garbage hauler, local environmental health agency, household hazardous waste program, or public works department.



A Program to Manage Leftover Paint

Each year about 850 million gallons of architectural paint are sold in the United States. Did you know that about 10 percent goes unused and can be reused and recycled?

Washington's paint stewardship law requires the paint manufacturing industry to operate a financially sustainable and environmentally responsible program to manage postconsumer (leftover) architectural paint. Paint manufacturers created PaintCare, a nonprofit organization, to run paint stewardship programs in states with applicable laws.

The program includes education about buying the right amount of paint, tips for using up remaining paint, and setting up convenient recycling locations throughout the state.

Where Do I Take Leftover Paint?

Paint recycling is convenient with PaintCare. We set up paint drop-off sites throughout the state. To find your nearest drop-off site, use PaintCare's drop-off site locator at www.paintcare.org or call our hotline at (855) PAINT09.

How to Recycle

PaintCare sites accept all brands of leftover house paint, stain, and varnish, whether recently used or many years old. Containers must be five gallons or smaller, and some types of paint are not accepted. See back panel for a list of what PaintCare accepts.

All PaintCare drop-off sites accept up to five gallons of paint per visit. Some sites accept more. Please call sites in advance to confirm business hours and make sure they can accept the amount of paint you would like to recycle.

Make sure all paint containers have lids and original labels, and load them securely in your vehicle if driving. Take them to a drop-off site during their regular business hours. We'll take it from there.



What Happens to the Paint?

PaintCare makes sure that your leftover paint is processed into recycled paint, used as a fuel, made into other products, or is properly disposed if no other beneficial use for it can be found.

Who Can Use the Program?

Households may drop off as much latex or oil-based paint as the PaintCare drop-off site is willing to accept

Businesses may drop off any amount of latex-based paint the PaintCare drop-off site is willing to accept, but limits may apply to oil-based paint. Visit www.paintcare.org/business-limits for more information.

Do You Accept Large Volumes of Paint?

If you have at least 100 gallons of paint to recycle at your business or home, ask about our free large volume pickup service. Please visit www.paintcare.org for more details or to request a pickup.



PaintCare Fee

PaintCare is funded by a fee paid by paint manufacturers for each can of paint sold in the state. Manufacturers pass the fee to retailers, who then apply it to the price of paint. Retailers are encouraged to show the fee on customer receipts. The fee is based on the size of the container as follows:

\$ 0.00	Half pint or smaller
\$ 0.45	Larger than half pint up to smaller than 1 gallon
\$ 0.95	1 – 2 gallons
\$ 1.95	Larger than 2 gallons up to 5 gallons

Not a Deposit

The fee is not a deposit—it is part of the purchase price. The fee is used to fund the costs of running the program, including recycling, public education, staffing, and other expenses.

Contact Us

To learn more or find a drop-off site, please visit www.paintcare.org or call (855) PAINT09.



It's easy to recycle
your leftover paint,
stain, and varnish.

Find a drop-off site near you:
(855) PAINT09 | paintcare.org



Scan the code above or visit
paintcare.org/drop-off-sites
to find your local drop-off site.
Get tips on how to buy the right
amount of paint, use up what's
left, and recycle the rest at
paintcare.org/paint-smarter.

*A nonprofit organization created by paint
companies, PaintCare is committed
to making it easy and convenient to
recycle leftover paint in states with paint
stewardship laws.*

xx-mcen-0924

Mini Card



PaintCare®

RECYCLING MADE EASY

About the Paint Recycling Program

Paint manufacturers created PaintCare, a nonprofit organization, to provide convenient places for households and businesses to recycle leftover paint. PaintCare sets up paint drop-off sites throughout states that pass paint stewardship laws.

✔ PAINTCARE PRODUCTS

These products have a fee when you buy them and are accepted for drop-off at no additional cost:

- Interior and exterior architectural paints: latex, acrylic, water-based, alkyd, oil-based, enamel (including textured coatings)
- Deck coatings, floor paints (including elastomeric)
- Primers, sealers, undercoaters
- Stains
- Shellacs, lacquers, varnishes, urethanes (single component)
- Waterproofing concrete/masonry/wood sealers and repellents (not tar or bitumen-based)
- Metal coatings, rust preventatives
- Field and lawn paints

Leaking, unlabeled, and empty containers are not accepted at drop-off sites.

PAINTCARE FEE

The PaintCare fee is applied to the purchase price of architectural paint as required by law. The fee funds collection, transportation, and processing costs. The fee is based on container size as follows:

\$0.00	Half pint or smaller
\$0.45	Larger than half pint up to smaller than 1 gallon
\$0.95	1–2 gallons
\$1.95	Larger than 2 gallons up to 5 gallons

For more information or to find a place to take your unwanted paint for recycling, please ask for the PaintCare brochure, visit paintcare.org, or call (855) PAINT09.

✘ NON-PAINTCARE PRODUCTS

- Paint thinners, mineral spirits, solvents
- Aerosol paints (spray cans)
- Auto and marine paints
- Art and craft paints
- Caulk, epoxies, glues, adhesives
- Paint additives, colorants, tints, resins
- Wood preservatives (containing pesticides)
- Roof patch and repair
- Asphalt, tar, and bitumen-based products
- 2-component coatings
- Deck cleaners
- Traffic and road marking paints
- Industrial Maintenance (IM) coatings
- Original Equipment Manufacturer (OEM) (shop application) paints and finishes



Counter Mat

Recycle with PaintCare!



Buy Right: Consult with painting professionals and retailers to buy the right amount of paint and reduce potential waste.



Use It Up: Use up leftover paint on the surface you are painting, on additional painting projects around the house, or give it to someone else in your community.



Recycle the Rest: When you can't use up leftover paint, drop it off with PaintCare to get it recycled!

Visit www.paintcare.org to find a year-round paint drop-off site near you or schedule a large volume pickup.



What types of paint products can be recycled with PaintCare?

PAINTCARE PRODUCTS

The following are products included in the program. When purchased, the PaintCare fee is applied. These products are accepted at no additional cost when dropped off at PaintCare's participating drop-off sites.

- Interior and exterior architectural paints: latex, acrylic, water-based, alkyd, oil-based
- Deck coatings, floor paints (including textured coatings)
- Primers, sealers, undercoaters
- Stains
- Shellacs, lacquers, varnishes, urethanes (single component)
- Waterproofing concrete/masonry/wood sealers and repellents (not tar or bitumen-based)
- Metal coatings, rust preventatives
- Field and lawn paints

NON-PAINTCARE PRODUCTS

The following are non-PaintCare products and are not included in the program. When purchased, the PaintCare fee is not applied. They are not accepted at PaintCare's participating drop-off sites.

- Paint thinners, mineral spirits, solvents
- Aerosol paints (spray cans)
- Auto and marine paints
- Art and craft paints
- Caulk, epoxies, glues, adhesives
- Paint additives, colorants, tints, resins
- Wood preservatives (containing pesticides)
- Roof patch and repair
- Asphalt, tar, and bitumen-based products
- 2-component coatings
- Deck cleaners
- Traffic and road marking paints
- Industrial Maintenance (IM) coatings
- Original Equipment Manufacturing (OEM) (shop application) paints and finishes
- Containers that are leaking or empty, and containers without the original printed manufacturer's label are not accepted at retail drop-off sites

PROGRAM FUNDING

The PaintCare fee is applied to the purchase price of architectural paint sold in Washington as required by law. The fee is based on container size:

Half pint or smaller	\$0.00
Larger than half pint up to smaller than 1 gallon	\$0.45
1 gallon up to 2 gallons	\$0.95
Larger than 2 gallons up to 5 gallons	\$1.95

Recycle Paint at This Store



✓ PAINTCARE PRODUCTS

Paint must be in sealed, original container with original manufacturer label.

- House paint and primers (latex or oil-based)
- Stains
- Deck and concrete sealers
- Clear finishes (e.g., varnishes, shellac)

✗ NON-PAINTCARE PRODUCTS

No leaking, unlabeled, or empty containers

- No aerosol coatings
- No drums or containers larger than 5 gallons
- We cannot accept other hazardous waste or chemicals such as paint thinner, solvents, motor oil, spackle, glue, adhesive, roofing tar, pesticides, cleaning chemicals

Paint is accepted during business hours only. Staff will check all products before accepting.



For a complete list of PaintCare Products, scan the code, ask for the PaintCare brochure, visit www.paintcare.org, or call (855) PAINT09.



PaintCare®
RECYCLING MADE EASY



PaintCare®
RECYCLING MADE EASY

We are a PaintCare Partner

The fee on the sale
of paint in Washington
funds our program.

Recycle with PaintCare

To learn more, visit paintcare.org
or call (855) PAINT09.





PaintCare™

RECYCLING MADE EASY

✓ PaintCare Products

These products have a fee when you buy them and are accepted for drop-off at no additional cost:

- Interior and exterior architectural paints: latex, acrylic, water-based, alkyd, oil-based, enamel (including textured coatings)
- Deck coatings, floor paints (including elastomeric)
- Primers, sealers, undercoaters
- Stains
- Shellacs, lacquers, varnishes, urethanes (single component)
- Waterproofing concrete/masonry/wood sealers and repellents (not tar or bitumen-based)
- Metal coatings, rust preventatives
- Field and lawn paints

Products must be in original containers with original labels.
Latex paint that is dried out and "rock hard" is also acceptable.

✗ Non-PaintCare Products

These products do not have a fee when purchased and are not accepted at drop-off sites:

- Paint thinners, mineral spirits, solvents
- Aerosol paints (spray cans)
- Auto and marine paints
- Arts and crafts paints
- Caulk, epoxies, glues, adhesives
- Paint additives, colorants, tints, resins
- Wood preservatives (containing pesticides)
- Roof patch and repair
- Asphalt, tar, and bitumen-based products
- 2-component coatings
- Deck cleaners
- Traffic and road marking paints
- Industrial Maintenance (IM) coatings
- Original Equipment Manufacturer (OEM) (shop application) paints and finishes

Leaking, unlabeled, and empty containers are not accepted at drop-off sites.

To learn more, please call **(855) PAINT09** or visit **www.paintcare.org**

See a staff member for assistance before dropping off paint for recycling.



XX-MACN-001

NO DUMPING

STOP!
IT'S ILLEGAL
to dump or abandon
Paint, Oil, or other
Hazardous Waste



THIS AREA MAY BE UNDER
VIDEO SURVEILLANCE

Violators Will Be Prosecuted

LARGE VOLUME PICKUP (LVP) SERVICE

Free Pickups for 100+ Gallons of Leftover Paint



In states where PaintCare operates, households, businesses, and others who have accumulated a large volume of paint may be eligible for PaintCare's free large volume pickup service (LVP) for 100 or more gallons, measured by container size, not liquid volume.

How to Request an LVP



1 Sort and count your paint

Tally the number of each container size and the type of products you have, sorted into two categories:

- Water-based paints and stains
- Oil-based paints and stains and any other program products (sealers and clear top-coat products, such as varnish and shellac)



2 Fill out the request form

Fill out the LVP request form at www.paintcare.org/pickup. Call PaintCare at (855) PAINT09 if you need assistance using the web form.



3 Schedule your pickup

PaintCare staff will either approve your site for a pickup or inform you of the best place to take your paint if you do not meet the requirements. If approved, we will connect you with our licensed transporter to schedule a pickup. It may be several weeks before your pickup occurs.



4 Prepare for your pickup

Sort your products into the two categories as noted above and store them in an area that has easy access for the transporter. The path should be at least four feet wide to accommodate movement of the paint collection bins.

On the day of your pickup, the transporter is responsible for packing the paint into the bins. Once your paint is properly packed and loaded onto the transporter's truck, you will sign a shipping document and receive a copy for your records. Your paint will then be taken to an authorized facility for processing.

To view a full list of accepted products, please visit www.paintcare.org/products. For non-PaintCare products, households should reach out to their local Household Hazardous Waste facility and businesses should contact a licensed hazardous waste transportation company.



Drums and Bulked Paint Are Not Accepted

PaintCare only accepts paint in containers that are 5 gallons or smaller in size. Leave paint in original cans with original labels; do not combine or bulk paint from small cans into larger ones.



With the exception of businesses in Illinois, to use the PaintCare program for oil-based paint, a business must qualify as an exempt generator under federal and any analogous state hazardous waste generator rules. Please visit www.paintcare.org/business-limits for more information on exempt generator rules. If your business does not qualify as an exempt generator, it will not be able to use the program for oil-based paint, but it can still use the program for latex products. (Non-exempt generators may use the pickup service in New York. Contact PaintCare for details.)

For more information, visit www.paintcare.org.

Information for PAINTING CONTRACTORS



PaintCare is a nonprofit organization created by paint companies to help consumers manage leftover paint responsibly. We provide drop-off sites and pickups where households and businesses can clear out leftover paint free of charge for recycling, reuse, and other management.



Convenient Drop-Off Sites

Contractors and their clients can bring paint to PaintCare's drop-off sites year-round. Most sites accept up to 5 gallons per visit; some take more. Find the nearest drop-off sites at www.paintcare.org/drop-off-sites.

Fee and Funding

Paint stewardship laws require a fee to be added by manufacturers to the wholesale price of all paint covered products sold in the states where PaintCare operates. The fee funds PaintCare program operations including paint collection and recycling, consumer education, and program administration.

Fee ranges vary by container size and by state. To find the fee ranges applicable to the products you are purchasing, please visit www.paintcare.org/fee.

The PaintCare fee is only added to the products collected by the program. Visit www.paintcare.org/products for the complete list of accepted and unaccepted products.



Free Pickup Service for Large Volumes

Painting contractors with at least 100 gallons of leftover paint may qualify for a free pickup. Learn more and request an appointment at www.paintcare.org/pickup.



Small containers
(e.g., pints & quarts)
\$0.30–\$0.65



Mid-size containers
(1–2 gallons)
\$0.65–\$1.45



Larger sizes
(up to 5 gallons)
\$1.50–\$2.75

Recommendations for Contractors

When estimating jobs, contractors should take the PaintCare fee into account by checking with suppliers to make sure their quotes for paint products include the fee. PaintCare suggests that painting contractors pass on the fee to customers in order to recoup the cost. Tell customers that quotes include the fee which funds the recycling program they can use.



With the exception of businesses in Illinois, to use the PaintCare program for oil-based paint, a business must qualify as an exempt generator under federal and any analogous state hazardous waste generator rules. Please visit www.paintcare.org/business-limits for more information on exempt generator rules. If your business does not qualify as an exempt generator, it will not be able to use the program for oil-based paint, but it can still use the program for latex products. (Non-exempt generators may use the pickup service in New York. Contact PaintCare for details.)

For more information, visit www.paintcare.org.

Become a RETAIL DROP-OFF SITE



PaintCare is a nonprofit organization created by paint companies to help consumers manage leftover paint responsibly. PaintCare sets up convenient drop-off locations for unwanted or leftover paint throughout each state with a paint stewardship law.

Benefits for PaintCare Drop-Off Sites

- Make recycling of leftover paint more convenient for your customers
- Support the paint industry's effort to lead the way in being responsible for end-of-life management of its products
- Put leftover paint to a beneficial use and keep it out of landfills
- Promote your store's environmental responsibility
- Increase customer foot traffic and sales opportunities
- Help relieve local government of their cost of managing leftover paint
- Be advertised by PaintCare on their website and in consumer outreach efforts
- Help your state conserve resources, keep paint out of the waste stream, and prevent the improper disposal of paint in your community

Drop-Off Sites receive free of charge

- Reusable paint collection bins
- Paint transportation and processing services
- Training materials and staff training at your site
- Program brochures, signage, and customer education materials
- Paint spill kits
- Listing of your store as a drop-off site on our website and in advertisements and promotional materials

Drop-Off Site Responsibilities

- Provide secure storage area for paint collection bins
- Accept all brands of leftover PaintCare products from the public during regular business hours
- Place only PaintCare products in paint collection bins, taking care not to open containers
- Keep paint collection bins neat and properly packed
- Complete minimal paperwork related to tracking outgoing paint shipments
- Ensure all staff maintain training on PaintCare program guidelines and operating procedures
- Display "drop-off site" signs in store window and provide consumers education materials about the program



Most drop-off sites are paint and hardware stores; others are waste transfer stations, recycling centers, landfills, and household hazardous waste (HHW) facilities. There are more than 2,400 drop-off sites across all PaintCare programs.

Participation as a drop-off site is voluntary. However, all retailers in active PaintCare states should 1) be aware of the program, 2) know that the PaintCare fee is applied to the price of architectural paint products, and 3) know that drop-off sites are available throughout the state.

Interested in Becoming a Drop-Off Site?

Fill out the interest form online at
www.paintcare.org/drop-off-site-interest-form.



For more information, visit www.paintcare.org.

WASHINGTON PAINT STEWARDSHIP

for Retailers



PaintCare is a nonprofit organization created by paint companies to help consumers manage leftover paint responsibly. PaintCare sets up convenient drop-off locations for unwanted paint throughout each state with a paint stewardship law. Funding for each program comes from a fee applied to the price of paint sold in the same state.

Participation as a Drop-Off Site is Voluntary

Paint retailers are encouraged to participate as paint drop-off sites. Participating can increase foot traffic and provide an environmentally responsible service for retailers' customers by making it convenient for them to recycle leftover paint. Store staff will screen and accept paint from the public. All supplies, including collection bins, as well as transportation and recycling of the paint, and site training, will be provided by the PaintCare program. PaintCare also promotes sites to the local community.

To become a drop-off site, fill out the interest form: www.paintcare.org/drop-off-site-interest-form/

Requirements of Retailers



1. Check Registered Manufacturers and Brands

Paint manufacturers must register their company with PaintCare, and they must register all architectural paint brands they sell in the state. Retailers may not sell architectural paints in Washington that are not registered. PaintCare publishes lists of registered manufacturers and brands so that retailers can check to see that the products they sell are registered. Please visit www.paintcare.org/manufacturers for current registration lists.



2. Pass on the PaintCare Fee

State law requires that a stewardship fee (PaintCare fee) is applied by manufacturers to the wholesale price of all architectural paint sold in Washington. This fee funds all aspects of running the program. The fee is remitted by manufacturers to PaintCare. Manufacturers then pass the fee to their dealers and retailers who add it to the wholesale price of covered products. Retailers should see the PaintCare fee on invoices from suppliers. The law also requires that retailers and distributors include the fee in the price of architectural paint they sell in stores and online. The fee paid by customers to retailers offsets the fee charged to the retailers. This ensures a level playing field for all parties.



3. Provide Information to Customers

Paint retailers in Washington are required by law to provide customers with information regarding the program and paint collection and recycling opportunities. The requirement to provide paint stewardship information at the time of purchase applies to both in store paint retail and online paint retail. PaintCare has developed educational materials that meet state requirements and provides them free of charge to all paint retailers and others wishing to distribute them.

Fee ranges vary by container size:



\$0.00

Half pint or smaller



\$0.65

Larger than half pint up to smaller than 1 gallon



\$1.45

1–2 gallons



\$2.75

Larger than 2 gallons up to 5 gallons

COMMON QUESTIONS

How is the fee calculated?

The fee is set to cover the cost of a fully operating program. PaintCare estimated the annual program expenses and sales of architectural paint in Washington and determined a fee structure that provides the revenue needed to fund the program. PaintCare is a nonprofit organization and operates programs on a state-by-state basis, so the fee may increase or decrease in the future and is different from state to state.

Is sales tax applied to the fee itself?

Yes. The fee is part of the purchase price; therefore, sales tax is collected on the fee. The fee itself is not a tax.

Is the fee a deposit to be returned to customers?

The fee is not a deposit. The fee is used entirely to cover the expenses of running the program. The fee is not given back as a deposit for dropping off covered products or empty paint cans (empty cans are not accepted by the PaintCare program).

Are we required to show the fee on receipts?

While it's not required, PaintCare encourages retailers to list the PaintCare fee on purchase receipts to aid in consumer education, and most stores do so. Most states have enacted price accuracy statutes that govern the nature of pricing information that must be disclosed to consumers. Retailers should be mindful that regulators in some states may view their state's laws as requiring retailers to incorporate the PaintCare fee in the product price displayed to consumers, regardless of whether a retailer chooses to break the PaintCare fee out separately on purchase receipts. For more information, visit www.paintcare.org/pricinglaws.

Do we refund the fee if a product is returned?

Yes, the fee should be refunded because it is part of the purchase price.

How does the public know about the fee?

PaintCare provides printed materials for retailers to distribute to the public to help explain the purpose of the fee, how the program works, and how to find a paint drop-off site. Translated materials are available in Spanish and over two dozen other languages, provided upon request. Additional materials can be ordered as needed for no charge. In addition to retailers, PaintCare works with contractor associations to inform professional painting contractors and conducts general outreach campaigns that may include digital and online advertising, direct mail, newspaper, radio, and television.

What products are covered?

PaintCare sites accept house paint as well as primers, stains, sealers, and clear coatings, such as shellac and varnish. All products must be in their original, labeled containers (no larger than five gallons) and must be covered with a secure lid. Certain products are not accepted. Review the list of accepted products at www.paintcare.org/products.

Contact

Lauren Scher
Program Manager (Oregon & Washington)
503-410-1648
lscher@paint.org



For more information, visit www.paintcare.org.

THE PAINTCARE FEE

PaintCare is a nonprofit organization created by paint companies to help consumers manage leftover paint responsibly. PaintCare sets up convenient drop-off locations for unwanted paint throughout each state with a paint stewardship law. Funding for each program comes from a fee applied to the price of paint sold in the same state.

Fee and Funding

Paint stewardship laws require retailers to add a fee to architectural paint products and make sure they are not selling unregistered brands of architectural paint. The fee is applied to the purchase price of each container of architectural paint sold. It funds all aspects of the PaintCare program including collection, transportation, and processing of unused postconsumer (leftover) architectural paint, public education about proper paint management, and administrative costs.

The fee is paid to PaintCare by paint manufacturers. This fee is then added to the wholesale and retail purchase price of paint, passing the cost of managing postconsumer paint to everyone who purchases paint. This reduces local and state government costs for paint management and provides funding for a more convenient, statewide paint management program.

Fee ranges vary by container size and by state:



\$0.30–\$0.65

Larger than half pint up to smaller than 1 gallon



\$0.65–\$1.45

1–2 gallons



\$1.50–\$2.75

Larger than 2 gallons up to 5 gallons

The PaintCare fee is not a tax; it does not go to the state. The PaintCare fee is not a deposit; customers don't get it back when dropping off paint. Find all fees at www.paintcare.org/fee.

Setting the Fee

When a new program starts, the fee is set to cover the cost of a fully implemented program. PaintCare estimates annual sales of paint in each state and then divides the cost of the program in that state by the number of containers sold in that state. Next, the fee is adjusted based on container size by taking into consideration the typical percentage of unused paint for each size (e.g., the percentage of unused paint from one 5-gallon container is typically less than from five 1-gallon containers).

PaintCare is a nonprofit organization, so the fee may be decreased if set at a level beyond what is needed to cover program expenses. Likewise, the fee may be increased if PaintCare does not collect enough revenue to cover the costs to operate the state program.

Passing on the Fee

Each state or jurisdiction's law requires retailers to pass on the fee to consumers, ensuring a level playing field for all parties. This requirement includes paint sold online on any e-commerce websites.

Recommendations for Painting Contractors

When estimating jobs, painting contractors should take the PaintCare fee into account by checking with suppliers to make sure their quotes for paint products include the fee. PaintCare suggests that painting contractors pass on the fee to customers in order to recoup the fee they pay. Tell customers that quotes include the fee which funds the recycling program they can use.



Common Questions

Are retailers required to show the fee on receipts?

While it's not required, PaintCare encourages retailers to list the PaintCare fee on purchase receipts to aid in consumer education, and most stores do so. Most states have enacted price accuracy statutes that govern the nature of pricing information that must be disclosed to consumers. Retailers should be mindful that regulators in some states may view their state's laws as requiring retailers to incorporate the PaintCare fee in the product price displayed to consumers, regardless of whether a retailer chooses to break the PaintCare fee out separately on purchase receipts. For more information, visit www.paintcare.org/pricinglaws.

Is the fee taxable?

Yes, the fee is part of the purchase price of paint. Sales tax is collected on the fee in most cases, except in Oregon, a state that does not have a sales tax, and Maine, per supplemental legislation.

Is the fee to be applied to paint sold to customers who are exempt from sales tax?

Yes, government agencies and other organizations that are exempt from sales tax in PaintCare States must still pay the fee, because it is part of the price of paint. However, the fee, like the rest of the product price, should not be taxed for sales tax-exempt organizations.

Do retailers return the fee if someone returns a product?

Yes. The fee should be returned as part of the purchase price.

How does the public know about the fee?

PaintCare provides public education materials to retailers. These materials explain the purpose of the fee, where to take paint for recycling, and other information about the program. When a new state program begins, PaintCare mails a package of materials to retailers. As needed, retailers may order additional free materials from PaintCare at any time. In addition to retailer information, PaintCare works with contractor associations to provide information to trade painters and conducts general outreach including newspaper, radio, television, and online advertising.

How do we as retailers know what products to put the fee on?

Suppliers' invoices should indicate that you are being charged the fee, so you simply pass on the fee for those items. Additionally, PaintCare and each state's oversight agency list all architectural paint manufacturers and brands that are registered for the program on their websites. Retailers may not sell brands that are not registered with the program. If your store sells architectural coatings that are not on the list of registered products, please notify PaintCare so we can contact the manufacturer to get them registered.

What products are covered?

The products accepted at PaintCare drop-off sites are the same products that have a fee when they are sold. PaintCare sites accept house paint as well as primers, stains, sealers, and clear coatings, such as shellac and varnish. All products must be in their original, labeled containers (no larger than 5 gallons) and must be covered with a secure lid. Certain products are not accepted. Review the list of accepted products at www.paintcare.org/products.

For New Programs: Do we apply the fee to sales on the first day of the program for inventory purchased before the first day of the program, even though we didn't pay a fee for the product to the distributor or manufacturer?

Yes, retailers must add the fee on all covered products sold on or after the first day of the program, regardless of when (before or after program launch) they were purchased from the distributor or manufacturer.

For more information, visit www.paintcare.org.

PaintCare is a nonprofit organization created by paint companies to help consumers manage leftover paint responsibly. PaintCare sets up convenient drop-off locations for unwanted paint throughout each state with a paint stewardship law. Most PaintCare sites are paint and hardware stores, but solid waste facilities including transfer stations, recycling centers, landfills, and household hazardous waste (HHW) facilities also participate.

To become a drop-off site, fill out the interest form: www.paintcare.org/drop-off-site-interest-form/.

Benefits for PaintCare Drop-Off Sites

- Transportation and recycling costs of accepted products are paid by PaintCare
- Recycling leftover paint is more convenient for customers
- Help relieve local government of their cost of managing leftover paint
- Conserve resources, keep paint out of the solid waste stream, and prevent the improper disposal of paint
- Optional: offer paint in good condition for reuse and receive reimbursement: www.paintcare.org/paintshare

Drop-Off Site Responsibilities

- Provide secure storage area for paint collection bins
- Accept all brands of leftover PaintCare products from the public during operating hours
- Place only PaintCare products in paint collection bins
- Keep paint collection bins neat and properly packed
- Complete minimal paperwork related to tracking outgoing paint shipments
- Ensure all staff maintain training on PaintCare drop-off site guidelines and operating procedures

PaintCare Provides

- Reusable paint collection bins
- Training materials and staff training at your site
- Program brochures, signage, and customer education materials
- Listing your drop-off site on PaintCare website and in ads and promotional materials (optional)
- Compensation for value-added services including paint reuse programs and bulking of oil-based paint

Common Questions

Will becoming a PaintCare drop-off site require operational changes?

No. Your facility may continue to restrict who can access the paint collection program at your site. If your facility only serves a specific geographic region (e.g., towns, cities, or counties), you will not be required to serve customers that live outside of that area. Similarly, if your facility is not permitted to accept business waste, you will not be required to do so. (PaintCare retail sites accept paint from households and businesses.)

How do billing and payments work?

In the most common scenario, when your site ships out PaintCare products, the transporter sends PaintCare an invoice directly. This avoids the need for reimbursement. If your site also contracts with PaintCare for value-added services such as paint reuse, your program sends an invoice to PaintCare for reimbursement.

What products are covered?

PaintCare sites accept house paint as well as primers, stains, sealers, and clear coatings, such as shellac and varnish. All products must be in their original, labeled containers (no larger than five gallons) and must be covered with a secure lid. Certain products are not accepted. Review the list of accepted products at www.paintcare.org/products.

Water-Based (Latex) Paint is a Resource

PaintCare aims to conserve resources by maximizing paint recycling. HHW programs that previously did not accept water-based paint now have a better solution than encouraging consumers to dry it out and place it in the trash.

SOLID WASTE FACILITIES INCLUDING TRANSFER STATIONS, RECYCLING CENTERS, AND LANDFILLS



PaintCare is a nonprofit organization created by paint companies to help consumers manage leftover paint responsibly. PaintCare sets up convenient drop-off locations for unwanted paint throughout each state with a paint stewardship law. Most PaintCare sites are paint and hardware stores, but solid waste facilities including transfer stations, recycling centers, landfills, and household hazardous waste (HHW) facilities also participate.

To become a drop-off site, fill out the interest form: www.paintcare.org/drop-off-site-interest-form/.

Benefits for PaintCare Drop-Off Sites

- Transportation and recycling costs of accepted products are paid by PaintCare
- Recycling leftover paint is more convenient for customers
- Help relieve local government of their cost of managing leftover paint
- Conserve resources, keep paint out of the solid waste stream, and prevent the improper disposal of paint
- Optional: offer paint in good condition for reuse and receive reimbursement: www.paintcare.org/paintshare

Drop-Off Site Responsibilities

- Provide secure storage area for paint collection bins
- Accept all brands of leftover PaintCare products from the public during operating hours
- Place only PaintCare products in paint collection bins, taking care not to open containers
- Keep paint collection bins neat and properly packed
- Complete minimal paperwork related to tracking outgoing paint shipments
- Ensure all staff maintain training on PaintCare drop-off site guidelines and operating procedures

PaintCare Provides

- Reusable paint collection bins
- Training materials and staff training at your site
- Program brochures, signage, and customer education materials
- Listing your drop-off site on PaintCare website and in ads and promotional materials (optional)

Common Questions

Will becoming a PaintCare drop-off site require operational changes?

No. Your facility may continue to restrict who can access the paint collection program at your site. If your facility only serves a specific geographic region (e.g., towns, cities, or counties), you will not be required to serve customers that live outside of that area. Similarly, if your facility is not permitted to accept business waste, you will not be required to do so. (PaintCare retail sites accept paint from households and businesses.)

How can PaintCare benefit Solid Waste Facilities?

Solid waste facilities that generate leftover paint but are not PaintCare drop-off sites can use PaintCare's drop-off sites or free pickup service for 100+ gallons of paint.

What products are covered?

PaintCare sites accept house paint as well as primers, stains, sealers, and clear coatings, such as shellac and varnish. All products must be in their original, labeled containers (no larger than five gallons) and must be covered with a secure lid. Certain products are not accepted. Review the list of accepted products at www.paintcare.org/products.

Water-Based (Latex) Paint is a Resource

PaintCare aims to conserve resources by maximizing paint recycling. HHW programs that previously did not accept water-based paint now have a better solution than encouraging consumers to dry it out and place it in the trash.

JOINT OUTREACH PROJECTS

for government agencies partnering with PaintCare



If you are a local government that has partnered with PaintCare, we offer limited funding support for outreach activities that promote the PaintCare program. We are most interested in partnering with you when setting up new PaintCare sites, where participation is low, or to promote one-day household hazardous waste events to boost the amount of paint collected. We support costs for radio, newspaper, social media, and direct mail, and will consider other media.

Joint Outreach Application Process

Project budgets and all creative work must be reviewed and approved by PaintCare. Creative work includes text, images, and scripts. All projects must include PaintCare's website address and logo and mention that other PaintCare drop-off sites can be found at www.paintcare.org. Please complete our Proposal Form for Joint Outreach Projects on the Waste Facilities page at www.paintcare.org/waste-facilities or email smeteer@paint.org with questions. PaintCare can provide artwork and photos you can use for creating drafts.

Your Responsibilities

At the start of each project, we request that you provide PaintCare with draft text, dimensions and/or specs, and due dates for the materials.

- **Brochures & Postcards:** You are responsible for sending artwork files to your printer, coordinating mailings, and distribution. After the project is completed, we request a description of how, when, and where the piece was distributed and an electronic copy of the final piece.
- **Newspaper:** You are responsible for scheduling and sending artwork files to the newspaper. After the project is completed, we request a list of run dates for each newspaper and a scan of each ad.
- **Radio:** You are responsible for providing the pre-approved scripts to the stations and handling scheduling. After the project is completed, we request you provide text of the final script with a list of run dates and times.
- **Digital Media & Other:** We are open to other types of projects such as digital advertising and social media campaigns, as well as other forms of outreach. Please coordinate details in advance and send PaintCare supporting documentation along with your invoice so we have a record of the projects and examples to show others.

Design Assistance

PaintCare can assist with basic layout and graphic design for print and digital projects. When we provide this type of assistance, we will provide electronic files for you to send for printing or ad placement. Other than editing and commenting on scripts, we do not provide in-house assistance with audio or video production. Please allow plenty of time for project planning, approvals, and editing. Depending on the time of year, this may take 4–8 weeks.

Reimbursement

PaintCare provides reimbursements for approved projects only. We do not provide money up front, pay vendors directly, or accept requests for reimbursements on projects that have already been completed. Generally, PaintCare will reimburse costs for approved projects proportional to the amount of the project dedicated to PaintCare information. Funding amounts may also differ depending on available resources and our other outreach taking place in your area.

To be reimbursed after the project is completed, send an invoice from your government agency, samples of final pieces, and copies of invoices from your vendors to paintcare@bill.com and copy Stacy Meteer at smeteer@paint.org. The "To:" space on the invoice should be addressed to PaintCare, 901 New York Ave NW, Suite 300 West, Washington DC, 20001. In the space for purchase orders please write "6369 Communications: Other, Joint Projects – *[INSERT YOUR STATE]*"

For more information, visit www.paintcare.org.

REUSE PROGRAMS

Compensation and Reporting



PaintCare encourages household hazardous waste programs (i.e., swap shops or exchanges) and reuse stores to operate paint reuse programs. Reuse programs return good quality, unused paint to the local community at low or no cost. Reuse is a preferred method of waste management. To encourage reuse, PaintCare will compensate paint drop-off sites operating a reuse program under a contract with PaintCare.

Operating a Reuse Program

Any PaintCare products (qualifying paint, stain, and varnish as defined by PaintCare – please see www.paintcare.org/products) that are distributed through reuse programs must be in their original container, have an original label, and be in good physical and aesthetic condition. Contents must be liquid and relatively new. Containers should be closed securely before being placed in the reuse storage area.

Customers must sign a waiver form explaining that the paint is taken “as-is” with no guarantee of quality or contents. The customer is required to read, complete, and sign the form, and site staff members are required to verify and record what has been taken by the customer. If a reuse facility does not use a waiver form, the facility accepts the liability for the materials. The staff must record the number of containers taken by each participant and the total estimated volume on the log.



Reuse room at the Household Hazardous Waste Facility at the Yolo County Central Landfill in Woodland, CA.

Track and Report by Volume (gallons)

- Containers may contain any amount of paint in them
- Sites must determine and report total gallons of latex paint and total gallons of oil-based paint distributed for reuse
- Compensation is provided at \$1.60 per gallon

The site must track and report the actual volume of paint in the containers using an internal methodology (e.g., weigh the cans on a scale, estimate weight by hand, do visual inspection). The methodology must be provided to PaintCare upon request.

For more information, visit www.paintcare.org.

Appendix D



2025 Annual Survey Results

prepared by



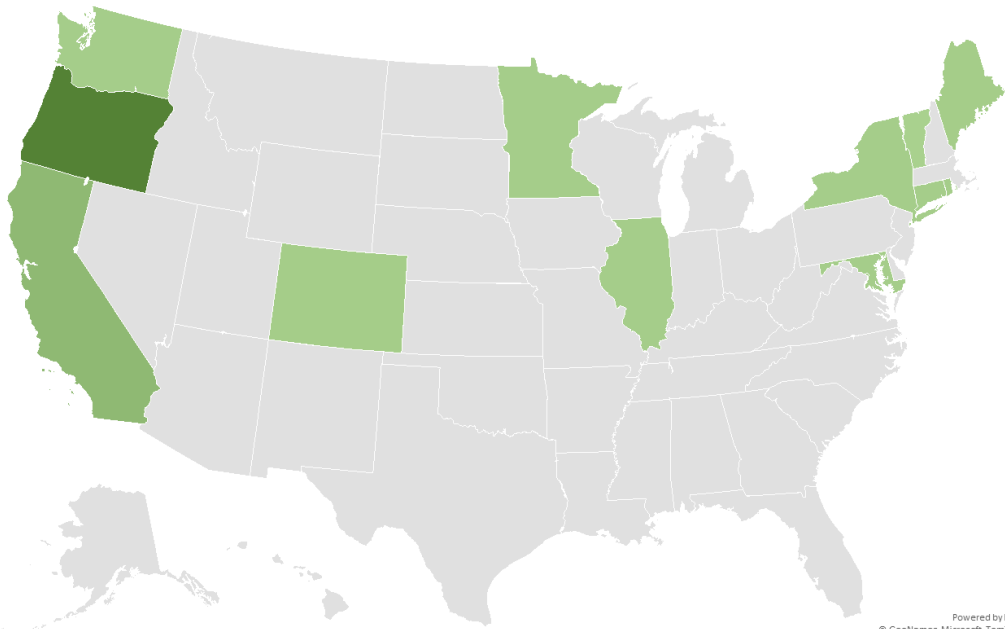
Table of Contents

Response Summary	page 3
Respondent Profiles	page 4
Source Reduction Behaviors	page 12
Paint Recycling and Disposal Awareness	page 28
Awareness Matrices	page 35
Recycling Process Awareness and Behaviors	page 40
Paint Recycling Future Intentions	page 49
Advertising and Marketing Considerations	page 66

APPENDIX 1: The Impact of Profiles on Results (Cross-Tabs)	page 73
APPENDIX 2: State/District Results	Encl.

Response Summary

- ❖ 4,773 surveys were conducted in 12 states plus the District of Columbia in September-October 2025.
- ❖ 4,406 completed the entire survey. These respondents were used for the analysis presented herein.
- ❖ Panel research methodologies were applied to attain a representative distribution of results by gender, age, ethnicity, and income.
- ❖ Surveyed consumers were all over the age of 18.



	Total Surveys	Partial Surveys	Full Surveys	Margin of Error*
California	582	81	501	+/-3%
Colorado	283	33	250	+/-5%
Connecticut	255	5	250	+/-5%
District of Columbia (DC)	276	23	253	+/-5%
Illinois	273	23	250	+/-5%
Maine	270	19	251	+/-5%
Maryland	276	26	250	+/-5%
Minnesota	270	20	250	+/-5%
New York	273	23	250	+/-5%
Oregon	1272	71	1201	+/-2%
Rhode Island	266	16	250	+/-5%
Vermont	213	13	200	+/-6%
Washington	264	14	250	+/-5%
Total	4773	367	4406	

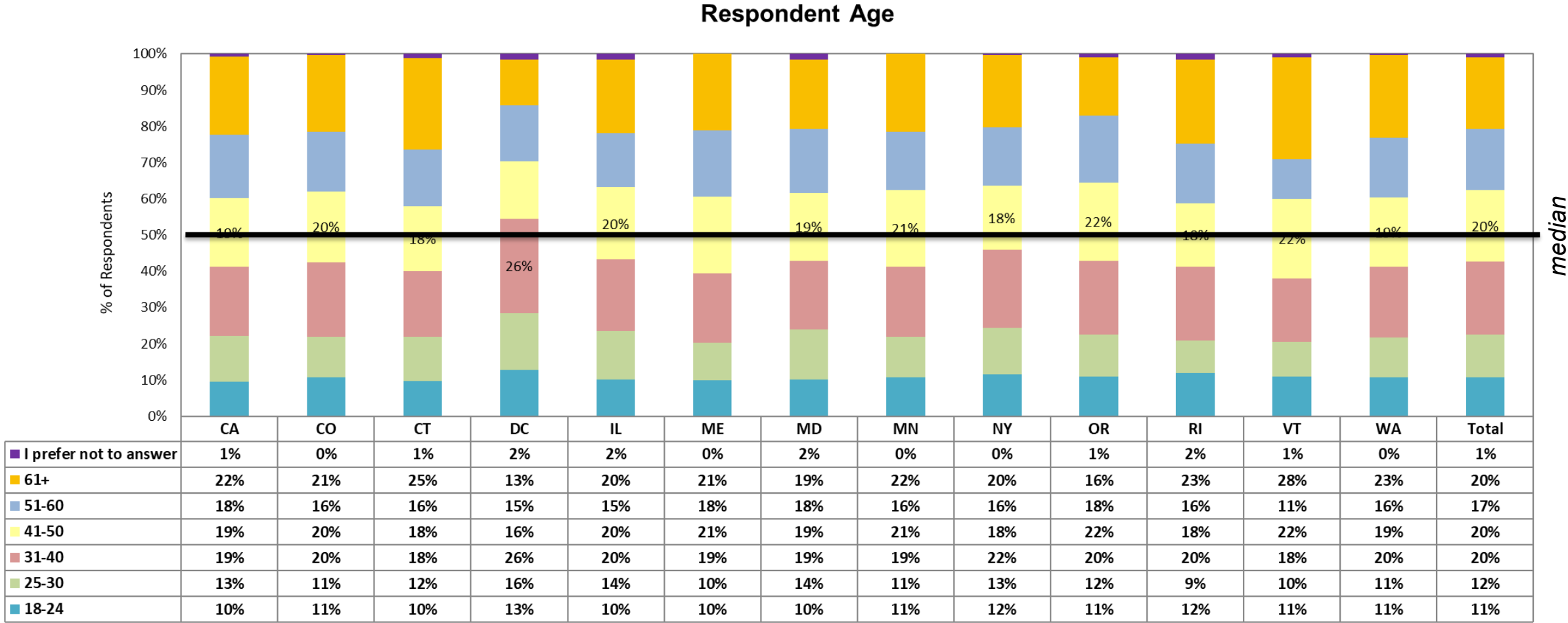
**at a 90% level of confidence*



RESPONDENT PROFILES

Profile of Respondents - Age

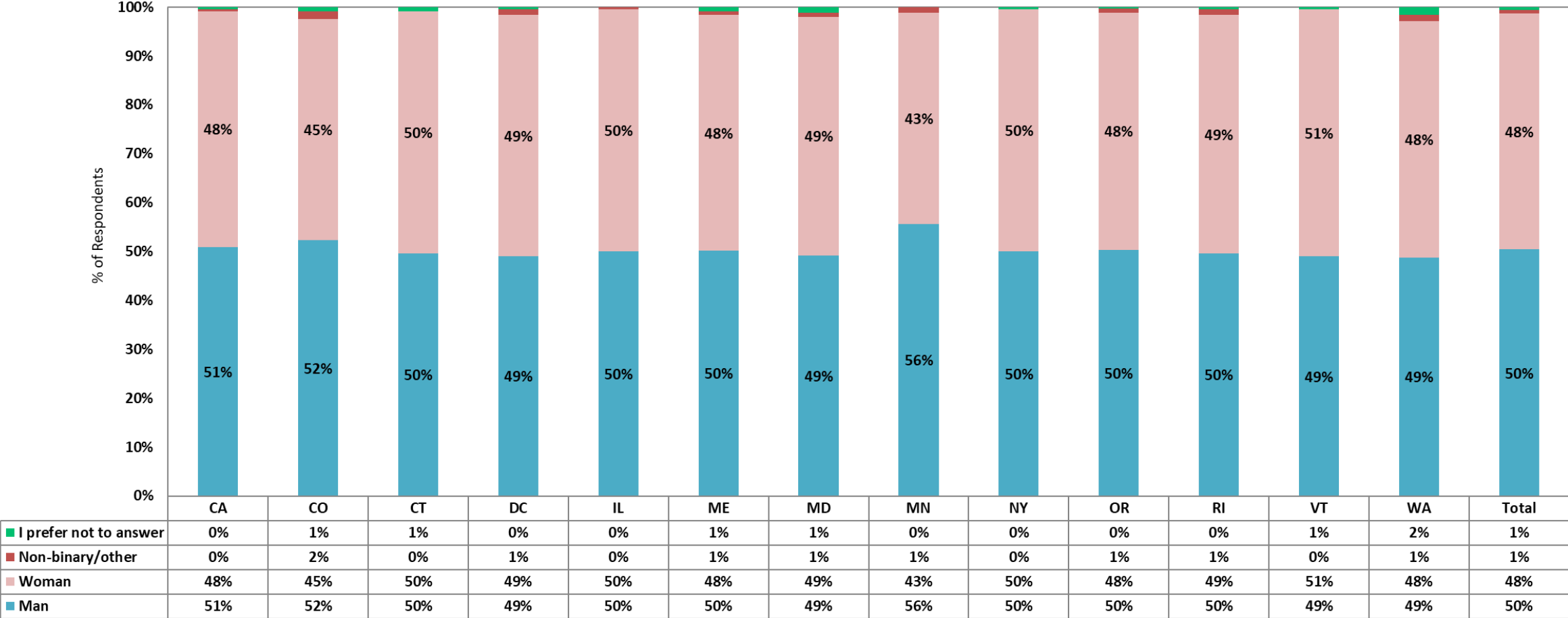
- ❖ A good mix of age ranges was represented in each state's/district's sample.
- ❖ The median age was 41-50 overall in all states; 31-40, in the District of Columbia (as was the case last period).
- ❖ Variances can be attributed to state/district characteristics and sample availability.



Profile of Respondents - Gender

- ❖ The respondent base was fairly evenly split between men and women in each state/the district.
- ❖ Small variances can be attributed to sample availability.

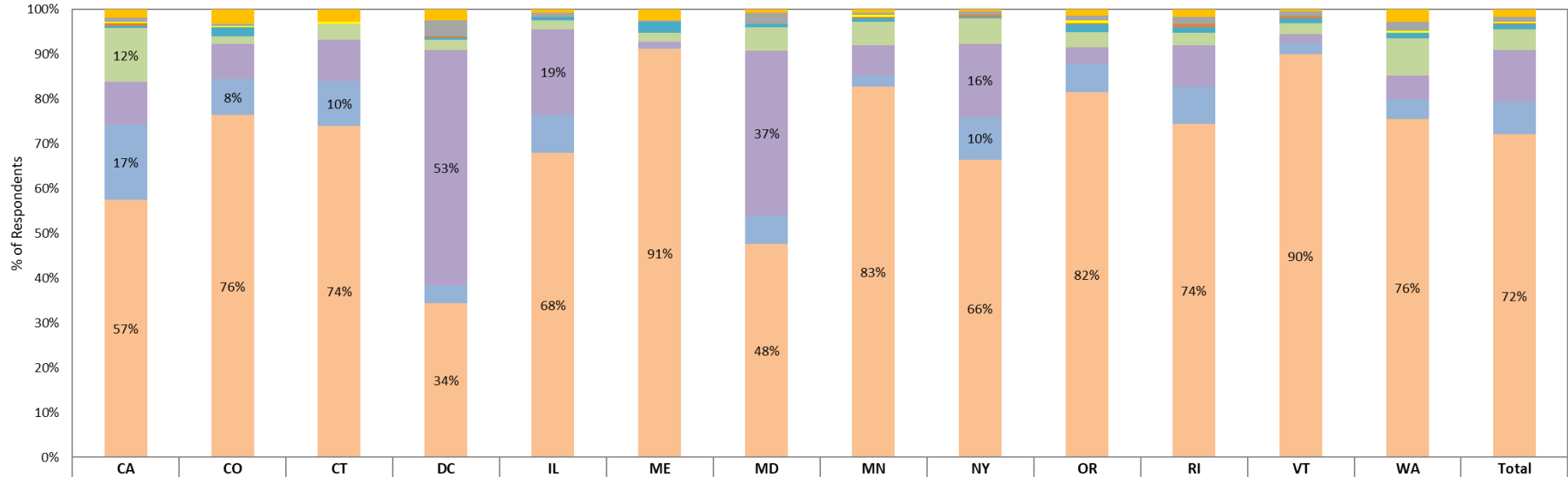
Gender Identity



Profile of Respondents - Ethnicity

- ❖ 72% of all respondents identified themselves as white (the same as in last period).
- ❖ However, there were variances within states/the district. Consistent with census data, D.C. and Maryland had the highest proportion of Black/African American respondents; California, Hispanic/Latino and Asian respondents; Vermont/Maine, white respondents.

Respondent Ethnicity



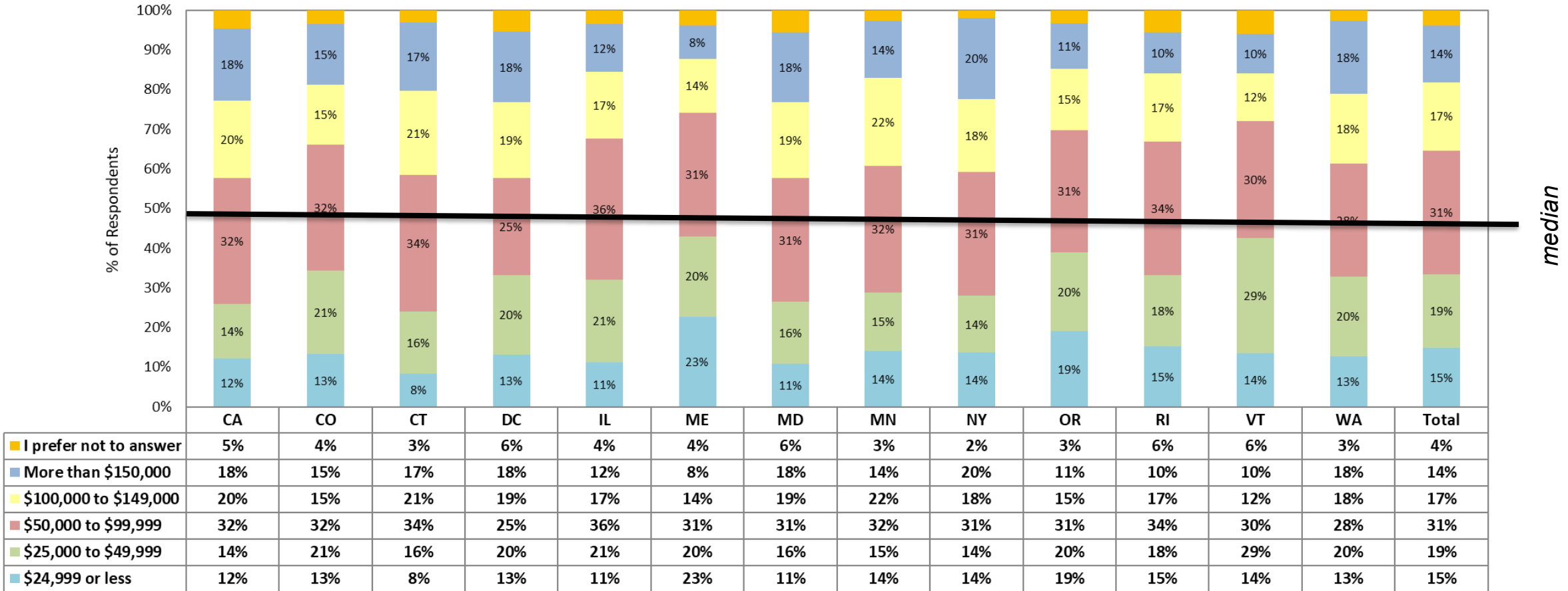
	CA	CO	CT	DC	IL	ME	MD	MN	NY	OR	RI	VT	WA	Total
Other*	2%	3%	3%	2%	1%	2%	1%	1%	0%	1%	2%	1%	3%	2%
I prefer not to answer	1%	0%	0%	4%	1%	0%	2%	0%	1%	1%	2%	1%	2%	1%
Some other race, ethnicity or origin	0%	0%	0%	0%	0%	0%	0%	0%	0%	0%	0%	0%	0%	0%
Native Hawaiian or Other Pacific Islander	0%	0%	0%	0%	0%	0%	0%	0%	0%	1%	0%	0%	0%	0%
Middle Eastern or North African	1%	0%	0%	0%	0%	0%	0%	0%	0%	0%	1%	1%	0%	0%
American Indian or Alaska Native	1%	2%	0%	0%	1%	2%	1%	1%	0%	2%	1%	1%	1%	1%
Asian	12%	2%	4%	2%	2%	2%	5%	5%	6%	3%	3%	3%	8%	5%
Black or African American	10%	8%	9%	53%	19%	1%	37%	7%	16%	4%	9%	2%	5%	12%
Hispanic, Latino or Spanish origin	17%	8%	10%	4%	8%	0%	6%	2%	10%	6%	8%	3%	4%	7%
White	57%	76%	74%	34%	68%	91%	48%	83%	66%	82%	74%	90%	76%	72%

*Other Ethnicities: Bi-Racial/Mixed Race, Eurasian, Greek, European American, Irish, Bantu, American, Human, Jewish, Native American, Italian, Hungarian

Profile of Respondents - Income

❖ The median household income level for respondents in each state/district was \$50-99K per year.

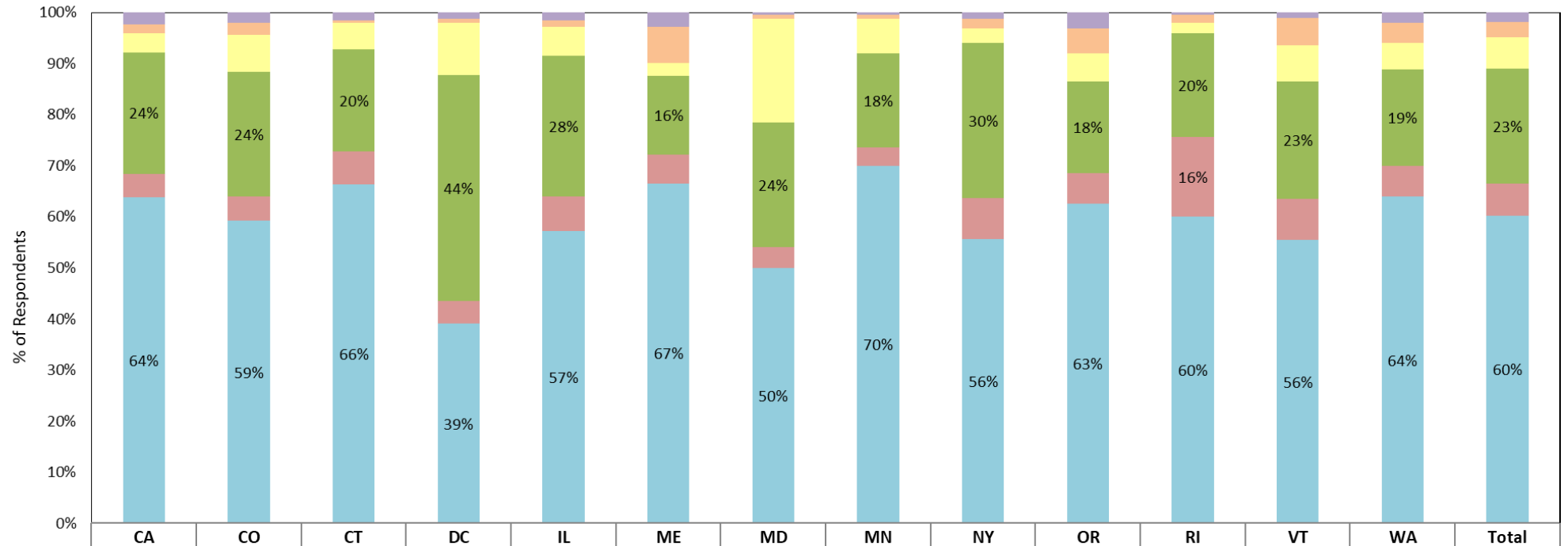
Respondent Annual Household Income



Profile of Respondents – Dwelling Type

- ❖ 60% of respondents live in a single-family home (the same as last period).
- ❖ Condominium/apartment living was more predominant in D.C. and New York.

Respondent Dwelling Type



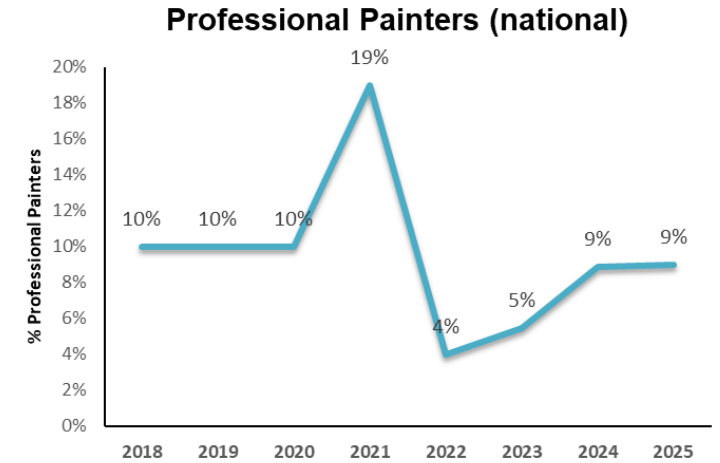
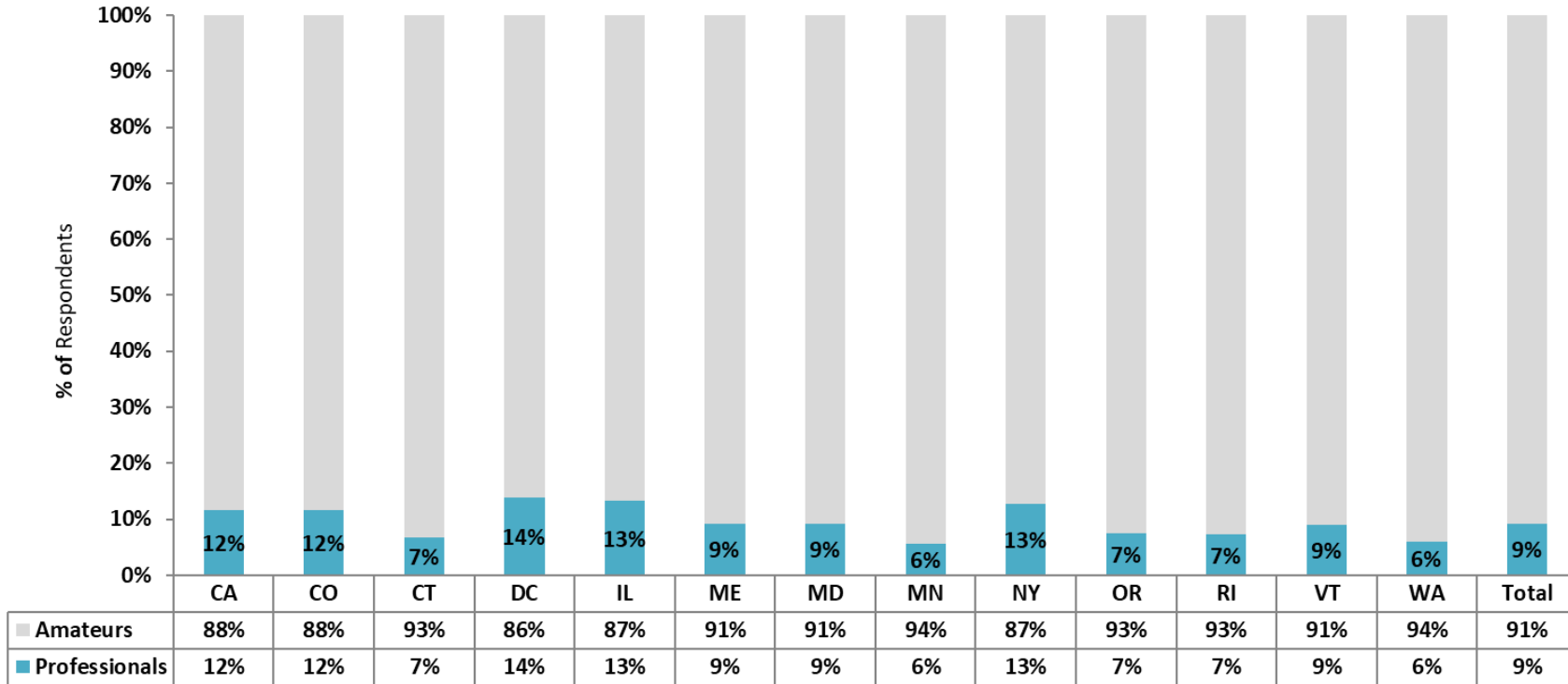
	CA	CO	CT	DC	IL	ME	MD	MN	NY	OR	RI	VT	WA	Total
Other*	2%	2%	2%	1%	2%	3%	0%	0%	1%	3%	0%	1%	2%	2%
Mobile Home	2%	2%	0%	1%	1%	7%	1%	1%	2%	5%	2%	6%	4%	3%
Townhome	4%	7%	5%	10%	6%	2%	20%	7%	3%	5%	2%	7%	5%	6%
Condominium or Apartment Building	24%	24%	20%	44%	28%	16%	24%	18%	30%	18%	20%	23%	19%	23%
Two or Three-Family House	5%	5%	6%	4%	7%	6%	4%	4%	8%	6%	16%	8%	6%	6%
Single-Family House	64%	59%	66%	39%	57%	67%	50%	70%	56%	63%	60%	56%	64%	60%

*Other Dwelling Types: assisted living / nursing home, boat, cabin, camper, communal living, converted bus, dorm, duplex, group home, homeless shelter, garage, motel, motor home, rented room, tent, trailer, with parents/friends

Profile of Respondents – Paint-Related Professions

- ❖ 9% of all respondents identified as professional painters, the same as last year.
- ❖ The greatest percentages of professional painters were in D.C., Illinois and New York.

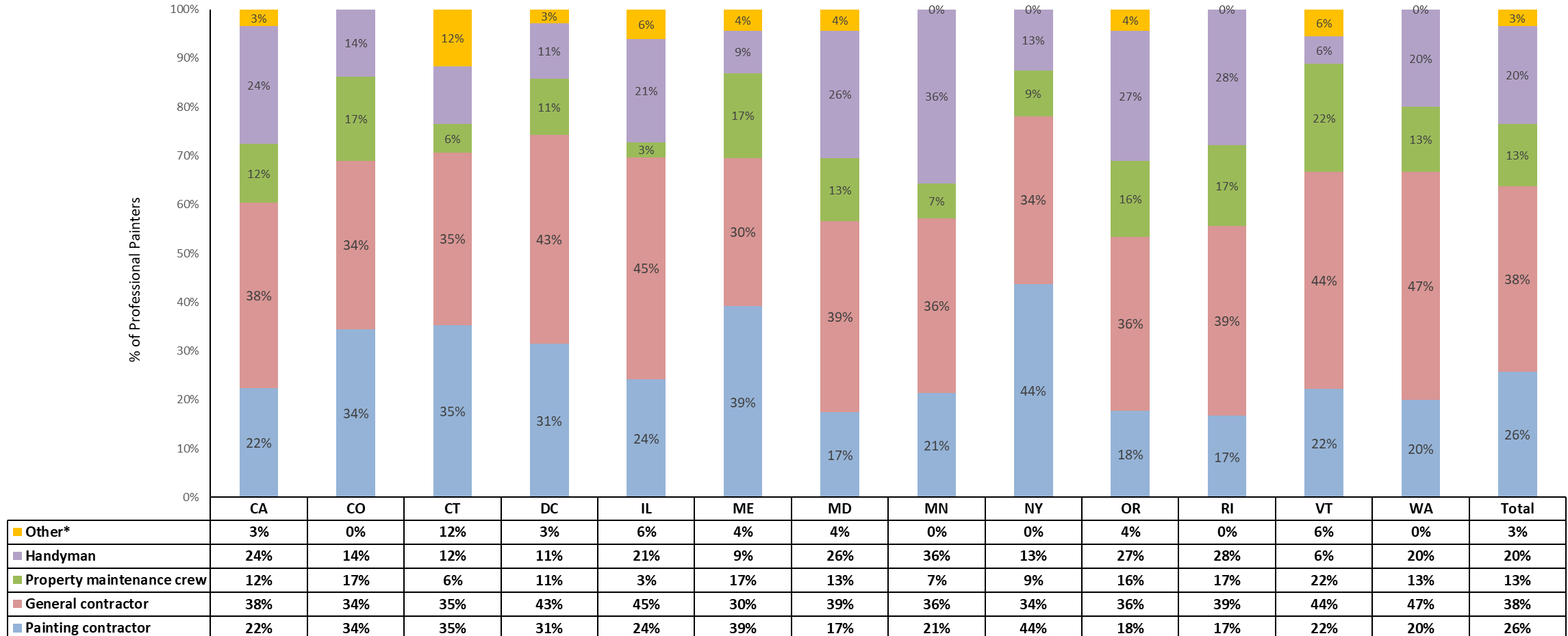
Do you paint professionally (NOT as an artist)?



Profile of Respondents – Painter Types

- ❖ Professional painter respondents were mostly general contractors (38%) and painting contractors (26%).
- ❖ Results varied by state/district. For example, respondents were more commonly general contractors in Washington and Illinois; handymen, in Minnesota and Rhode Island; painting contractors, in New York and Maine.

What type of professional painter are you?



**Other Professions: artist, commercial contract painter*

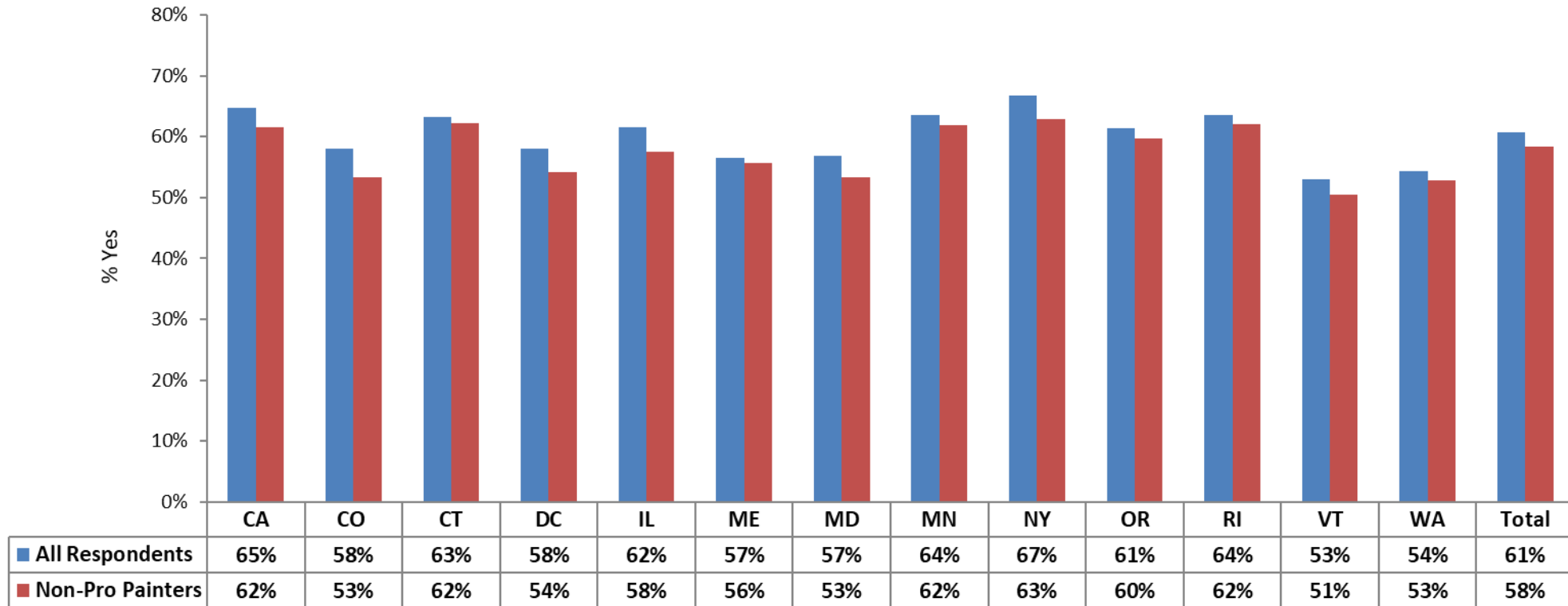


SOURCE REDUCTION BEHAVIORS

Recency of Paint Purchases

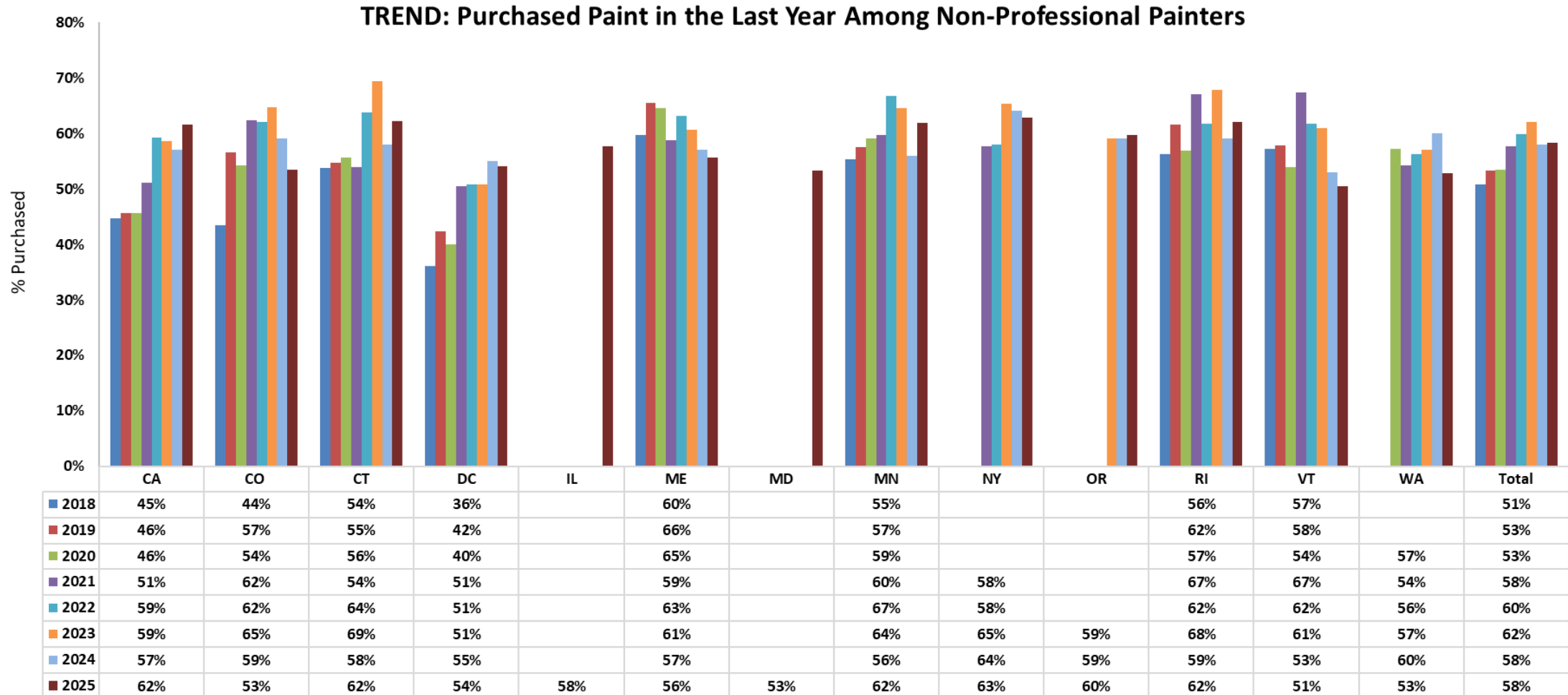
- ❖ More than half of respondents bought paint in the last year, both overall (61%) and among the subset of non-professionals (58%).
- ❖ The gap between all respondents (blue) and non-professional painters (red) can be explained by the fact that 85% of professional painters nationally bought paint in the past, driving the overall average up.
- ❖ *Note: data is not shown for professional painters in individual states/the district due to low sample sizes.*

Have you purchased paint in the last year?
(primer, interior or exterior house paint, stain, deck sealer, and clear finishes like varnish)



TREND: Recency of Paint Purchases Among End Consumers

- ❖ Purchase recency trend data are shown as a percentage of non-professionals (end-consumers).
- ❖ Overall, paint purchases stayed about the same in 2025 as in 2024 among non-professionals.
- ❖ However, results varied by state/district. For example, paint purchases increased in California and Minnesota while dipping in Washington and Colorado.



Determination of Paint Quantity Needs

- ❖ Across all states/the district, the most common methods respondents used to determine the amount of paint to buy were taking measurements of the project area themselves and asking a salesperson for assistance.
- ❖ These are the same top two methods identified in prior years.

How did you determine right amount of paint to buy? (Select all that apply)

Method	CA	CO	CT	DC	IL	ME	MD	MN	NY	OR	RI	VT	WA	Total
Took measurements of project area and estimated myself	36%	45%	37%	39%	38%	44%	42%	48%	35%	50%	33%	46%	39%	42%
Asked a salesperson for assistance with calculating	50%	37%	36%	51%	41%	31%	39%	33%	38%	34%	42%	31%	35%	38%
Followed instructions on the label	26%	24%	24%	34%	32%	20%	29%	26%	29%	23%	18%	21%	21%	25%
Looked up recommendations online	29%	22%	20%	37%	29%	20%	25%	20%	34%	22%	18%	19%	25%	24%
Used a web-based "paint calculator" tool that helps you figure out the right amount	23%	25%	16%	28%	22%	13%	25%	11%	23%	18%	12%	15%	23%	20%
Other*	4%	6%	8%	3%	6%	6%	5%	4%	0%	6%	6%	8%	7%	5%
None of the above	4%	6%	5%	1%	3%	6%	4%	6%	3%	4%	3%	2%	3%	4%

Shown as a percentage of all respondents

*Other – Past experience, asked someone else, contractor purchased, estimated/approximated, guessed, bought a can at a time

Success in Determination of Paint Quantity Needs

- ❖ More than half of respondents (55%) said they purchased more paint than they needed for the project.
- ❖ About a third (36%) purchased the right amount; the minority, less than they needed (7%).
- ❖ Results were fairly consistent across all states/the district.

When you initially purchased paint did you buy...?

Amount	CA	CO	CT	DC	IL	ME	MD	MN	NY	OR	RI	VT	WA	Total
More than I needed for the project	57%	54%	52%	53%	53%	55%	57%	57%	57%	54%	60%	56%	54%	55%
The right amount for the job such that there was little to none leftover	36%	39%	39%	39%	38%	36%	36%	30%	40%	35%	34%	34%	38%	36%
Less than I needed for the project	5%	7%	7%	7%	7%	7%	6%	13%	3%	9%	6%	9%	5%	7%
Unsure	2%	0%	2%	1%	2%	2%	1%	1%	0%	2%	0%	1%	3%	1%

Shown as a percentage of all respondents

Reasons for Excess Paint Purchases

- ❖ The top two reasons for excess paint purchases were to have extra for later touch-ups (61%) and to avoid having to go back out to buy more (53%). These were the top two reasons across all states/the district (highlighted in yellow).
- ❖ Overall, 35% wanted to have extra paint for later projects; 25%, for multiple coats.
- ❖ 14% said they were unsure how to calculate the right amount.

Why did you buy more paint than you needed? (Select all that apply)

Reason	CA	CO	CT	DC	IL	ME	MD	MN	NY	OR	RI	VT	WA	Total
I wanted to save some for touch-ups.	57%	68%	60%	60%	51%	57%	67%	63%	58%	64%	52%	66%	65%	61%
I did not want to run out and then need to get more.	47%	61%	52%	44%	68%	54%	56%	61%	41%	54%	55%	44%	62%	53%
I wanted to save some for future projects.	34%	35%	38%	40%	33%	34%	37%	33%	29%	37%	24%	34%	36%	35%
I wanted to account for multiple coats of paint.	19%	27%	22%	19%	39%	33%	31%	21%	18%	25%	15%	36%	26%	25%
I was unsure how to calculate the right amount.	17%	13%	10%	19%	17%	13%	20%	6%	16%	12%	18%	12%	18%	14%
It's more cost-effective to buy more.	13%	11%	7%	17%	12%	13%	11%	8%	10%	15%	8%	7%	9%	12%
Other*	3%	1%	2%	0%	1%	4%	0%	3%	3%	2%	3%	3%	4%	3%

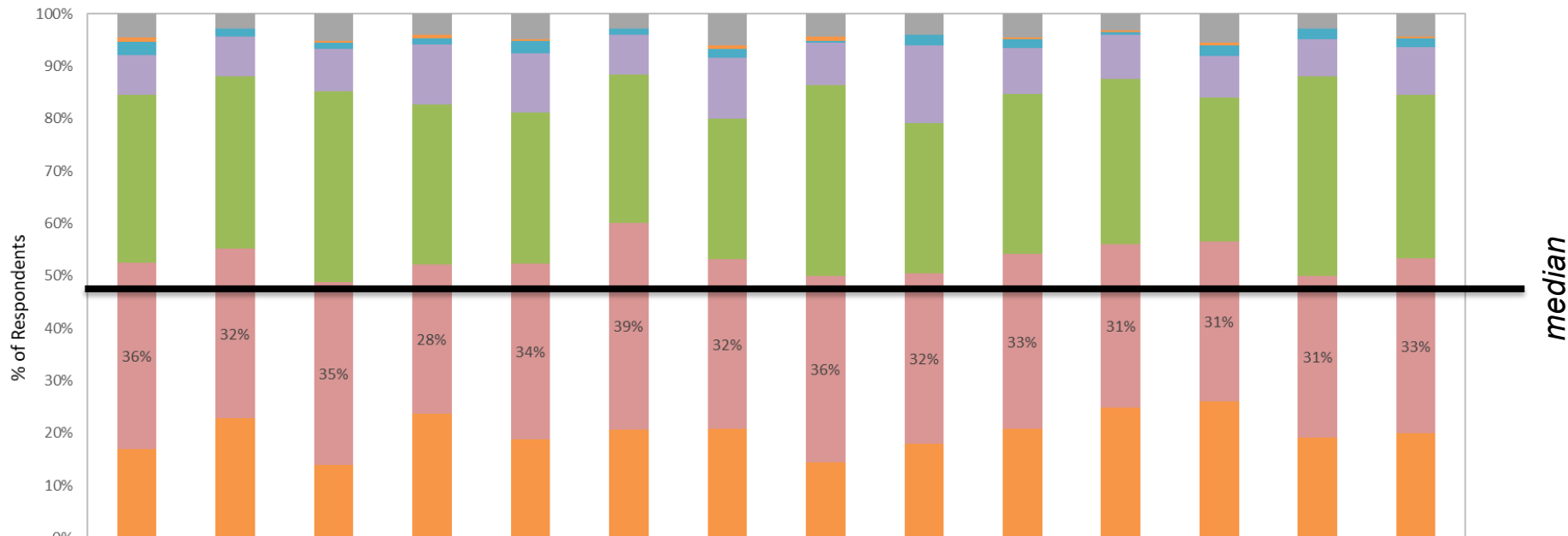
Shown as a percentage of all respondents

*Other – anxiety, bought smallest container available, over-estimated, just in case, cost efficiency, to share with someone else

Leftover Paint Storage

- ❖ The median amount of paint stored at home/business was “less than a gallon,” overall and in all states/the district.
- ❖ “1 up to 5 gallons” was also a common response.

How much leftover or unwanted paint do you have in your home or business at this time (e.g., primer, interior/exterior house paint, stain, deck sealer, or clear finishes like varnish)?

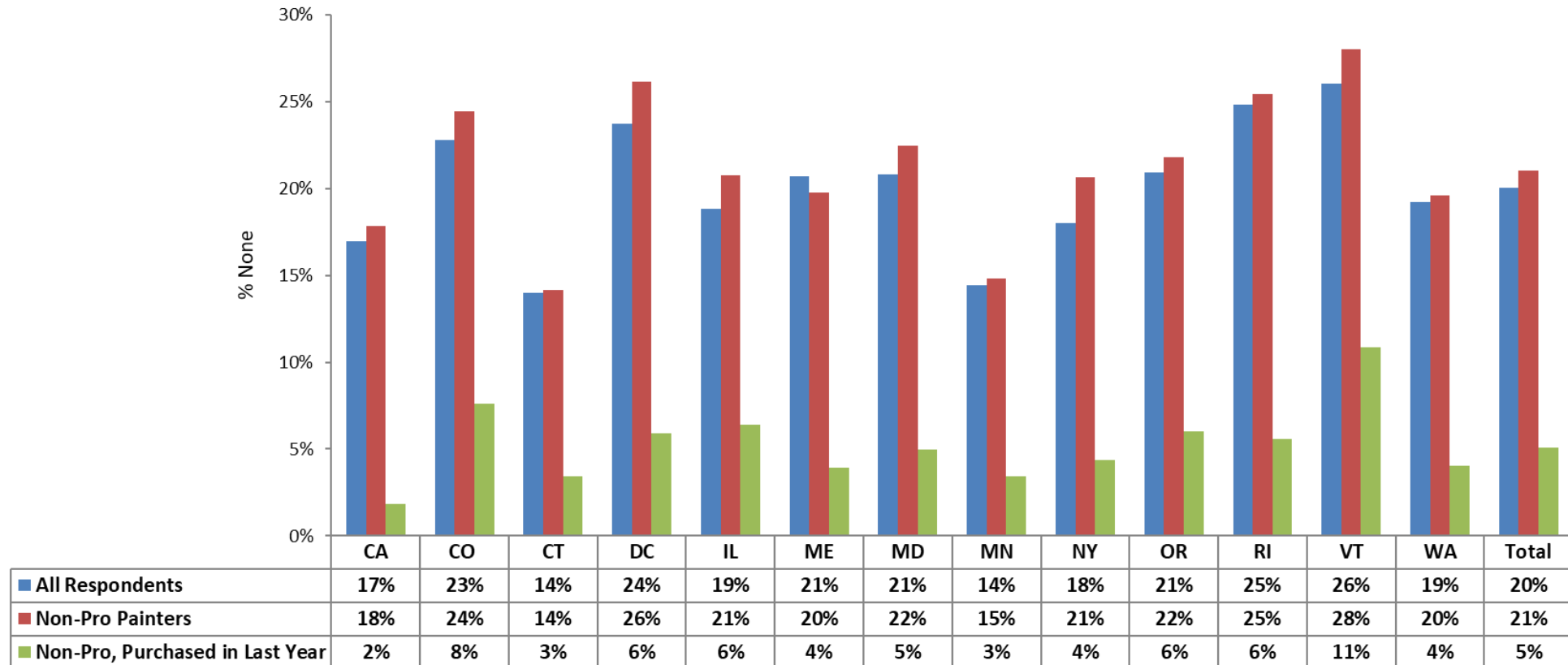


	CA	CO	CT	DC	IL	ME	MD	MN	NY	OR	RI	VT	WA	Total
I have some paint, but I do not know how much.	5%	3%	5%	4%	5%	3%	6%	4%	4%	5%	3%	6%	3%	4%
30 gallons or more	1%	0%	0%	1%	0%	0%	1%	1%	0%	0%	0%	1%	0%	0%
15 up to 30 gallons (would fit in 2 shopping carts)	3%	2%	1%	1%	2%	1%	2%	0%	2%	2%	0%	2%	2%	2%
5 up to 15 gallons (would fit in a shopping cart)	8%	8%	8%	11%	11%	8%	12%	8%	15%	9%	8%	8%	7%	9%
1 up to 5 gallons (would fit in a cardboard box)	32%	33%	36%	30%	29%	28%	27%	36%	29%	30%	32%	28%	38%	31%
Less than 1 gallon	36%	32%	35%	28%	34%	39%	32%	36%	32%	33%	31%	31%	31%	33%
None	17%	23%	14%	24%	19%	21%	21%	14%	18%	21%	25%	26%	19%	20%

Leftover Paint Storage

- ❖ To consider the impact of painter type *and* purchase recency, results are shown three ways hereafter: 1) all respondents, 2) non-professionals, and 3) non-professionals who purchased paint in the last year.
- ❖ Recency makes a big difference in paint storage. Those who purchased paint in the last year were significantly more likely to be storing paint now. This suggests some delay in disposal after purchase.
- ❖ Generally, professional painters were more likely to store paint (90%) than non-professionals (79%)*.

How much leftover or unwanted paint do you have in your home or business at this time (e.g., primer, interior or exterior house paint, stain, deck sealer, or clear finishes like varnish)?

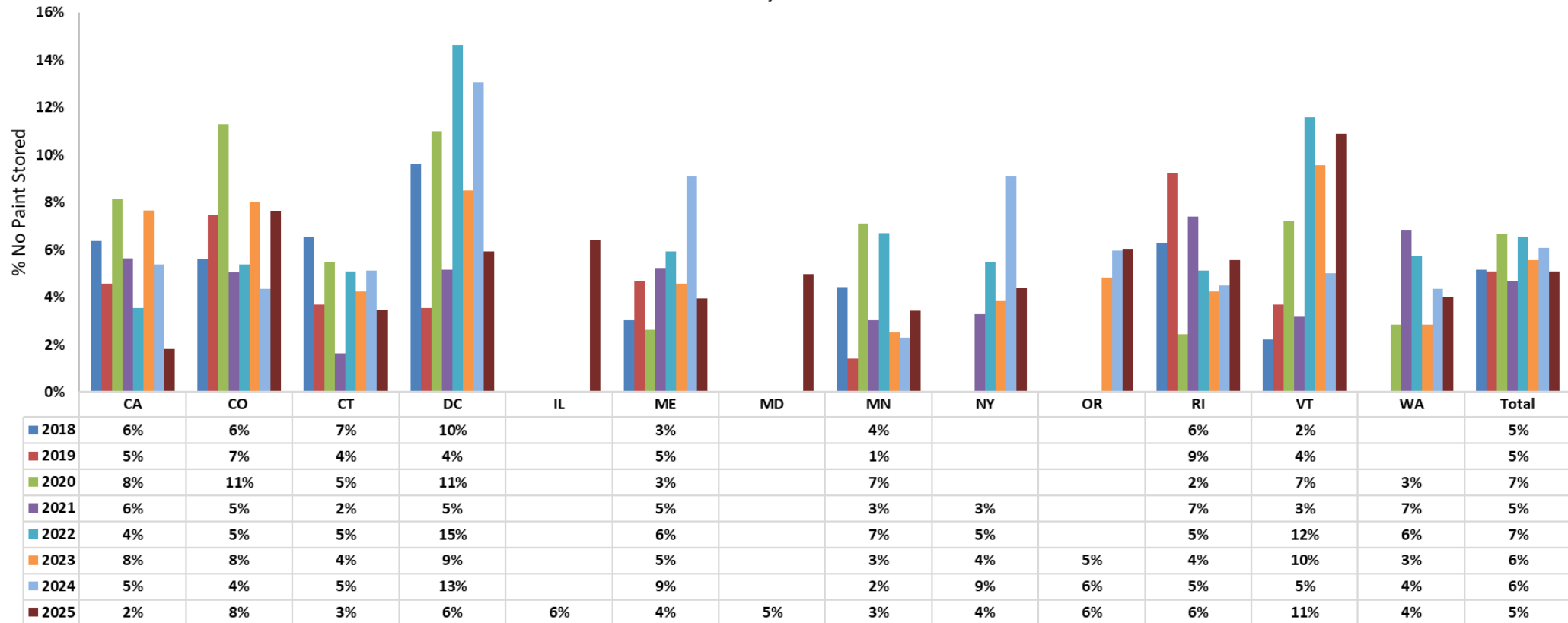


**Data is not shown for professional painters in individual states/the district due to low sample sizes.*

TREND: No Paint Storage, Recent End-Consumer Purchasers

- ❖ Once again, all trends are shown as a percentage of non-professionals (end-consumers) who purchased in the last year.
- ❖ Overall, a similar percentage of end consumers were not storing paint in 2025 (5%) as they were in 2024 (6%).
- ❖ However, results varied by state/district. For example, in Vermont and Colorado, paint storage was lower than last year. At the same time, paint storage increased significantly in California, DC, Maine and New York.

TREND: No Paint Stored at Home/Business, Non-Pros Who Purchased Paint in the Last Year



Reasons for Paint Storage

- ❖ The top 2 reasons (highlighted in yellow) that respondents stored paint were the same in all states/the district: leftovers from their own paint jobs or planned excess for touch-ups.
- ❖ Results were fairly consistent for all states/the district.

What is the main reason you have the leftover paint currently in your home/business?

Reason	CA	CO	CT	DC	IL	ME	MD	MN	NY	OR	RI	VT	WA	Total
I did some painting myself and I had some leftover paint when I was done.	50%	49%	52%	45%	48%	62%	51%	60%	50%	50%	54%	61%	48%	52%
I intentionally bought paint for future touch-ups.	27%	24%	29%	25%	27%	22%	27%	23%	25%	28%	24%	19%	27%	26%
I hired someone to paint, and they left it behind.	11%	13%	10%	18%	15%	6%	14%	7%	14%	7%	11%	5%	9%	10%
I found the paint in my home or business when I moved in.	5%	8%	3%	6%	4%	6%	5%	5%	4%	8%	6%	5%	8%	6%
I don't remember where the paint came from.	1%	2%	2%	3%	3%	2%	2%	3%	2%	4%	3%	4%	4%	3%
Other*	3%	2%	4%	0%	0%	2%	0%	1%	2%	2%	1%	1%	3%	2%
I am a professional painter or contractor, and it is from one or more of my jobs.	2%	2%	0%	2%	2%	1%	2%	1%	2%	1%	1%	4%	1%	2%

Shown as a percentage of all respondents

**Other – never finished project, bought more than needed, came with house, for art/projects, someone else's paint being stored, landlord left it, samples from color try-outs, gifted from someone else, leftovers*

Paint Storage Best Practices Knowledge

- ❖ More than half of respondents knew about most best practices (i.e., temperature/humidity control, clean rim, rubber mallet).
- ❖ The best practice that the fewest knew about was the use of a paint key to prevent the lid from bending.
- ❖ 11% of respondents didn't know any of the best practices listed. Results varied slightly by state/district.

Which best practices were you aware of before taking this survey? Select all that apply.

Best Practice	CA	CO	CT	DC	IL	ME	MD	MN	NY	OR	RI	VT	WA	Total
Keep paint away from freezing temperatures.	54%	69%	69%	48%	70%	75%	59%	75%	54%	65%	62%	66%	60%	63%
Clean any paint out of the container's rim before putting the lid back on.	55%	60%	66%	48%	62%	63%	53%	65%	59%	64%	62%	62%	52%	60%
When putting the lid back on the can, tap it with a rubber mallet instead of pounding it with a hammer to prevent the lid from bending.	54%	62%	66%	49%	64%	65%	52%	67%	55%	64%	57%	62%	58%	60%
Keep paint away from rain or damp locations.	51%	53%	58%	42%	57%	56%	54%	55%	48%	58%	56%	57%	56%	55%
Use a paint key or paint can opener instead of a screwdriver to prevent the lid from bending.	41%	50%	54%	38%	48%	57%	38%	51%	36%	54%	47%	53%	40%	48%
None of the above - I didn't know any of these best practices before taking this survey.	14%	12%	7%	20%	7%	8%	12%	8%	12%	11%	12%	13%	12%	11%

Shown as a percentage of all respondents

Past Paint Disposal Methods

- ❖ The most common “disposal” method across most states/the district was actually to not to dispose it at all.
- ❖ Disposing at a HHW facility/event was next most common for most.

In the past, which has been your preferred method to dispose of leftover or unwanted paint?

Method	CA	CO	CT	DC	IL	ME	MD	MN	NY	OR	RI	VT	WA	Total
Stored it in the basement, garage, or a closet because I intended to use it someday	24%	29%	26%	27%	33%	27%	30%	30%	29%	21%	23%	23%	24%	25%
Took it to a household hazardous waste facility/event or transfer station	20%	16%	24%	9%	12%	22%	12%	24%	14%	24%	16%	22%	15%	19%
Not applicable - I have never stored or disposed of leftover or unwanted paint.	11%	11%	8%	15%	8%	10%	10%	8%	12%	10%	14%	15%	12%	11%
Dried it out and put it in the trash	9%	13%	11%	8%	12%	9%	9%	15%	7%	9%	14%	10%	14%	10%
Gave it away to family, friends, or a community organization	9%	6%	5%	10%	8%	8%	9%	6%	10%	10%	7%	6%	7%	9%
Took it to a paint, hardware, or lumber store	9%	10%	9%	6%	6%	6%	6%	4%	7%	8%	7%	6%	8%	7%
I don't remember what I did with the leftover or unwanted paint.	5%	4%	4%	8%	5%	6%	11%	2%	4%	7%	4%	6%	6%	6%
Put cans of liquid paint in the trash	5%	3%	4%	6%	5%	4%	6%	3%	6%	3%	5%	5%	2%	4%
Mixed it with hardener or kitty litter and put it in the trash	3%	4%	3%	2%	6%	2%	4%	2%	6%	3%	7%	5%	7%	4%
Left it behind when I moved	2%	2%	2%	4%	3%	4%	2%	5%	2%	3%	2%	3%	4%	3%
Poured paint down the drain	1%	1%	1%	2%	2%	1%	2%	1%	2%	1%	2%	1%	0%	1%
Other*	1%	1%	3%	1%	0%	1%	0%	0%	1%	2%	1%	0%	1%	1%

*Other – re-use building store drop-off, contractor takeaway, maintenance crew removal, community day collection

Past Paint Store Disposal Preference

- ❖ Paint take-back service is the top reason people would go to a store vs. a HHW facility/event.
- ❖ Proximity was also important in most areas; however, the lack of HHW facilities and store hours also play a key role.
- ❖ *Note: results should be interpreted anecdotally as sample sizes are low.*

What is the main reason you would take paint to a paint/hardware/lumber store instead of a household hazardous waste facility/event or transfer station?

Reason	CA	CO	CT	DC	IL	ME	MD	MN	NY	OR	RI	VT	WA	Total
The paint/hardware/lumber store has a paint take-back program in place.	47%	23%	39%	50%	33%	41%	21%	64%	29%	40%	35%	58%	42%	40%
The paint/hardware/lumber store is close.	22%	42%	26%	19%	27%	35%	21%	0%	35%	26%	29%	0%	42%	27%
We don't have any local hazardous waste facilities/events or transfer stations.	13%	12%	9%	13%	40%	6%	29%	27%	24%	21%	12%	17%	11%	17%
Paint/hardware/lumber stores are open more often.	18%	23%	26%	19%	0%	18%	21%	9%	12%	12%	18%	25%	5%	15%
Other*	0%	0%	0%	0%	0%	0%	7%	0%	0%	1%	6%	0%	0%	1%

Shown as a percentage of respondents who identified store drop-off as preferred disposal method

*Other – didn't want to be charged additional fees, don't know what else to do with it

Household Hazardous Waste Facility/Event Preference

- ❖ Lack of knowledge of retail store take-back services was the top reason people chose HHW facilities/events in the past across all states/the district.
- ❖ Chemical disposal and proximity were also important in some areas.
- ❖ *Note: results should be interpreted only anecdotally as sample sizes are low.*

What is the main reason you would take paint to a household hazardous waste facility/event or transfer station instead of a paint/hardware/lumber store?

Reason	CA	CO	CT	DC	IL	ME	MD	MN	NY	OR	RI	VT	WA	Total
I wasn't aware paint/hardware/lumbers stores took back paint	52%	51%	41%	48%	38%	44%	40%	59%	42%	56%	61%	47%	47%	51%
The household hazardous waste facility or transfer station is closer.	16%	20%	32%	13%	28%	39%	27%	20%	33%	16%	12%	28%	32%	22%
I have other chemicals to dispose of that paint/hardware/lumber stores don't accept and want to get rid of it all at the same time.	20%	17%	15%	17%	14%	9%	13%	10%	19%	13%	12%	7%	16%	14%
We don't have a paint/hardware/lumber store that takes back paint in our area.	7%	12%	12%	13%	17%	7%	10%	5%	6%	10%	12%	12%	5%	9%
Other*	2%	0%	0%	4%	0%	0%	0%	5%	0%	3%	2%	2%	0%	2%
I have more paint than the paint/hardware/lumber stores would take.	4%	0%	0%	4%	3%	0%	10%	0%	0%	2%	0%	5%	0%	2%

Shown as a percentage of respondents who identified HHW drop-off as preferred disposal method

**Other – it's the proper place to dispose paint, convenience, refused by garbage company, refused by store, new paint creation, would be offered to other people there, safety, PaintCare stores full*

Future Paint Disposal Intentions

- ❖ Disposing at a HHW facility/event was the top future disposal intention in most states/the district.
- ❖ Taking unwanted paint to a paint/hardware/lumber store was second in about half of the states. For the rest, giveaways and the dry-then-trash methods were next most common.
- ❖ Very few said they would pour liquid paint down the drain or throw it in the trash.
- ❖ “Other” category responses are provided on the following page.

If you wanted to get rid of unwanted paint in the near future, what would you most likely do with it?

Method	CA	CO	CT	DC	IL	ME	MD	MN	NY	OR	RI	VT	WA	Total
Take it to a household hazardous waste facility/event or transfer station	29%	28%	33%	21%	21%	33%	28%	42%	22%	31%	28%	38%	28%	30%
Take it to a paint/hardware/lumber store	22%	22%	19%	15%	12%	17%	13%	15%	16%	17%	14%	13%	16%	17%
Give it away to a family member, friend, or community organization	16%	12%	13%	22%	18%	14%	16%	10%	16%	18%	12%	15%	12%	16%
Dry it out and put it in the trash	12%	17%	16%	10%	18%	12%	16%	16%	15%	12%	16%	11%	16%	14%
I don't know	11%	10%	6%	16%	13%	12%	11%	10%	11%	11%	15%	14%	11%	11%
Mix it with hardener or kitty litter and put it in the trash	4%	4%	6%	4%	10%	6%	7%	2%	8%	4%	6%	6%	7%	5%
Put cans of liquid paint in the trash	4%	6%	4%	7%	4%	6%	6%	4%	9%	3%	5%	2%	6%	4%
Other*	1%	1%	3%	1%	2%	0%	1%	1%	1%	2%	2%	2%	2%	2%
Pour paint down the drain	1%	1%	0%	3%	1%	0%	1%	0%	3%	1%	2%	2%	2%	1%

Shown as a percentage of all respondents

“Other” Future Disposal Intentions

- ❖ Once again, the most common “other” method for paint disposal was to not dispose it at all.

Other Future Paint Disposal Method	
art	Never had unwanted paint
Ask a friend/hardware store what to do or google how to properly dispose of paint	Or give it to family
Ask the internet for proper methods	Put it in my bucket to harden for future art use.
Bring it to the local re-use building store	Recycle it at local Habitat for Humanity store.
Do not have leftover paint to throw way	Research online
DONATE TO Homes for Habitat	Same as I always do use it, mix it with absorbant, and throw it in the trash with the lid.
Drop it off in the bulk garbage area for maintenance to dispose of	save it for touchups down the line
Find a project and use it	Sell it on facebook markwtplace
Give to community disposal people on community turn in day	Sell, possibly ?
Give to my friend who needs paint	Store in the basement
Google it	Store it
Google what to do with it in my area and then do that	Stored it in the basement or similar ans planned to use in.future
I always ask the new buyer if they want it, if they do, it stays behind. If not, I go the kitty litter route.	Take it to a paint recycling center.
i know some hardware stores take back the paint cans to recycle them appropriately. i'd look into local stores.	Take it to Metro for recycling
I store it with lid shut good in my closet for later use I use my stuff until the end everything	take it to some household for sell
I would keep it for future use.	Take it to specialized recycled or hazardous waste
I would look online to see what the proper way is in my community	take it to the re-use center
I would return to Metro. The process is easy.	take it to the waste disposal plant when they accept paint, sprays, aerosols for outdoor plants, etc. Only take them every 6 mo. or so.
I. Do. Not. Get. Rid. Of. Paint	Take it to town dump
I'd donate it.	Take to the Metro Waste Center for proper handling and disposal.
If it was an amount small enough to be dried out, then I would remove the lid and let the can contents be dried out by sunlight before throwing the can in the disposal bin. If the amount is enough to be used for a painting project (even if post mixing with another similar color), then I take the can to the local Habitat for Humanity that will allow a community member to pickup paint supply items they need for free.	Throw away with oil it's a hazrd
I'm not going to let a good thing go to waste.	Throw it away
Let it harden and throw it away	Try to find somewhere to dispose of it
Let our maintenance crew take it to recycling center along with others from my retirement community	Use cans as target practice
Look at my local recycling / garbage center on how to dispose of it.	Use every drop of it so there isn't any waste
Make more paintings	Use for art projects
My paint typically dries out and I have to throw it out when I need it	Use it another time
	We have a store that recycles it. If the paint is still fluid it would go there.

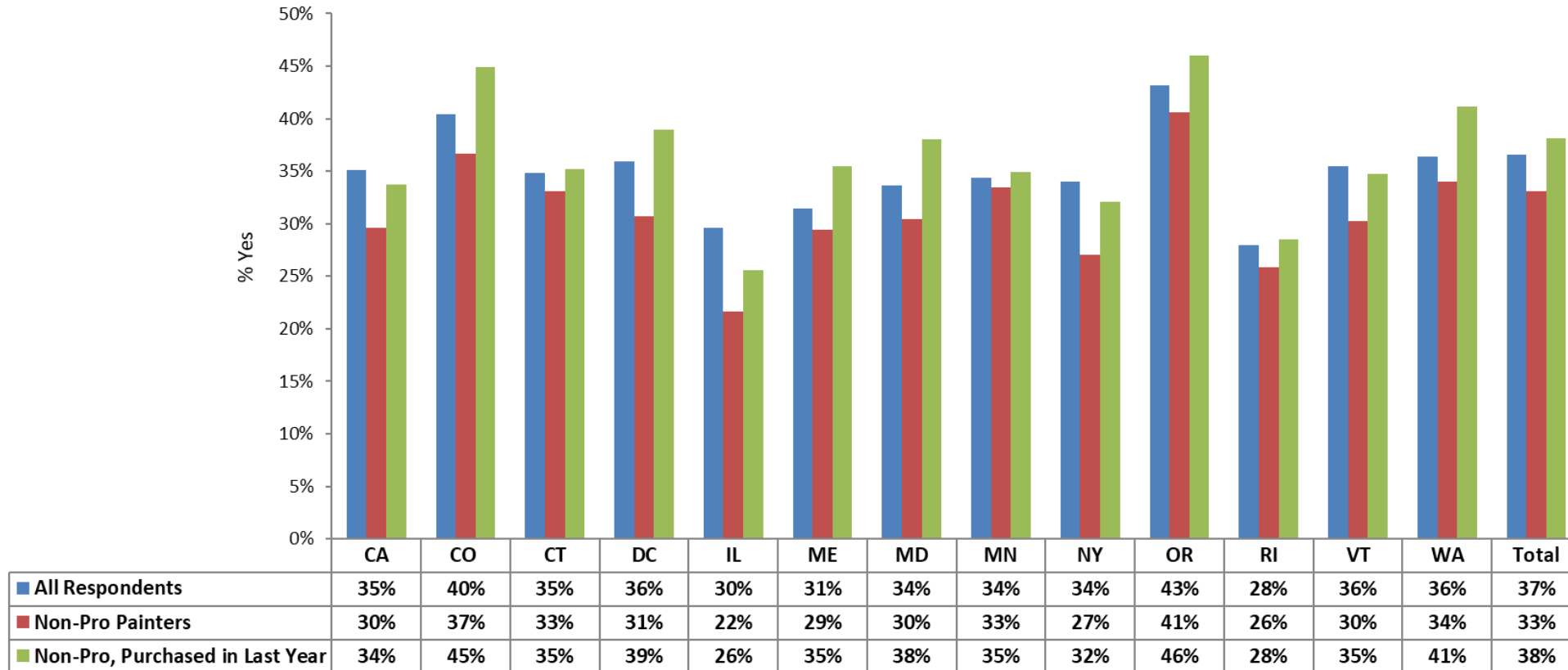


PAINT RECYCLING AND DISPOSAL AWARENESS

Awareness of Paint Recycling

- ❖ 37% of all respondents said they knew that paint can be recycled (comprised of consumers and professionals).
- ❖ Whereas 33% of end consumers knew that paint could be recycled, 72% of professionals were aware*.
- ❖ End consumers who purchased paint more recently were more likely to know that it can be recycled (38%). This supports the idea that recent store interactions are having an impact on awareness.

Prior to this survey, did you know that paint can be recycled (disposed in such a way that it may be re-used)?

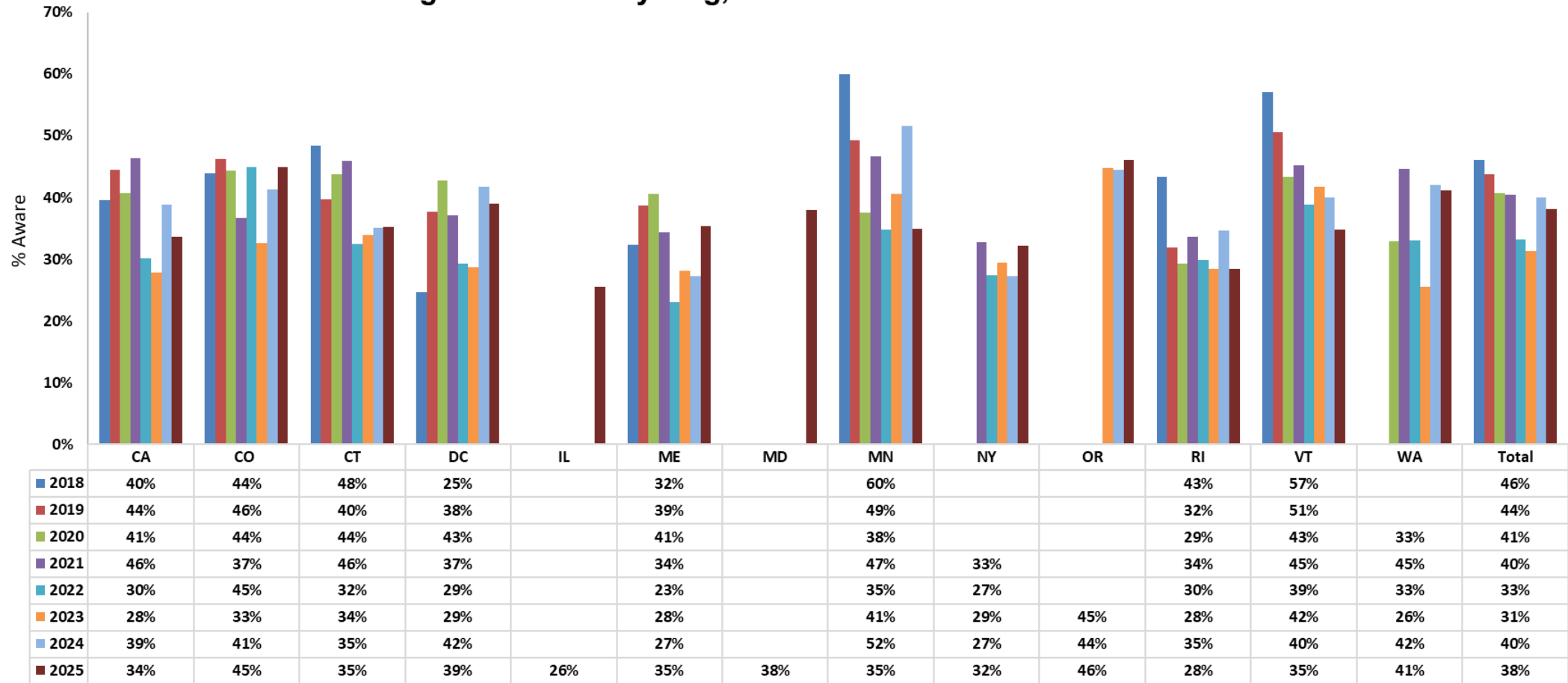


**Data is not shown for professional painters in individual states/the district due to low sample sizes.*

TREND: Paint Recycling Awareness, Recent Consumer Purchasers

- ❖ A similar percentage of recent end-consumer purchasers were aware that paint can be recycled in 2025 (38%) as in 2024 (40%).
- ❖ Results varied by state/district. The biggest awareness gains were seen in Maine and New York. Awareness dipped the most in Minnesota, Rhode Island and California.

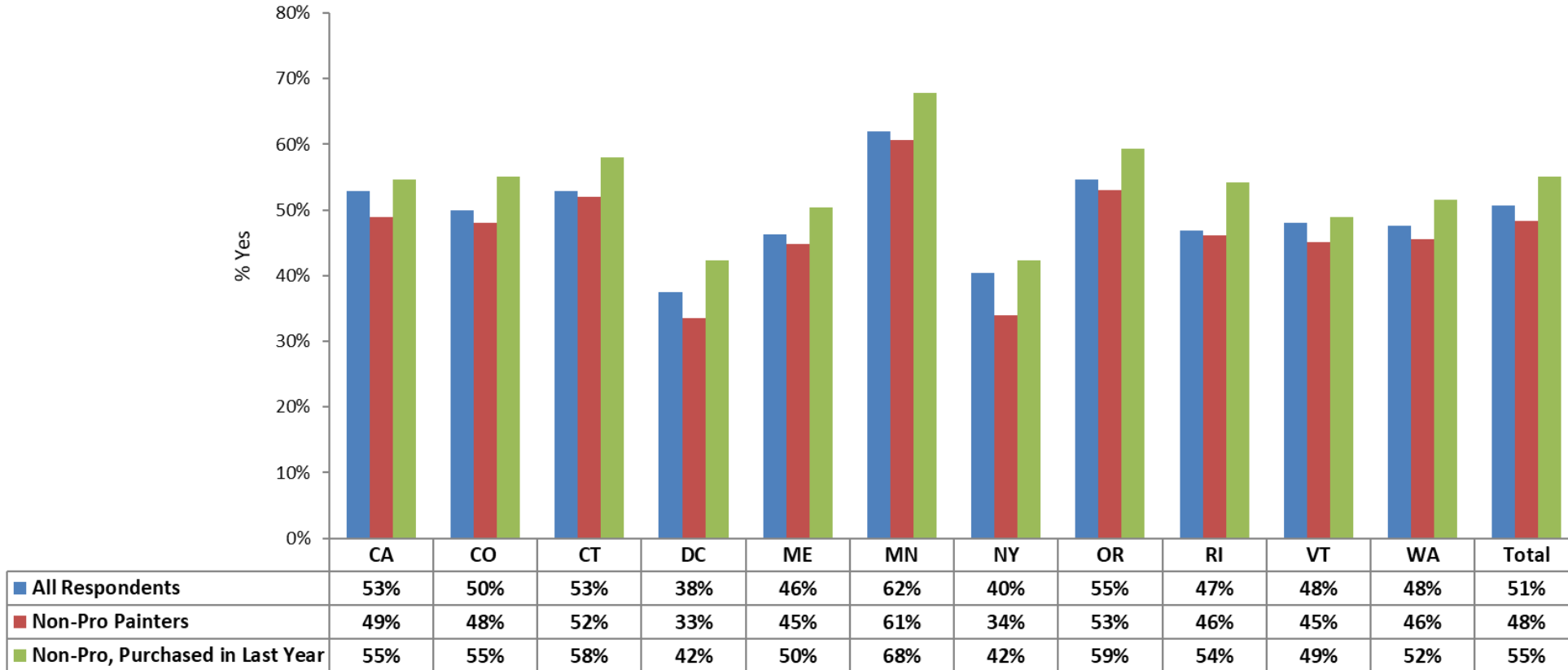
TREND: Knowledge of Paint Recycling, Non-Pros Who Purchased Paint in the Last Year



Awareness of Paint Disposal Opportunities in State/District

- ❖ 51% of all respondents were aware of paint disposal opportunities in their state/district**, comprised of both professionals (74% aware) and end consumers (48% aware).
- ❖ Awareness among end consumers who purchased in the last year was higher (55%) than that of all consumers (48%), demonstrating that purchase recency makes a difference in understanding.

Prior to this survey, were you aware of paint disposal opportunities in your state, such as drop off locations at paint stores and household hazardous waste facilities?



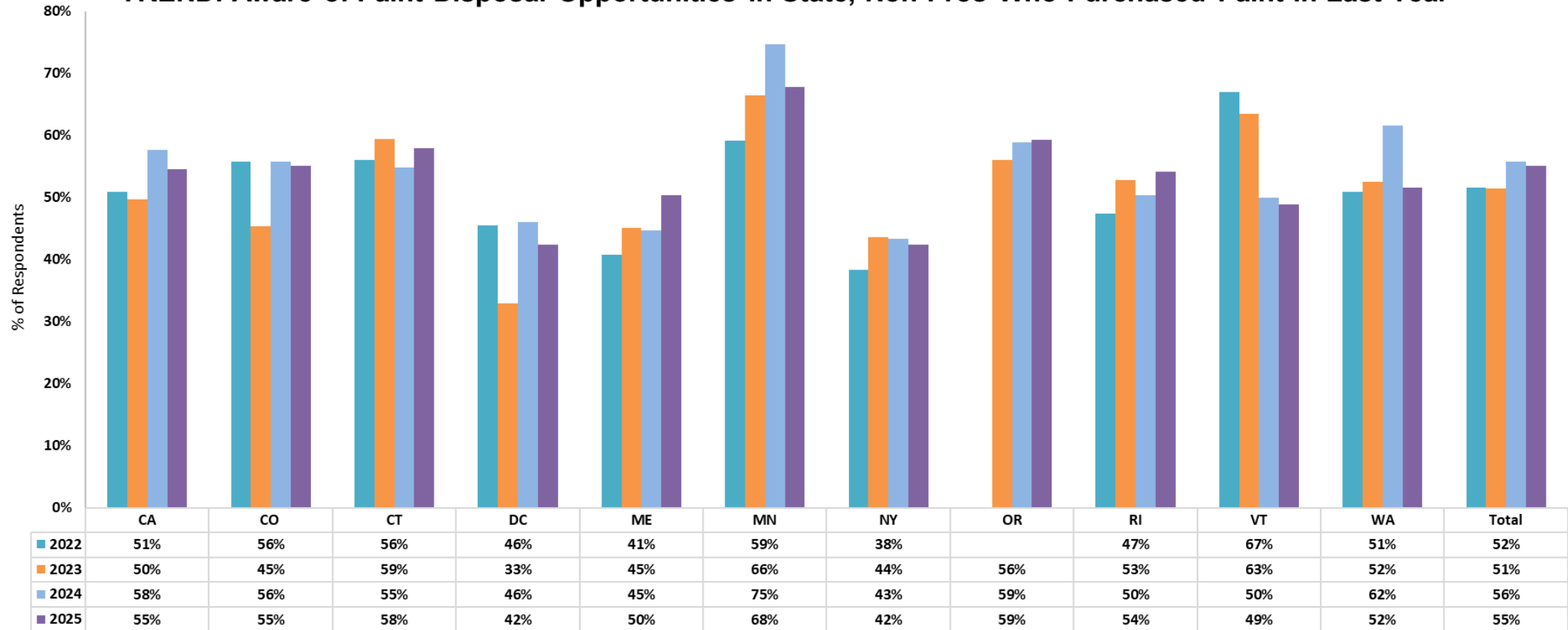
*Data is not shown for professional painters in individual states/the district due to low sample sizes.

**Maryland and Illinois respondents were not asked this question.

TREND: Disposal Opportunity Awareness, Recent Purchasers

- ❖ Overall, awareness of disposal opportunities among recent end-consumer purchasers stayed about the same as last year.
- ❖ Results varied by state/district. Awareness went up slightly in Maine while dropping in California, Minnesota and Washington.
- ❖ *Note that only four years of trend data is available as this question was added in 2022.*

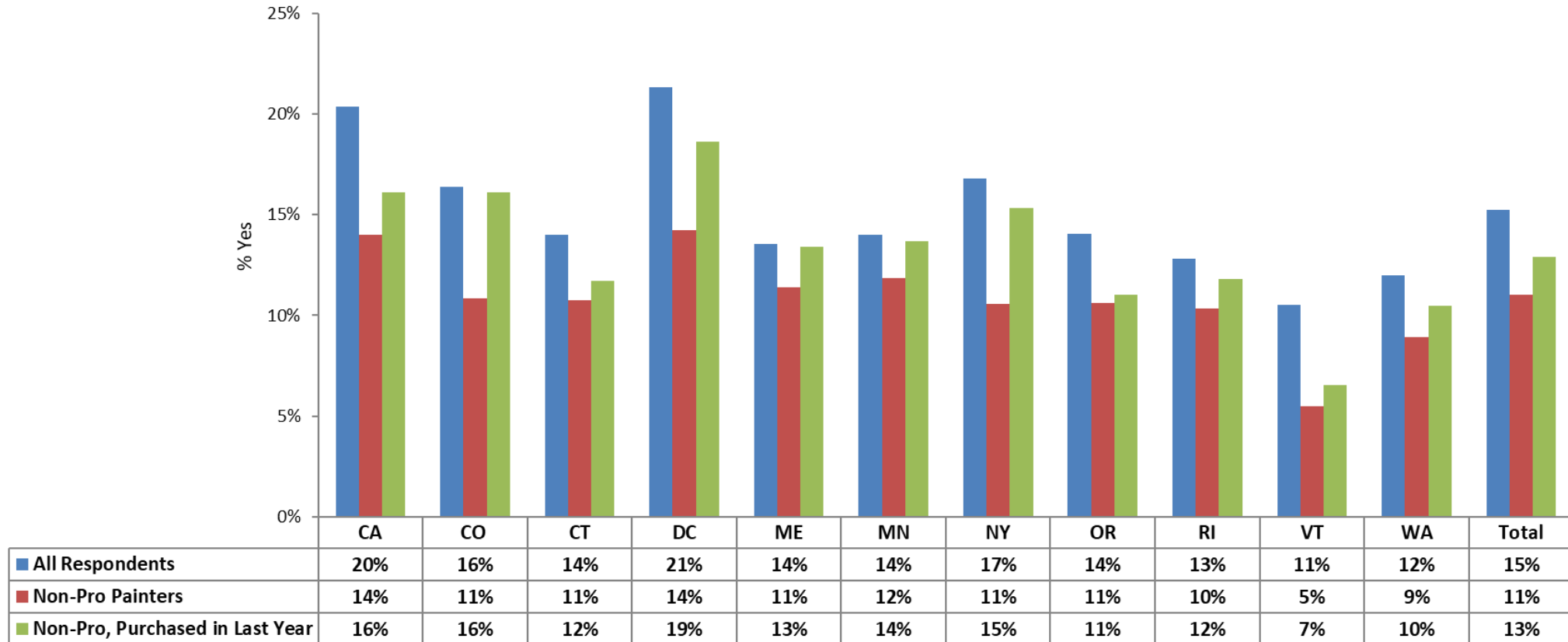
TREND: Aware of Paint Disposal Opportunities in State, Non-Pros Who Purchased Paint in Last Year



Awareness of Free Onsite Pickup Services

- ❖ 15% of all respondents knew that 100+ gallons could be picked up for free.
- ❖ 58% of professional painters were aware*; 11% of non-professionals.
- ❖ Recency made a small difference among non-professionals. 13% of those who purchased in the last year were aware of pick-up services.

Prior to this survey, were you aware there is a free on-site pickup service available to households, professional painters, businesses and organizations with 100 gallons or more of leftover paint?



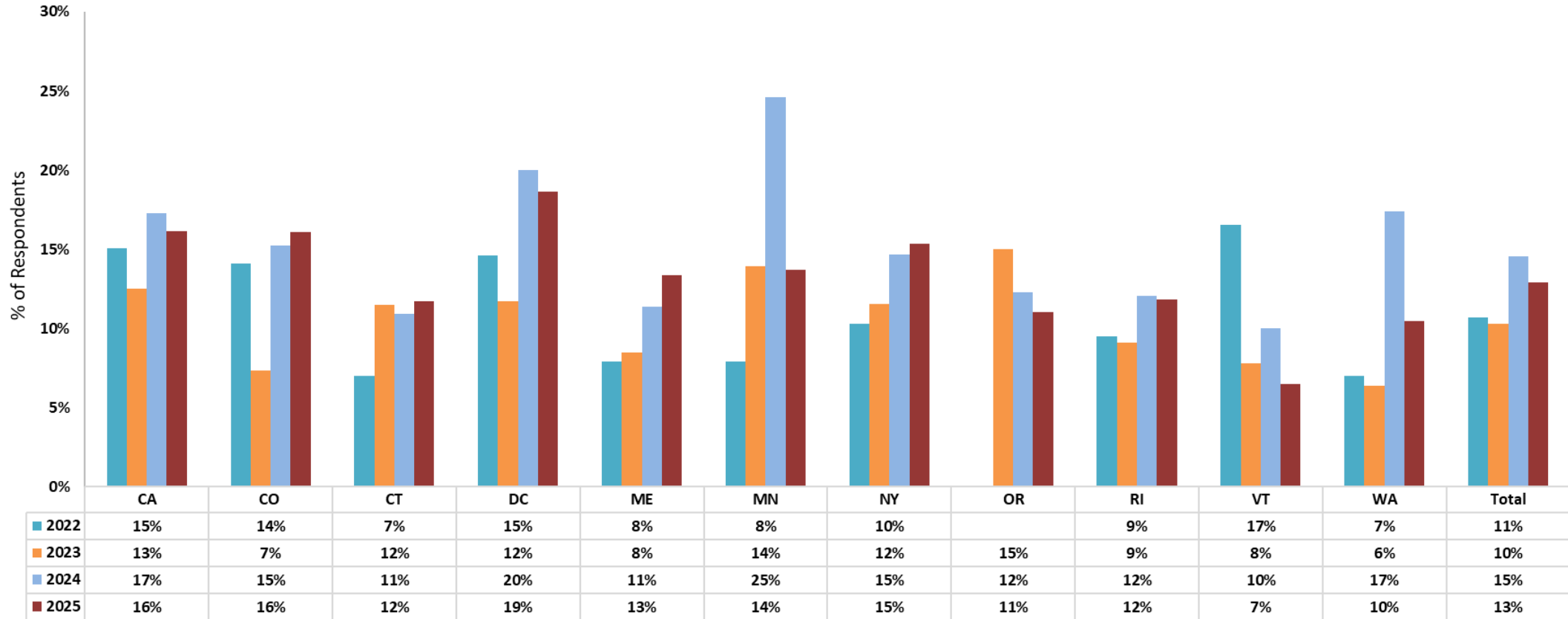
**Data is not shown for professional painters in individual states/the district due to low sample sizes.*

***Maryland and Illinois respondents were not asked this question.*

TREND: Awareness of Free Onsite Pickup, Recent Purchasers

- ❖ Overall, awareness of pick-up services among recent end-consumer purchasers stayed about the same last year (15% vs. 13%).
- ❖ Results varied by state/district, with notable drops in Minnesota and Washington.
- ❖ *Note that only four years of trend data is available as this question was added in 2022.*

TREND: Aware 100+ Gallon Pickup, Non-Pros Who Purchased Paint in the Last Year





AWARENESS MATRICES

Recycling/Disposal Awareness Matrix

- ❖ Familiarity with paint recycling does not necessarily go hand in hand with the knowledge of drop-off opportunities.
- ❖ In fact, there were many who knew about paint recycling who did not know about disposal opportunities in the state/district, and vice versa.
- ❖ The following “matrix” breaks down the entire respondent base given both subjects.
- ❖ 31% knew about both topics; 43%, neither; the rest, one or the other (the same breakdown as last year).*
- ❖ *Note: “whole” percentages do not add to 100% due to rounding.*

		Knows About Paint Recycling	
		Yes	No
Knows About Disposal Opportunities	Yes	31%	20%
	No	7%	43%

**Implication: need for balanced marketing and communications if we are to get both points across.*

Awareness Matrices – By Professional Painter Status

- ❖ As expected, professional painters were much more likely to know about both topics, paint recycling and disposal opportunities.
- ❖ In fact, more than twice as many professionals (62%) knew about both than non-professionals (27%).
- ❖ *Note: “whole” percentages may not add to 100% due to rounding.*

		Paint Recycling	
		Yes	No
Disposal Opportunities	Yes	27%	21%
	No	6%	45%

		Paint Recycling	
		Yes	No
Disposal Opportunities	Yes	62%	12%
	No	9%	17%

Awareness Matrices – By Recency of Consumer Paint Purchase

- ❖ Recent purchasers were slightly more aware of both aspects, disposal opportunities and paint recycling (33% vs. 27%).
- ❖ This supports the idea that consumer education is working among those who have recently interacted with stores and/or received other marketing communications.
- ❖ *Note: “whole” percentages may not add to 100% due to rounding.*

		Paint Recycling	
		Yes	No
Disposal Opportunities	Yes	27%	21%
	No	6%	45%

		Paint Recycling	
		Yes	No
Disposal Opportunities	Yes	33%	22%
	No	6%	39%

Awareness Matrices – By State/District, Recent Consumer Purchasers

- ❖ Oregon and Colorado respondents were most aware of both aspects (disposal opportunities *and* paint recycling); New York and Rhode Island respondents, the least aware.

CA

		Paint Recycling	
		Yes	No
Disposal Opportunities	Yes	30%	25%
	No	4%	42%

ME

		Paint Recycling	
		Yes	No
Disposal Opportunities	Yes	28%	22%
	No	7%	43%

RI

		Paint Recycling	
		Yes	No
Disposal Opportunities	Yes	24%	31%
	No	5%	41%

CO

		Paint Recycling	
		Yes	No
Disposal Opportunities	Yes	36%	19%
	No	8%	36%

MN

		Paint Recycling	
		Yes	No
Disposal Opportunities	Yes	32%	36%
	No	3%	29%

VT

		Paint Recycling	
		Yes	No
Disposal Opportunities	Yes	26%	23%
	No	9%	42%

CT

		Paint Recycling	
		Yes	No
Disposal Opportunities	Yes	30%	28%
	No	6%	37%

NY

		Paint Recycling	
		Yes	No
Disposal Opportunities	Yes	23%	19%
	No	9%	49%

WA

		Paint Recycling	
		Yes	No
Disposal Opportunities	Yes	35%	17%
	No	6%	42%

DC

		Paint Recycling	
		Yes	No
Disposal Opportunities	Yes	30%	13%
	No	9%	48%

OR

		Paint Recycling	
		Yes	No
Disposal Opportunities	Yes	40%	19%
	No	6%	35%

ALL END CONSUMERS BOUGHT IN LAST YEAR

		Paint Recycling	
		Yes	No
Disposal Opportunities	Yes	33%	22%
	No	6%	39%

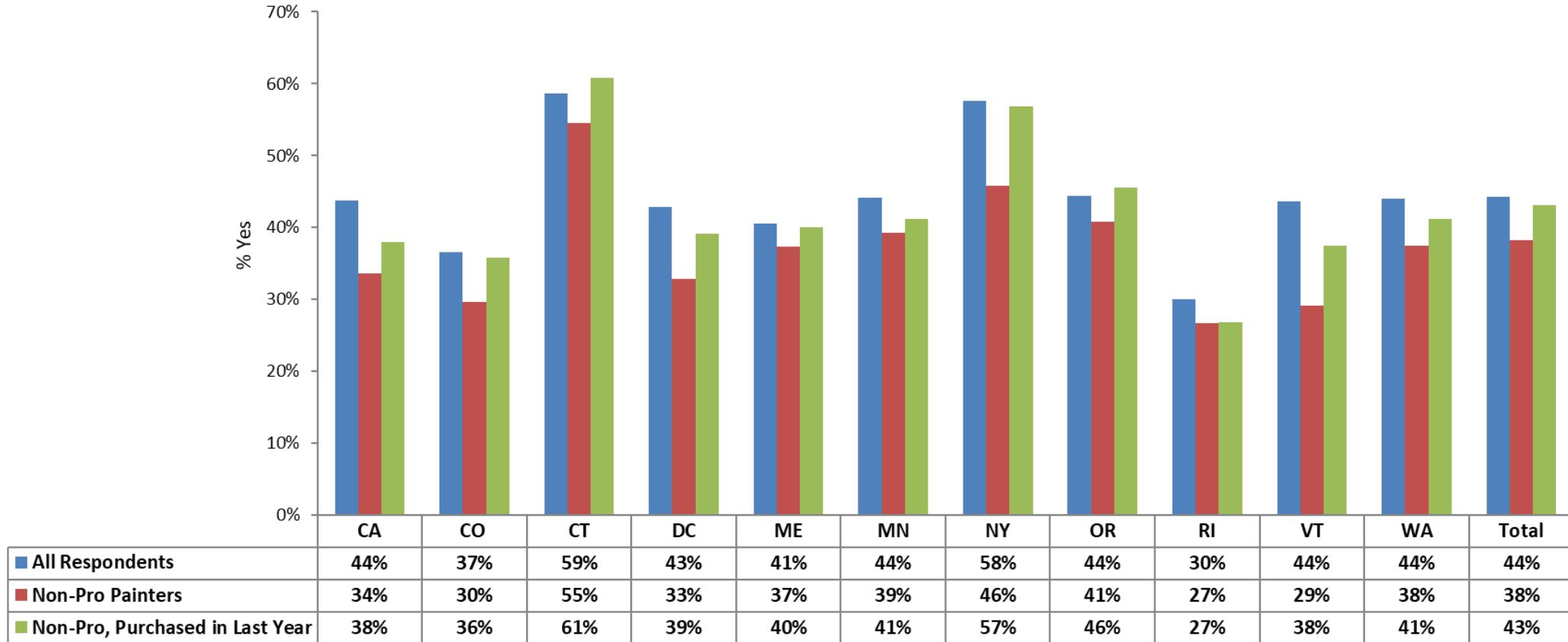


RECYCLING PROCESS AWARENESS AND BEHAVIORS

Awareness of Fee Among Those Who Knew About Recycling

- ❖ 44% of those who knew about paint recycling also knew about the recycling fee added to new purchases.
- ❖ There was a marked difference between professionals (74%)* and non-professionals (38%).
- ❖ Recency of paint purchases made a significant difference in most states/the district.

Are you aware that when you buy paint in your state/district, there is a small fee added to the price to pay for a program to recycle any leftover paint you have?

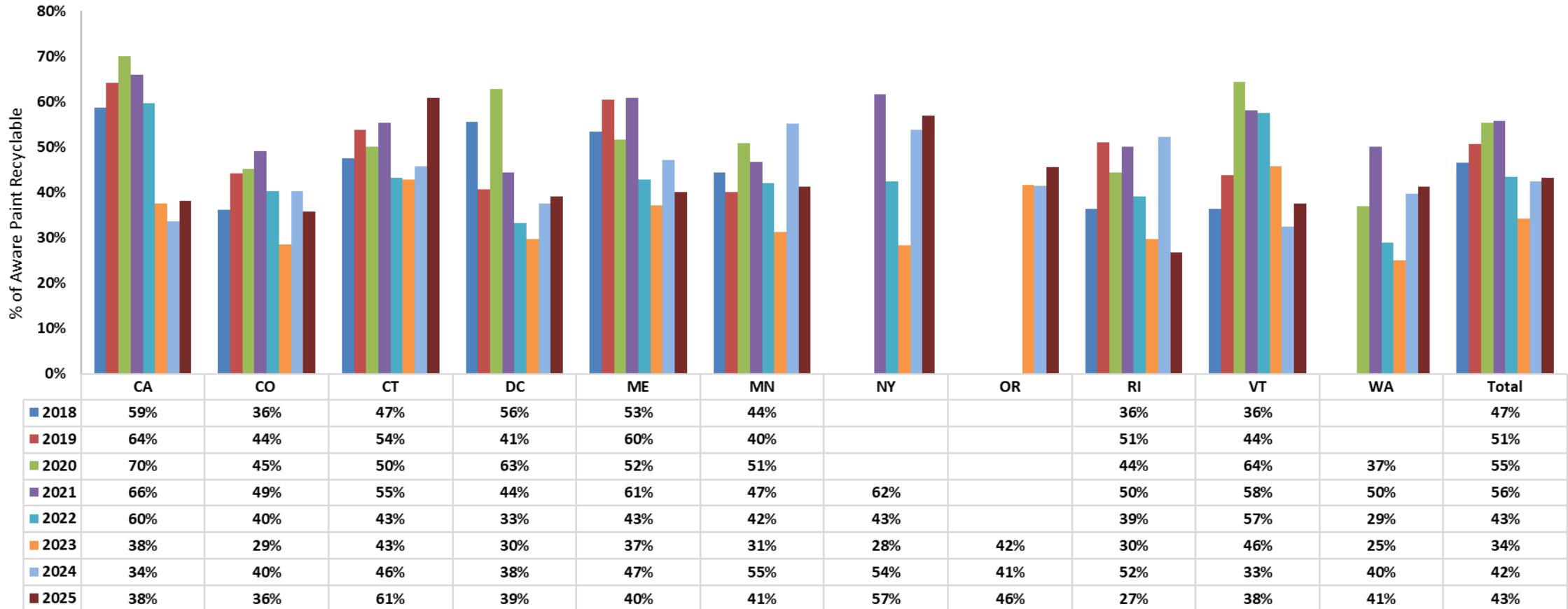


**Data is not shown for professional painters in individual states/the district due to low sample sizes.*

TREND: Fee Awareness, Recent End-Consumer Purchasers

- ❖ Overall, fee awareness was about the same in 2025 (43%) as in 2024 (42%), but varied within states/the district.
- ❖ Significant gains were made in California, Connecticut, Oregon and Vermont, while awareness dropped significantly in Maine, Minnesota and Rhode Island.

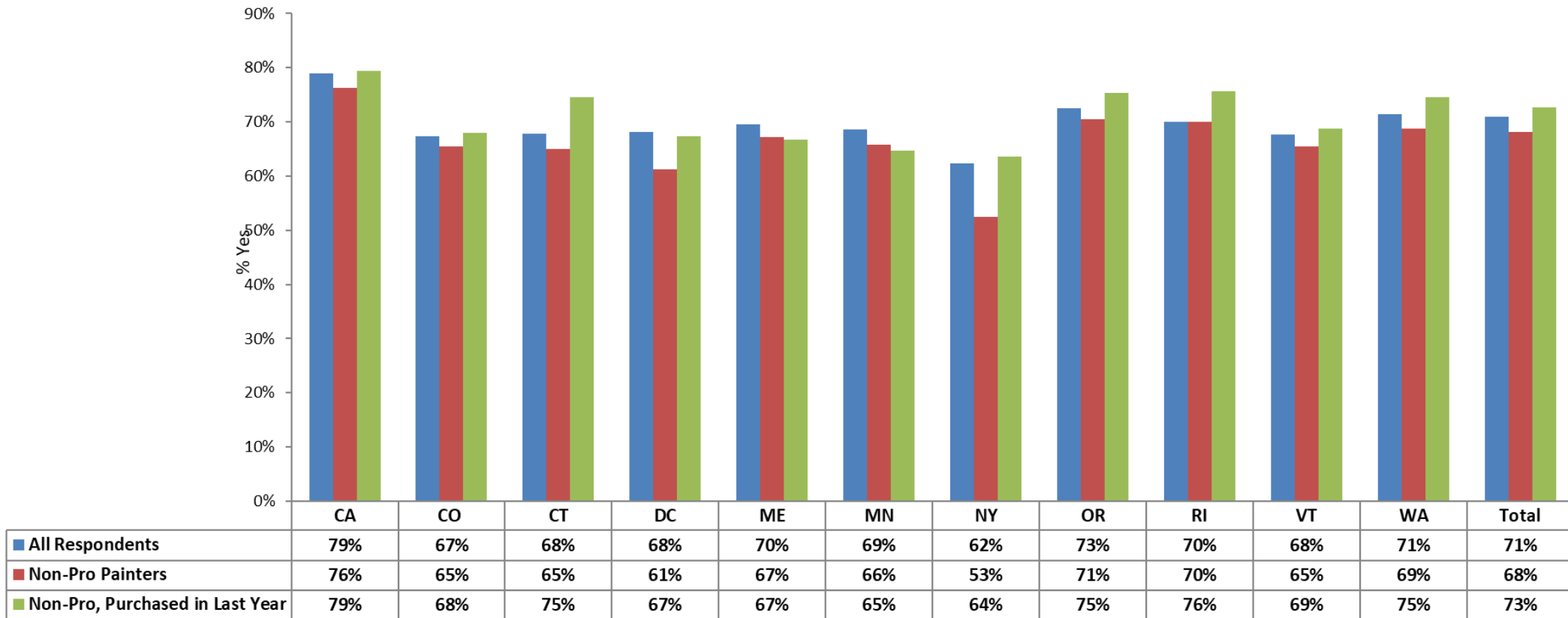
TREND: Aware of Fee, Non-Pros Who Purchased Paint in the Last Year



Knowledge of Places for Recycling

- ❖ 71% of respondents who knew that paint can be recycled also knew where to go to do so.
- ❖ As with other results, end consumers' awareness was lower (68%) than professionals' (85%)*.
- ❖ Awareness was higher among end consumers who purchased in the last year (73%).

If you wanted to take paint somewhere to be recycled, do you know where to take it?

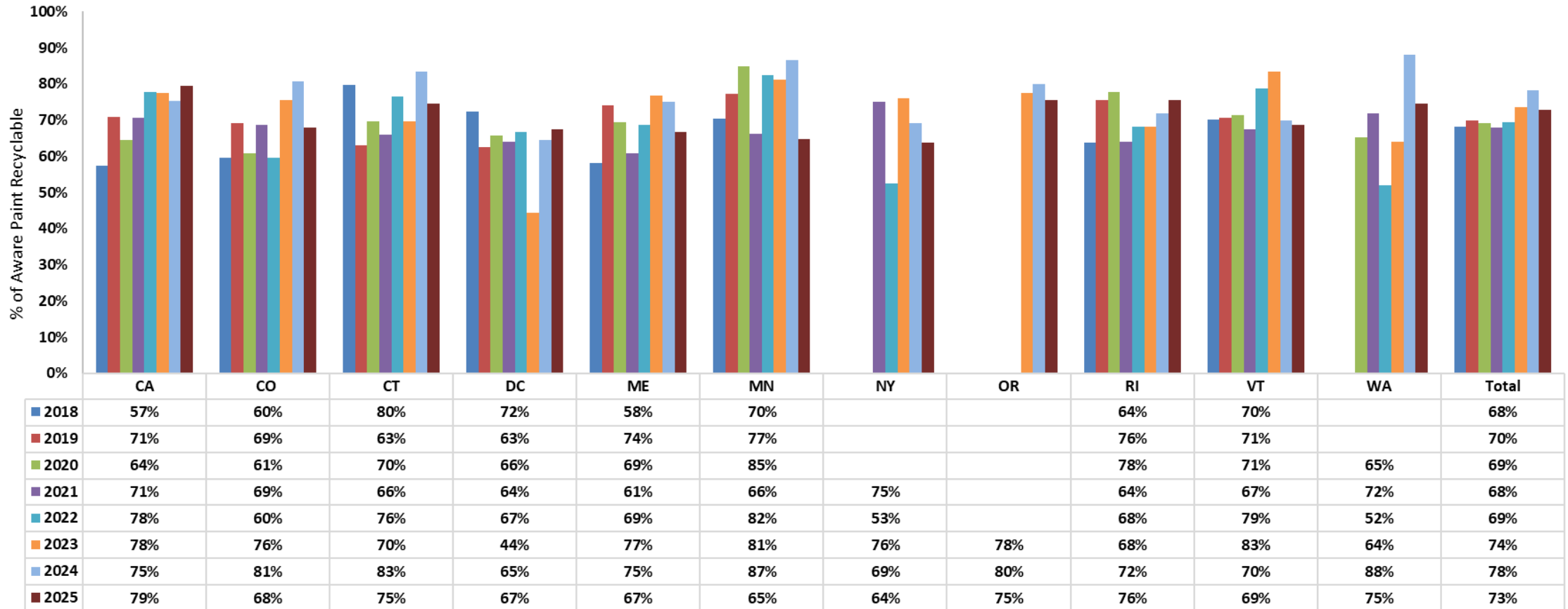


**Data is not shown for professional painters in individual states/the district due to low sample sizes.*

TREND: Knowledge of Where to Recycle, Recent Purchasers

- ❖ Recycling location knowledge dropped slightly in 2025 among recent consumer purchasers who were familiar with recycling.
- ❖ Results trended downward in most states with the exception of California.

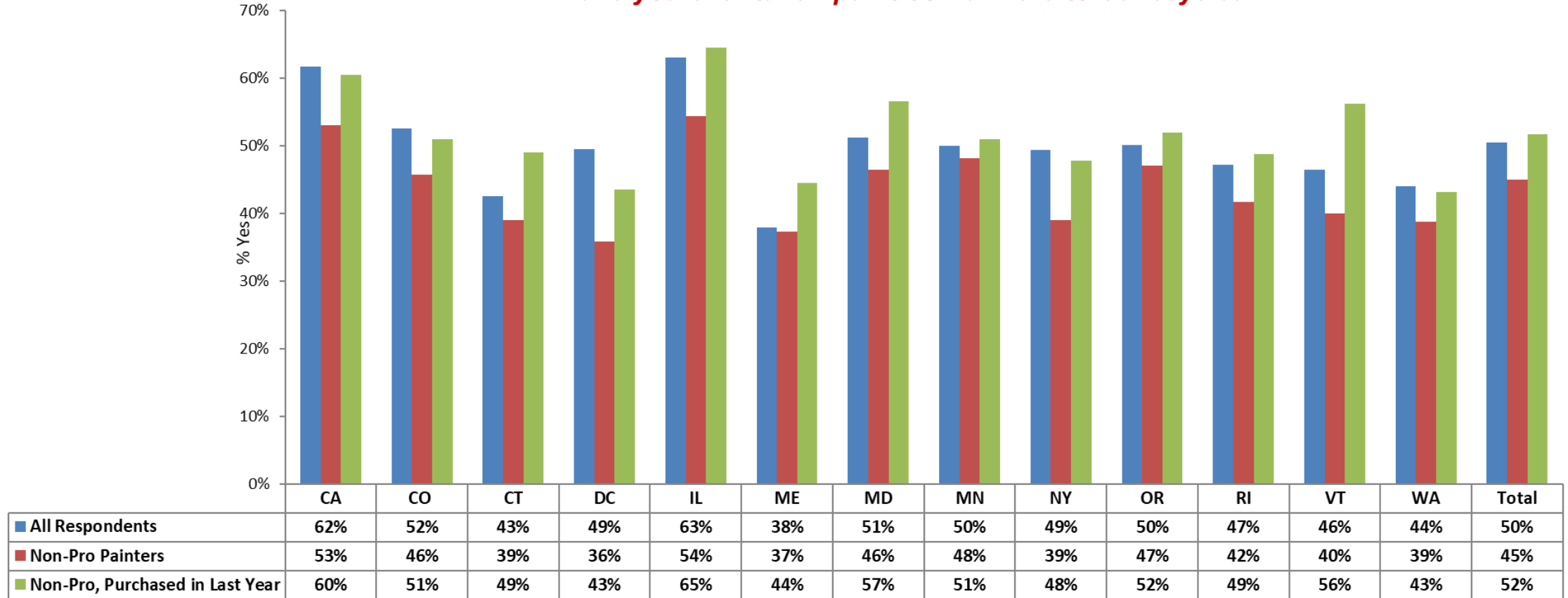
TREND: Aware of Recycling Locations, Non-Pros Who Purchased Paint in the Last Year



Past Recycling Behaviors Among Those That Knew About Recycling

- ❖ 50% of those who said they were aware that paint can be recycled said they had done so in the past.
- ❖ Non-professionals (45%) were less likely to have recycled in the past than professionals (76%)*.
- ❖ End consumers who purchased in the last year were more likely to have recycled in the past than those who had purchased before.

Have you ever taken paint somewhere to be recycled?

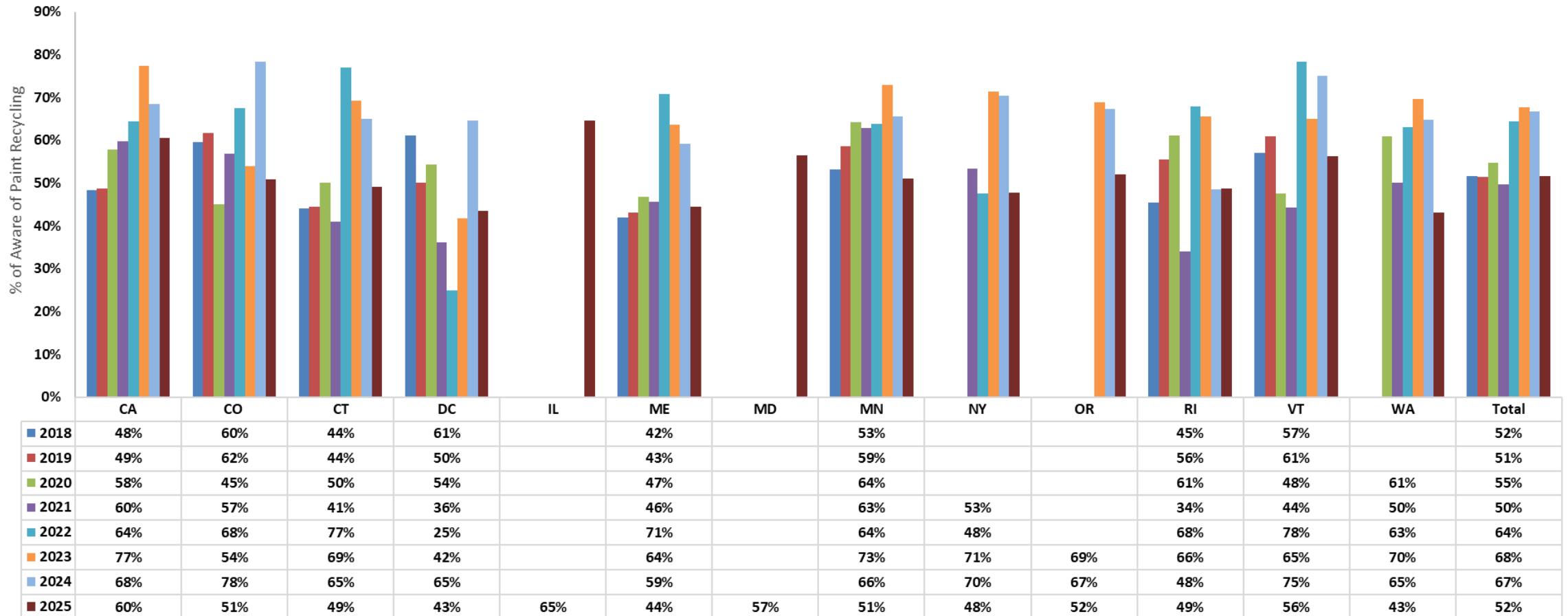


**Data is not shown for professional painters in individual states/the district due to low sample sizes.*

TREND: Past Recycling, Recent End-Consumer Purchasers

- ❖ Fewer 2025 end-consumer respondents who purchased in the last year indicated they had recycled in the past (52%) than in 2024 (67%).
- ❖ All states/the district dropped in this measure except Rhode Island, which stayed about the same.

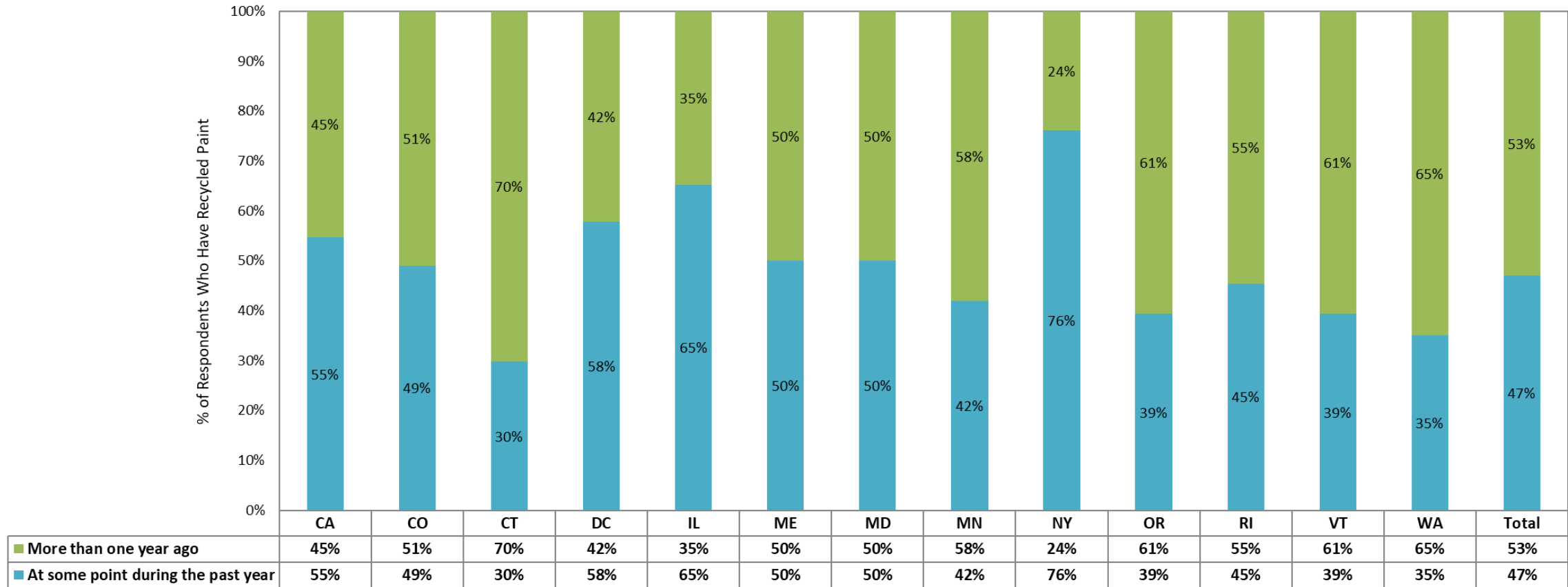
TREND: Recycled in the Past, Non-Pros Who Purchased Paint in the Last Year



Recency of Paint Recycling

- ❖ 47% of those who said they had recycled paint in the past said they had done so in the last year.
- ❖ Results varied by state/district. New York and Illinois recyclers were more likely to have done so in the last year.

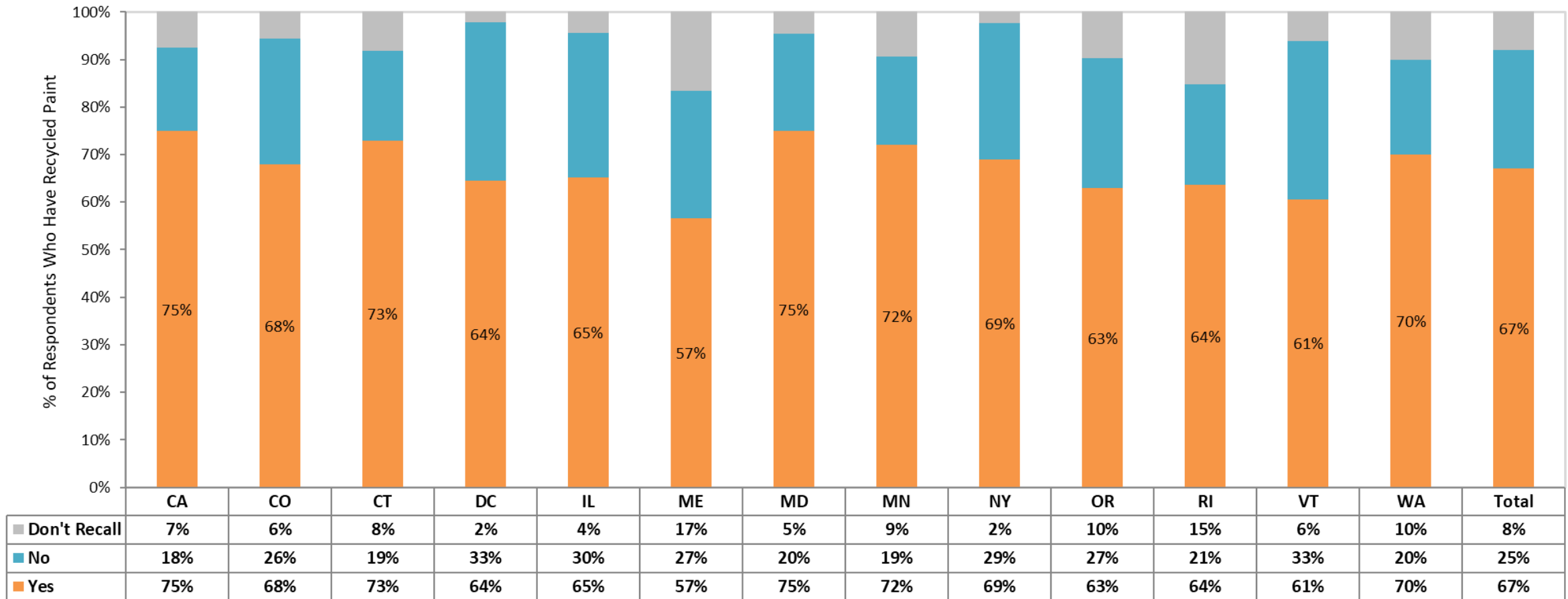
When was the most recent time you have taken paint somewhere to be recycled?



Consistency of Paint Purchasing and Recycling

❖ The person who brought the paint to be recycled was usually the same person who had purchased the paint.

Was the person who physically took the paint to be recycled the same person who bought the paint?



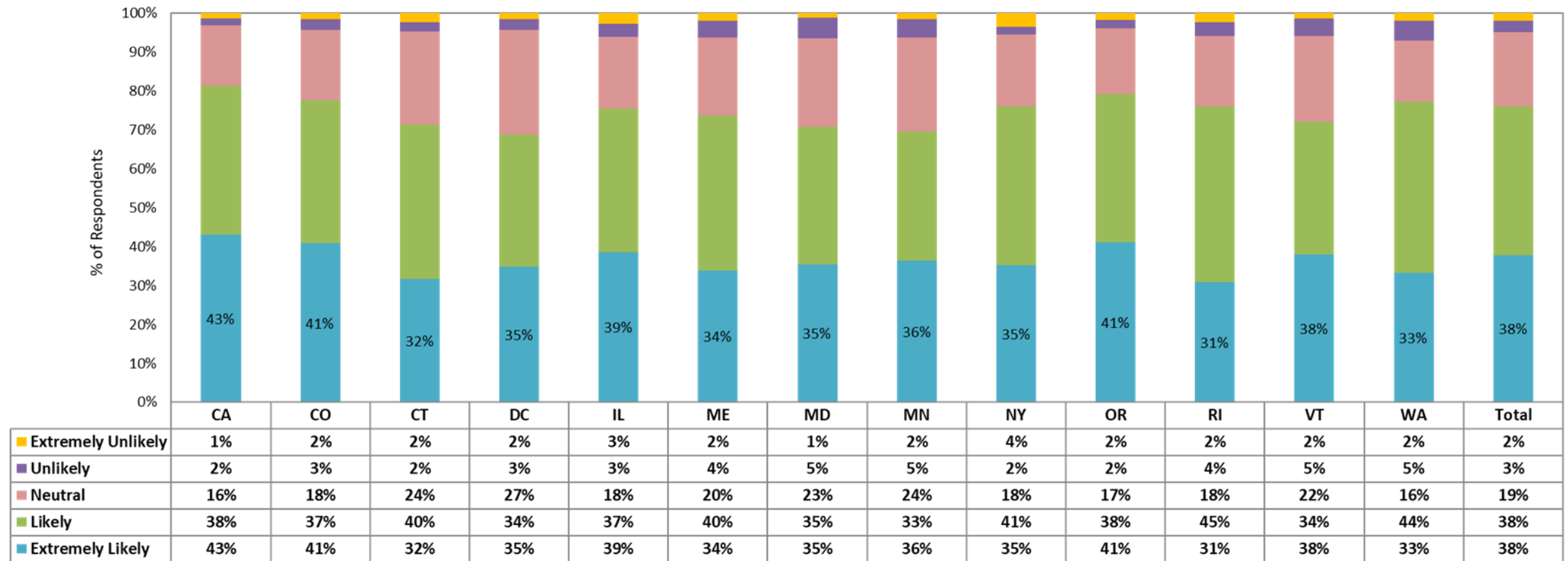


PAINT RECYCLING FUTURE INTENTIONS

Likelihood for Future Paint Recycling

- ❖ 76% of all respondents said they were “extremely likely” or “likely” to recycle the next time they had paint to dispose.
- ❖ Very few said they were unlikely to do so.
- ❖ Results varied by state/district. Those in California, Oregon and Colorado were most enthusiastic, with the highest percentages of those “Extremely Likely” to recycle.

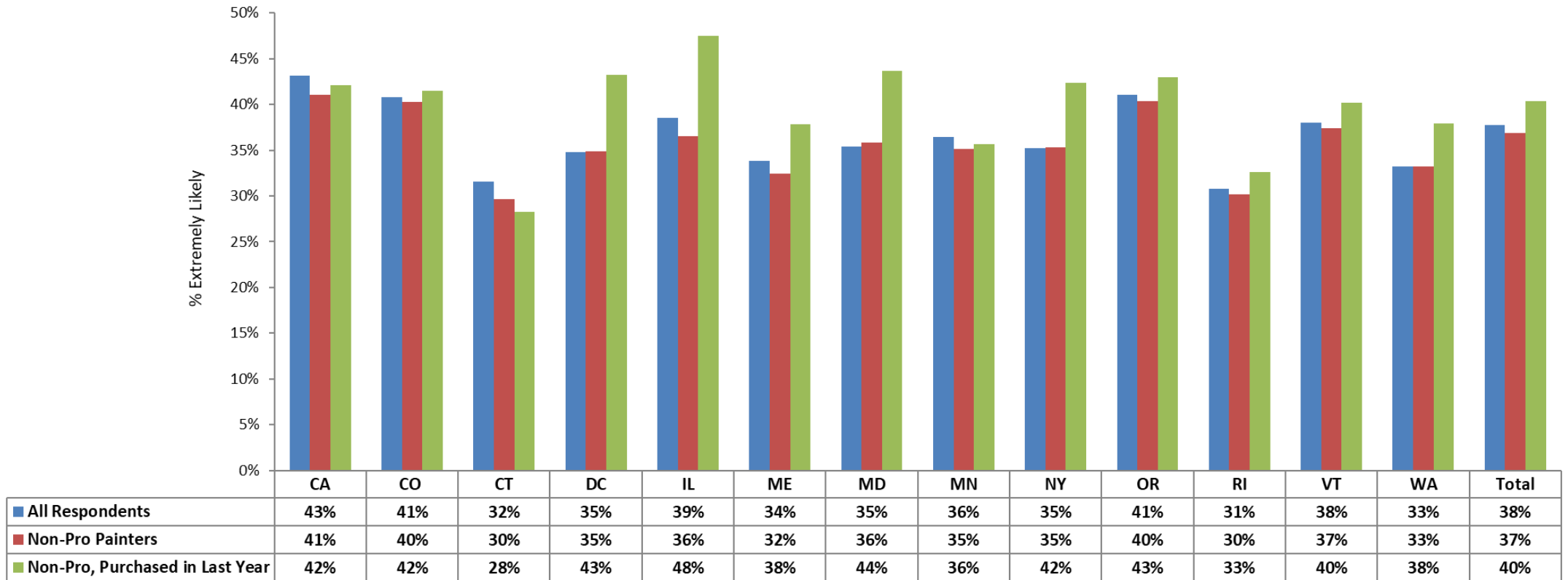
How likely will you drop it off for recycling next time you have paint to dispose?



Future Paint Recycling Intentions – Extremely Likely

- ❖ 38% of respondents were “extremely likely” to recycle in the future.
- ❖ The percentage of respondents who said they were “extremely likely” to recycle was lower among non-professionals (37%) than professional painters (46%)*.
- ❖ Recency plays a strong role in driving recycling intentions—those who had purchased paint in the last year were more likely to recycle in the future (40%).

How likely will you drop it off for recycling next time you have paint to dispose?

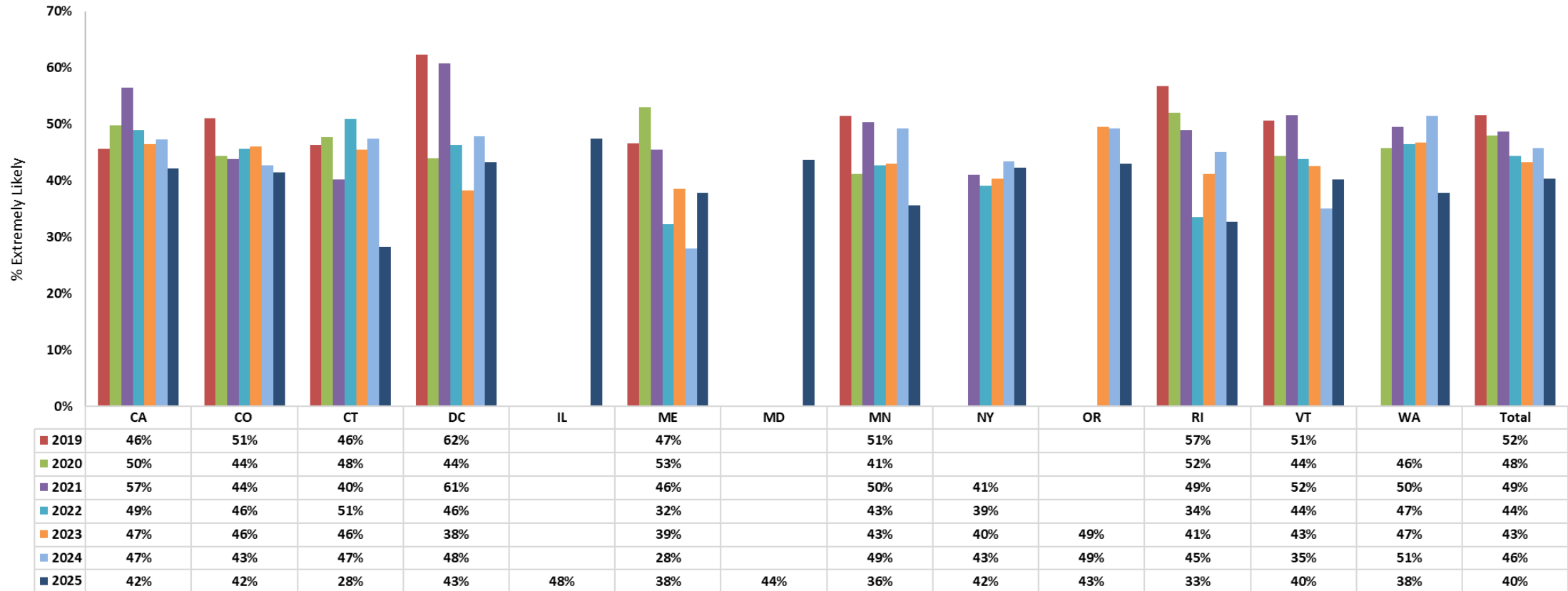


**Data is not shown for professional painters in individual states/the district due to low sample sizes.*

TREND: Extremely Likely to Recycle Paint, Recent Purchasers

- ❖ The percentage of end-consumer respondents who were “extremely likely” to recycle in the future was slightly lower in 2025 (40%) than in 2024 (46%). In fact, this measure has been trending downward since we started tracking it seven years ago.
- ❖ Recycling intentions dipped in most states/the district, with the exception of Maine and Vermont.

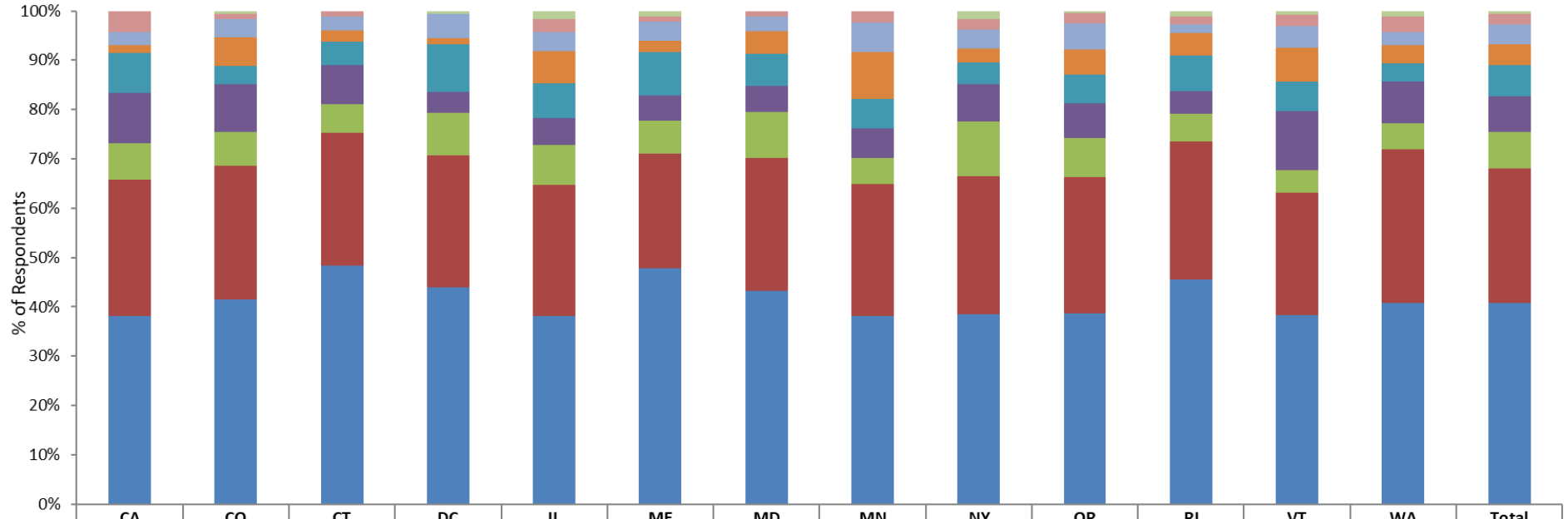
TREND: Extremely Likely to Recycle In Future, Non-Pros Who Purchased Paint in the Last Year



Open-Ended Commentary: Recycling Motivators

- ❖ The most common motivations to recycle paint were to “do the right thing” and to help/save the environment.*
- ❖ To a lesser degree, the “recycle everything” mentality played a role as did reducing hazardous waste/clutter and helping others.
- ❖ Sample comments are provided in the following pages.

What would be your personal motivation for recycling your leftover paint in the future?



	CA	CO	CT	DC	IL	ME	MD	MN	NY	OR	RI	VT	WA	Total
I Didn't Know I Could / Awareness Gap	0%	1%	0%	1%	2%	1%	0%	0%	2%	0%	1%	1%	1%	1%
Financial Motivations / Coupons / Rebates	4%	1%	1%	0%	3%	1%	1%	2%	2%	2%	2%	2%	3%	2%
Reuse / Helping Others	3%	4%	3%	5%	4%	4%	3%	6%	4%	5%	2%	5%	3%	4%
Waste Reduction	2%	6%	2%	1%	7%	2%	5%	10%	3%	5%	4%	7%	4%	4%
Deduttering / Getting Rid of Paint	8%	4%	5%	10%	7%	9%	6%	6%	4%	6%	7%	6%	4%	6%
Safety / Health Concerns	10%	10%	8%	4%	5%	5%	5%	6%	8%	7%	4%	12%	8%	7%
Passion for Recycling	7%	7%	6%	9%	8%	7%	9%	5%	11%	8%	6%	5%	5%	7%
Environmental Responsibility	28%	27%	27%	27%	27%	23%	27%	27%	28%	28%	28%	25%	31%	27%
Personal Satisfaction / Right Thing to Do	38%	41%	48%	44%	38%	48%	43%	38%	38%	39%	46%	38%	41%	41%

Sample Comments* – Right Thing To Do

Right Thing to Do

Because I feel like it's the right thing to do to protect others around me

Better for environment. Im older and more responsible now

doing something positive for the environment. doing the right thing.

Doing the right thing

doing the right thing

I believe in being a responsible eco conscious individual, and will dispose ethically.

It is just the right thing to do as well as eco-friendly. Why wouldn't anyone recycle paint when there are places to take it.

It is just the right thing to do for the sake of the environment.

it is the ethically responsible thing to do

It is the right thing to do

It is the right thing to do.

Its the right thing to do and its easy to do.

It's the right thing to do and you pay for it when you buy your paint.

Knowing I was doing the right thing. Not poring it out on the ground or washing it down the drain

Paint is better than it used to be,being water-based typically but it does and can cause damage to our environment. It should be taken care of responsibly

Same reason recycling motivates me in general. It's just the right thing to do.

Seems like the right thing to do

Taking care of the environment is everyone's responsibility

To do the right thing.

To protect the environment and be responsible.

Doing my community duty to recycle whenever I can.

Doing things right

Sample Comments* – Environmental and Recycling Motivations

Environmental Motivations

Better use of resources and better for the environment

Building a more sustainable future, avoid hazardous consequences for the environment

Doing something positive for the environment and letting others get use out of my paint that I no longer need

Doing what's good for the environment

Don't want to be harmful to the environment

eco friendly tot he environment

Environmental concerns, would not want to dump it down the drain.

For environmental reasons. I have also taken it to fund raising events at schools.

For recycling leftover paint in the future, my personal motivation would be wanting to have a cleaner environment and to not cause any harm to our already polluted environment

I assume it would be the most environmentally friendly thing to do, and I do care about the environment.

I care about the environment. I work for Ben and Jerrys and part of our social mission is the environment

I recycle everything in order to do my part in bettering the environment and doing things the right way to set an example to others

I wanna make sure none leaks out in the environment

I wanted to keep hazardous paint chemical from my eco system and lakes nearby

I Would think that paint would be good for our environment so that is the reason I thought of and will do that recycling with any leftover paint from now on.

If there was some sort of financial incentive again and it's helping the environment. That's a win win.

It is important to me to recycle anything that can be recycled. Our planet needs our help.

It would have environmental benefits to be recycled correctly. Keeping potentially harmful substances out of ecosystems.

It's important to do my part to protect our community and our planet. That means not being wasteful or reckless with hazardous materials.

Knowing that the leftover paint would be accounted for properly and not disposed of in a way that would negatively impact the environment.

My motivation would be to reduce environmental impact and support sustainable practices in my community.

Avid Recycler

I have recycled items for years.

I already recycle so this would be easy to remember. best motivation is recycling center near home.

I am an avid recycler of everything that can be recycled

I believe strongly and recycling and repurposing. Better for the Earth - better for us all.

I recycle everything I can. As a family we do. If it take a special trip, that's what it takes. I didn't know paint/hardware store will take old paint. I'll have to check that out.

If I know it can be recycled, I would take to nearest recycling center. I am big on recycling but have not done it for leftover paint cans.

Always like to do my part in recycling

Everything that can be recycled is important to do

I try to recycle as much as possible as it's good to continue to use things that can be recycled not just due to overflowing landfills and contamination but so new items can be made from old.

Sample Comments* – Safety/Wellness Concerns

Safety/Wellness

"I would recycle to ensure the paint is disposed of safely, protecting my family and community from hazardous waste."

A safe and easy way to get out of the house

A safe way to dispose and potentially save money

As someone whose job focuses on environmental health I'm a huge proponent of recycling

because it is the best way to disposal of leftover paint and you can be reassured that it is the safest way.

Ensuring the safety of our environment and it's inhabitants.

Environmental safety, responsibility, helping others with having affordable paint options

Environmental safety.

Honestly, I'd recycle leftover paint so it doesn't end up polluting the environment or sitting in my garage forever. It feels good knowing it can be reused or disposed of safely, and it helps keep my community cleaner.

I would be happy to recycle it if I knew where to take it. I feel like it'd be healthier and better used that way.

I'd feel better knowing that leftover paint was being disposed of properly, safeguarding environment and humans from any toxic leftovers.

It would be a safer more responsible means of disposal

Keep chemicals out of our landfills and to dispose of safely

My personal motivation for recycling leftover paint in the future would be to protect the environment, reduce waste in landfills, and ensure that the paint is safely and responsibly reused rather than contaminating soil or water. It also feels good to contribute to a sustainable solution and set a positive example for others.

My personal motivation for recycling leftover paint would be to protect the environment and ensure hazardous materials are handled safely, while also freeing up storage space at home.

My personal motivation is to be first to protect the environment and also avoid any waste and hazard health problems

My personal motivation would be to dispose of the leftover paint in a safe. Healthy and non hazardous way so it does not affect any other people possibly.

So that it is taken care of safely or used

to keep my home safe and allow others to use leftovers for smaller projects.

Because it's toxic and you want to take it to a facility where it will be properly disposed of or recycled

Because that seems least harmful

I have always wondered where toxic materials are disposed. I love that paint is also something that can be recycled! I will spread word if I come upon it and also do this myself :)

That stuff doesn't disappear and it has toxic effects on wildlife and waterways.

Sample Comments* – Decluttering Motivations

Declutter

Because I was never sure what to do with the leftovers so they just accumulated in my basement

Clear out space and make sure it gets used.

Don't like clutter

don't need it, takes up space

Easy way to get rid of it and not having it stored into my house

Get it out of my garage instead of letting it dry out and put it into the trash.

Get rid of unwanted space in our garage or basement

Getting it out of my way to reduce clutter in my Area

I already like to recycle my trash and any item in my household such as clothes that'll go to donation. I enjoy the idea of being able to take something and find a way to reuse it so that we can avoid adding it to the landfill and doing more damage to the world. Knowing paint can be recycled is a game changer and should be a knowledgeable tool to know as I'm sure there a ton of people that have left over paint to which they have no idea what to do with so they either discard it incorrectly or it sits somewhere in the basement collecting dust.

I don't have a lot of space, so getting rid of it is a priority. And I would like to do it the proper way.

I want to keep the water system clean and want to avoid cluttering my house

I would like to do my part to help with the environment, as well as free up space in my cellar where I store my paint cans

I would like to get rid of it but I tend to store it because I don't know what else to do

if i can recycle paint I would rather it be recycled than sit in a garage going unused and it's not great for the environment either.

It seems like a way better way to get rid of the paint then letting it sit in my basement

So it doesn't end up in my basement

So that I don't have many paint cans in my garage

To get rid of all the cans and buckets I have stored in the garage

Sample Comments* – Waste Reduction Motivations

Waste Reduction

Conservation of resources. Less waste.

Convenience and to reduce waste.

Cutting down on waste and environmental hazards

Environmental responsibility and reducing waste. I want to do my part to protect the environment and ensure paint doesn't end up in landfills where it could harm soil and water quality.

For future projects, reducing waste and protecting the environment.

I always want to be efficient and not wasteful, recycling is a good way of accomplishing that.

I don't like to waste things or add too landfills.

I try my best to recycle as much household waste as possible so that it doesn't end up in the landfill.

I usually purchase recycled paint, I would recycle my leftover paint to prevent any possible contamination in waste facilities and it's better for the environment.

I want to make sure we don't dispose of toxic materials improperly and that items will not be wasted.

I would most motivated for recycling leftover paint in the future because it reduce waste, save environment from pollution.

It's better for the environment and anything to reduce waste is something I am personally interested in

Knowing that recycling leftover paint is beneficial for the environment and keeps dangerous chemicals out of landfills and water is what personally motivates me to do so. Recycling gives me comfort in knowing that waste is being handled properly because I dislike the idea of it just lying about or posing a risk.

My main motivation for recycling leftover paint in the future would be to reduce environmental waste and keep harmful chemicals out of landfills.

My main motivation is environmental responsibility, keeping waste out of landfills, and conserving resources.

My motivation is that I don't like waste.& if it can be used, or not the hardware store will know exactly what to do with it. I just had no idea before now that where I bought it, would take it back. Of course I will call first to make sure of.

My motivation would be reducing environmental waste and promoting sustainable resource use.

My personal motivation for recycling leftover paint would be to help protect the environment and reduce waste by keeping harmful materials out of landfills.

My personal motivation would be to reduce waste and ensure the paint is handled in an environmentally responsible way.

Not contributing to hazardous waste and enjoying circular economy dynamics

So that it doesn't so harm to the environment or waste water system

So that others would be able to use it, so that it does not go to waste.

To help protect the environment and reduce waste while giving leftover paint a useful second life.

To reduce waste and contamination

To save on waste.

I feel bad about wasting stuff like this

Sample Comments* – Reuse Motivations

Re-Use

Allowing it to be reused and preventing additional paint from being sent to landfills.

Because I believe in providing for others to reuse

Because someone else could use it.

Because when you recycle it can be made into someone else's treasure (one man's trash is another man's treasure)

Better for the environment and possibly someone else could use it.

Better to recycle than discard. Maybe someone else can use it.

Can helps someone else out at a cheaper price - good for the environment

Cleaner environment and reduce the need for manufacturing new paint. Why make more when you can recycle and reuse.

Give someone else the chance to get paint they normally may not be able to afford. And someone can use the paint that normally would be tossed out

Having someone else use it first, and then it would be properly disposed of if no one wanted it.

I already recycled as much as I can. I'm a crafter and I like to reuse things if possible and I want to take care of the earth is best as I can by doing my part.

I am all for recycling objects so that they don't end up in landfills and are able to be reused

I just like the fact of being able to reuse something instead of just throwing it away

I think recycling is a great way to get rid of stuff so it can be reused

I would like it to be reused if possible. I would hate to waste anything that could be reused.

I would love for the paint to be reused and not placed in a dump

I would prefer that it be recycled if someone else has a use for it. Or maybe I could reuse it after the process, I'd be interested to research further.

I would recycle leftover paint to reduce environment impact, prevent hazardous materials from entering landfills or waterways, and make sure the paint can be reused rather than wasted.

If I can no longer use it myself, I'd prefer to recycle leftover paint so that it can be of use to someone else and/or that I don't contribute to an environmental hazard.

If someone can truly reuse it for whatever purpose, it's better than a hazardous waste facility just getting rid of it.

It could be used by someone else instead of throwing it away.

It's the environmentally responsible way to dispose of excess paint. If I had enough extra paint that I knew I would not use but that someone else could, I would take it to the Habitat for Humanity store.

It's the right thing to do rather it's paint or anything that can be recycled or reused.

Maybe be able to help someone else out with the paint i recycle

My motivation would be that someone else will be able to use it and it won't go in waste.

My personal motivation for recycling leftover paint would be to protect the environment and avoid polluting water or soil. Recycling also helps reduce waste at home and gives the paint a chance to be reused instead of being thrown away.

My primary motivation for recycling leftover paint is environmental responsibility, as it ensures proper disposal and reuse rather than contributing to landfills. It's also about doing my part for the community by keeping our local area clean and setting a good example for my kids. It's a simple action that aligns with my values as a progressive person who works in the energy and utilities sector.

Rather than have the paint sit around forever, I would want it to be used by someone else or disposed of properly if nobody else wanted it.

So I don't waste it and someone else can use it

Someone else could probably use my paint.

Sample Comments* - Knowledge that I Can and Financial Motivations

New Knowledge That Paint Can Be Recycled

Because I saw a commercial for the other day and I didn't know you could do that

Giving it to those who need it more perhaps. I didn't know you could do that!

I didn't know that paint was recyclable or that it was bad for the environment to throw it away. I care for the environment and want to do my part by recycling what I can.

I didn't know you can, now I don't have to ask everyone do they need paint, just to get rid of the extra

I just didn't know it could be recycled. Now that I do I will recycle it because recycling is good for the environment.

I like to do things the right way. I didn't know it could be recycled till now. Now I know

Because I have the right information to dispose any leftover paint for recycling

Because I learned left over paint is recyclable

New information thank you

I learned a little more about this.

Knowing the information now & making sure it is disposed of properly at a recycle facility.

Now that I know, it makes a great deal of sense.

Simply knowing where and how.

I tend to recycle/upcycle things and if I knew this could be done I would do it.

Financial Motivations

A coupon for next paint purchase

By recycling paint I'm saving some money

Cleanliness, a voucher system would be helpful!

For people who don't have money can use it, it doesn't go to waste and it doesn't wind hurting something or someone

I keep it to myself instead of giving to somebody else because it cost me some money to get it

it can help save money

To save money for others, while having paint put to use without it being thrown out.

For some extra change

Getting compensated for recycling or taking back whatever paint I have.

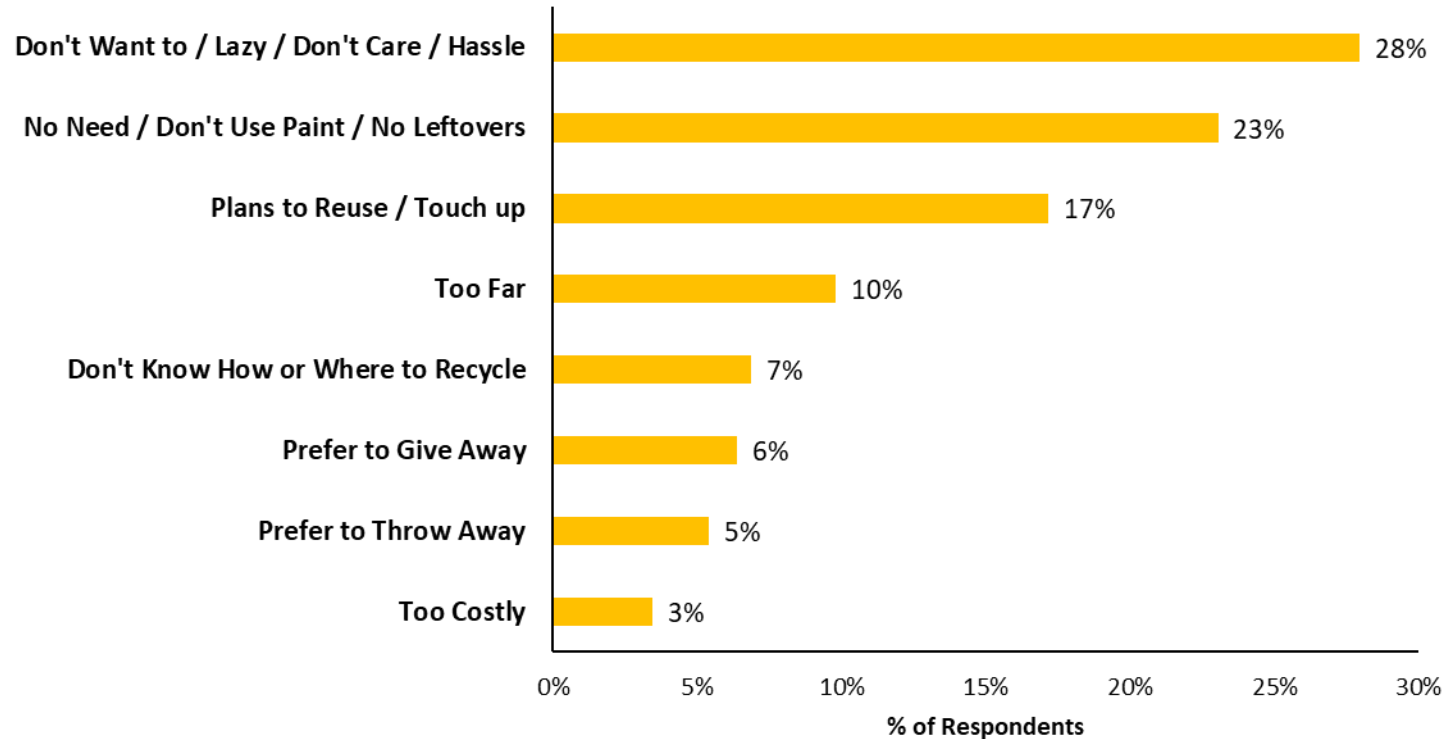
A discount on future paint

Incentive

Open-Ended Commentary: Recycling Obstacles

- ❖ The most prevalent obstacle was that recycling paint was perceived as a hassle/inconvenient (28% of those unlikely to recycle).
- ❖ About a quarter (23%) said they wouldn't recycle paint because they didn't paint and/or wouldn't have any to dispose in the future.
- ❖ Slightly fewer (17%) said they would rather keep and/or re-use leftover paint.
- ❖ Others said it was too far away to a drop-off location (10%), they didn't know where/how to recycle (7%) or preferred other disposal methods (11%).
- ❖ The complete set of comments is provided in the following pages.
- ❖ *Note: Data is not shown for individual states/the district due to low sample sizes.*

Why are you unlikely to recycle leftover paint in the future?



Comments – Don't Want to / Lazy / Don't Care / Hassle

Don't Want to / Lazy / Don't Care / Hassle	
Too much work	It's too much trouble.
To much work. I would rather use it and whatever is left i throw away not always able to go far out of my way. Best to try and use all paint in future.	too much effort - line is too long
Yes, way too much of a hassle. And ill probably keep left over paint for touch ups in the future	too much hassle, and I would need to make a real extra effort
It just one more thing to deal with. Generally I want some for touch ups anyway	I may forget such exists
Because it is an inconvenient thing to do and would annoy me going out of my way to just get rid of a gallon of paint.	I might do it if it is easy
Leftover paint is the absolute least of our worries when it comes to the environment, pollution, or recycling. this is just ridiculous to waste my time taking paint to be recycled. I just use it up the majority on some scrap wood, let the small amount in the can dry up, and toss it.	just not on my to do list
Too much hassle and don't think there's a place near me.	I might forget that I can recycle paint
Too much work and too far	Why who would want it
Not worth the drive and the wait in line to recycle it. Gas is way too expensive in Washington State.	Because I don't care about recycling anything
Its only a little and not worth time or effort	It is a hassle
Time	It sounds like a lot of work.
it just seems like work that i dont have time for	Lot of effort.
I just don't have the time for that	When I've gone to recycling center the people there are very rude
It is impracticable	I dont care enough to make the effort.
It means I have to go out of my way and I don't have time for that.	I don't see myself going any distance to recycle paint. I do not own a vehicle and walking with a heavy can of paint is not what I would do.
Probably going to forget to do this in the future by the time I paint	It is too much inconvenience.
In my city, we have special days when you can recycle hazardous materials, but there is always a long line and it's always on weekends. I work, and so that's when I need to do household work and errands. If it was curbside recyclable, I'd recycle every single time.	It is too much of a hassle.
Seems like a waste of time	Because I'll forget
Time expense	Don't want to
I'd rather save myself time and throw it in the trash unless I had a large amount then I would consider recycling	Don't care
I'm busy with two kids and a full-time job. Driving somewhere to take some paint isn't a high priority. If there's a pick-up program, that would be great	dont want to
It's a hassle	Hassle
I'm lazy.	I don't want to
I'm pretty lazy and I like to save things for the future.	I've never been interested in recycling paint. Maybe I would try it, but I don't know.
I'm lazy.	No car
Too lazy	To much work
not a concern	I don't give a...
Don't want to research where to take it.	It would be a pain to take somewhere.

Comments – No Need or Prefers to Throw Away

No Need / Don't Use Paint / No Leftovers	
because I use it up	I just don't deal with paint and also I feel like it would be hard to recycle paint.
I rarely have leftover paint. Any small amounts I dry out and put in trash.	No projects
less than a gallon most times	i always use my left over paint
I use all my stuff last time I had a half can paint left and my sons playing busted a giant hole in my wall I had to patch u	won;t have paint
I don't have any paint.	The amount would be minimal
I won't be using paint in the foreseeable future	I dont plan on having leftover paint
Because I always use it all. I never have leftover paint that I cannot I cannot use somewhere.	Don't need to
Because I don't have a reason to buy paint	I don't ever buy paint
I don't paint	I usually do not have much paint left over and I go to the transfer station quite often.
Because I never painted so I don't have paint	I don't buy paint I get someone to do it for me
Cause I don't have any	I just don't see a need to
do not use paint	I'm a renter
I don't own any	I hire it out now
Really never have any left	Want have any
I use it all.	Don't plan on painting.
Don't have much left. Not worth it	I don't use paint
I don't paint	I don't use paint
I don't paint	I don't need paint
because I don't paint.	I'm not painting
Because I don't have any left over paint	No need to
Don't paint	Because I don't use paint
Don't have much	I don't buy paint
I only buy the amount I need and use it all	don't need to

Prefer to Throw Away	
Because I eventually use it up dry out the can and dispose of the can.	I rarely have leftover paint. Any small amounts I dry out and put in trash.
After I'm done I would discard unused paint or store unused paint away	I would put kitty litter and trash it
Dunno. I'd rather just throw it away discretely.	I don't know where to do so
I think how I dispose of it is fine	I recycle it myself for art projects by hardening it and slicing up the results.
The can is never fully empty so the trash is the best option rather than recycling can paint that is not fully empty	I will hold on to it until it's bad. Then throw it out.
Because I prefer to pour down the drain	

Comments – Plans to Re-use or Give Away

Plans to Reuse / Touch up	
I don't know where to go, or how to do it. If it's easy, I'll consider it. But what's more likely is, I'll just keep it until I might need it, and maybe leave it for the next occupant of my house.	Might need to use it again
After I'm done I would discard unused paint or store unused paint away	Yes, way too much of a hassle. And ill probably keep left over paint for touch ups in the future
We save it to use later or give to family	I may need it in the future, for touch up, etc.
To much work. I would rather use it and whatever is left i throw away not always able to go far out of my way. Best to try and use all paint in future.	It just one more thing to deal with. Generally I want some for touch ups anyway
To reuse it	Because I may use it in the future
I would keep it for possible touchups in the future.	I still would have to use it someday, and I don't why keeping leftover paint is bad
If the leftover paint is usable, I will keep it for touchups or another project. If it is not usable, I will take it to the recycling center for disposal.	because I tend to keep my left-over paint incase i or someone around me needs any
It can be stored and used for later if necessary	It is just an extra step when I can put it somewhere and forget about it
because i can use it still or someone i know can use it	Always will have a use for it
IDK PERFER TO USE IT UP OR NEED IT FOR TOUCH UPS	I may have use if it later on.
Might use it again	I'll find something cool to do with it
I usually just keep it for the future	I'll use old paint first on something
I will keep it in case I need it again	I. Keep. My. Paint.
I dont usually recycle things that i can always reuse, but if i wasnt going to use the gallons of pain i have leftover I probably would recycle it then.	So I can paint with it
Because I can always use it for touch up or use it for something else	Save for other projects
Because if I pay for it I'm going to use it eventually and not loose money by not using it	It's easy to keep left over in case
I keep it until I use it all up.	Just if I don't need the rxtra
I'll use it	

Prefer to Give Away	
Well Ballou High School in Washington DC have students who will pick up unwanted paints at no cost.	I want to recycle the left over paint in order to help needy relatives
It just seems like something that would make me go out of my way to recycle paint when I know that there is someon	Donate to family
Someone else can use it	I would give the leftover paint away if it were still good.
Why recycle when I save to use later or donate to someone who can use it as is?	Because I'll find someone who wants/needs it
Same as always, donate it to local school. They use it for projects in different classes.	I give to the habitat for humanity. They sell at a discount and make money to build houses for low income familys.
I typically give it away	We save it to use later or give to family
Because I usually give it away	

Comments – All Other Obstacles

Don't Know How or Where to Recycle

It just seems like something that would make me go out of my way to recycle paint when I know that there is someone I would like to recycle paint if a place to do so is near enough by	I don't know where to bring it because I don't know any places that does that.
Don't know where the recycling place is.	I would if I knew where to do so
I don't know where to go, or how to do it. If it's easy, I'll consider it. But what's more likely is, I'll just keep it until I might	insufficient information
The stores charge the paint fee, but they don't accept the cans back.	don't where to go
I don't know how to recycle paint	nowhere to take it
Tell me where	I don't know any place that would take leftover paint.

Too Far

I am unlikely to recycle left over paint because my experience is these recycle days are not at convenient times or locations for me.	Location far away
Too much hassle and don't think there's a place near me.	To much work. I would rather use it and whatever is left I throw away not always able to go far out of my way. Best to try and use all paint in future.
Its too far away. Not convenient	Because it is super old and not that much and the hazardous waste facility is closer
Getting to the location	I don't use paint.
No place near me to do this. Otherwise, I would do it in a heartbeat.	I don't want to drive far to recycling ctr
There are no paint recycling locations near where I live.	It would be out of my way
Location	No place close to where I live does that
no facility nearby	Hazardous waste facility is closer.
the drop off times and locations are likely not convenient to my home.	I doubt that there is anyplace near where we live to recycle paint.
Recycling location is far away.	I probably won't want to take the trip to bring it or have someone come pick it up.

Too Costly

Drop off locations I know of are once a year events that you are charged for the amount. Places like Home Depot or Lowes do not have these services.	Because like anything else I've been responsible for recycling I am not only having to interact with individuals I would normally not interact with, but also charged a recycling fee.
Cost of doing so	because in my area recycling paint is not free they charge as much as \$5/can or bucket
Cost of recycling	Not worth the drive and the wait in line to recycle it. Gas is way too expensive in Washington State.

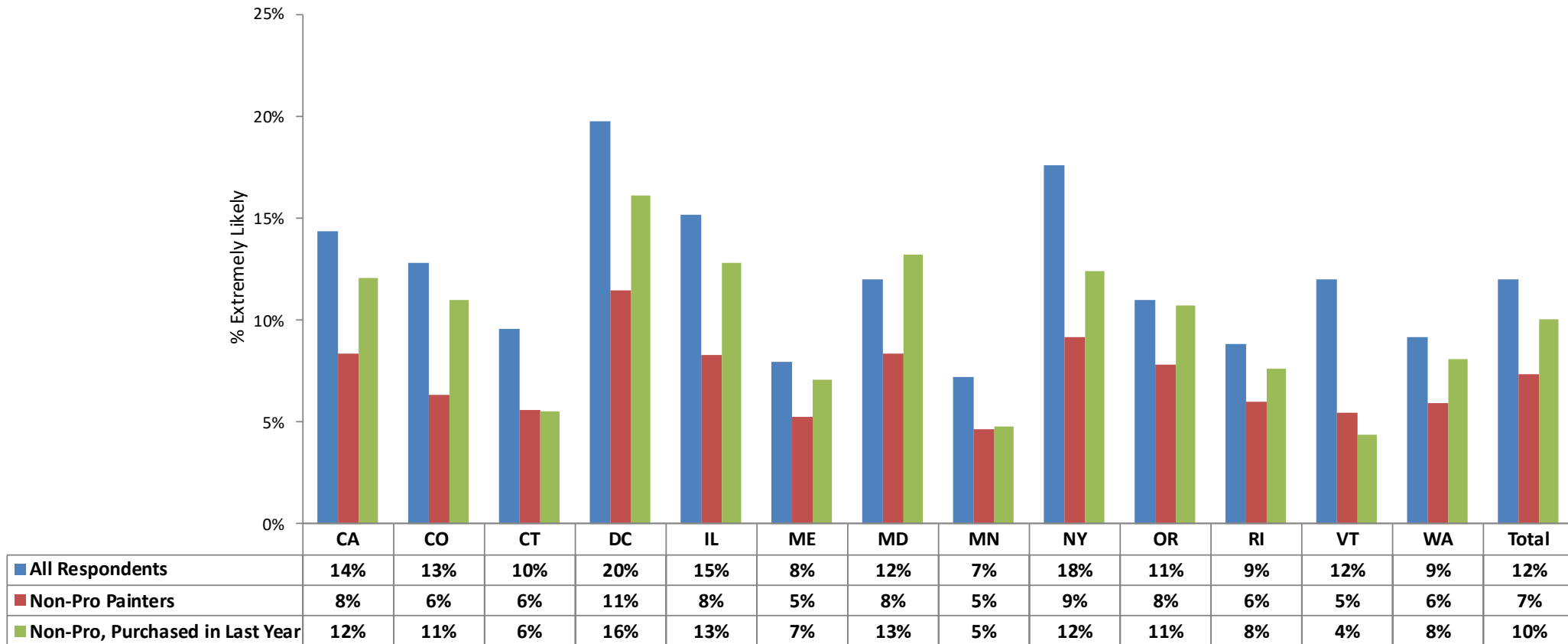


ADVERTISING AND MARKETING CONSIDERATIONS

PaintCare Awareness

- ❖ Overall, 12% of respondents said they had heard of PaintCare before.
- ❖ Awareness was much lower among end-consumers (7%) than professional painters (58%).*
- ❖ It was slightly higher among end consumers who bought paint in the last year (10%) than among all end consumers (7%)

Have you ever heard of PaintCare, the program that sets up sites that take paint for recycling?

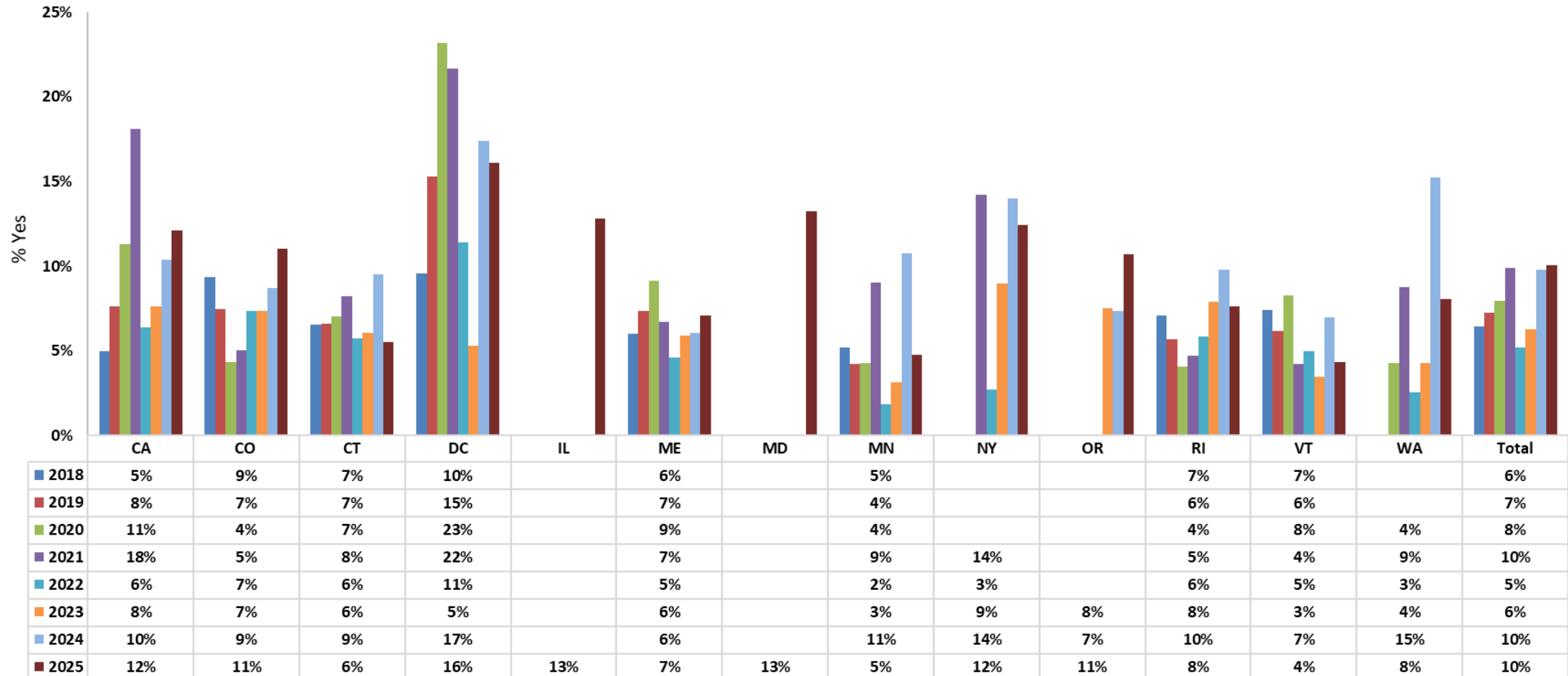


**Data is not shown for professional painters in individual states/the district due to low sample sizes.*

TREND: PaintCare Awareness, Recent End-Consumer Purchasers

- ❖ The percentage of end-consumer respondents who had heard of PaintCare was the same in 2025 as in 2024 (10%).
- ❖ Results varied by state/district. The biggest gain was in Oregon. Drops in brand awareness were seen in Minnesota and Washington.

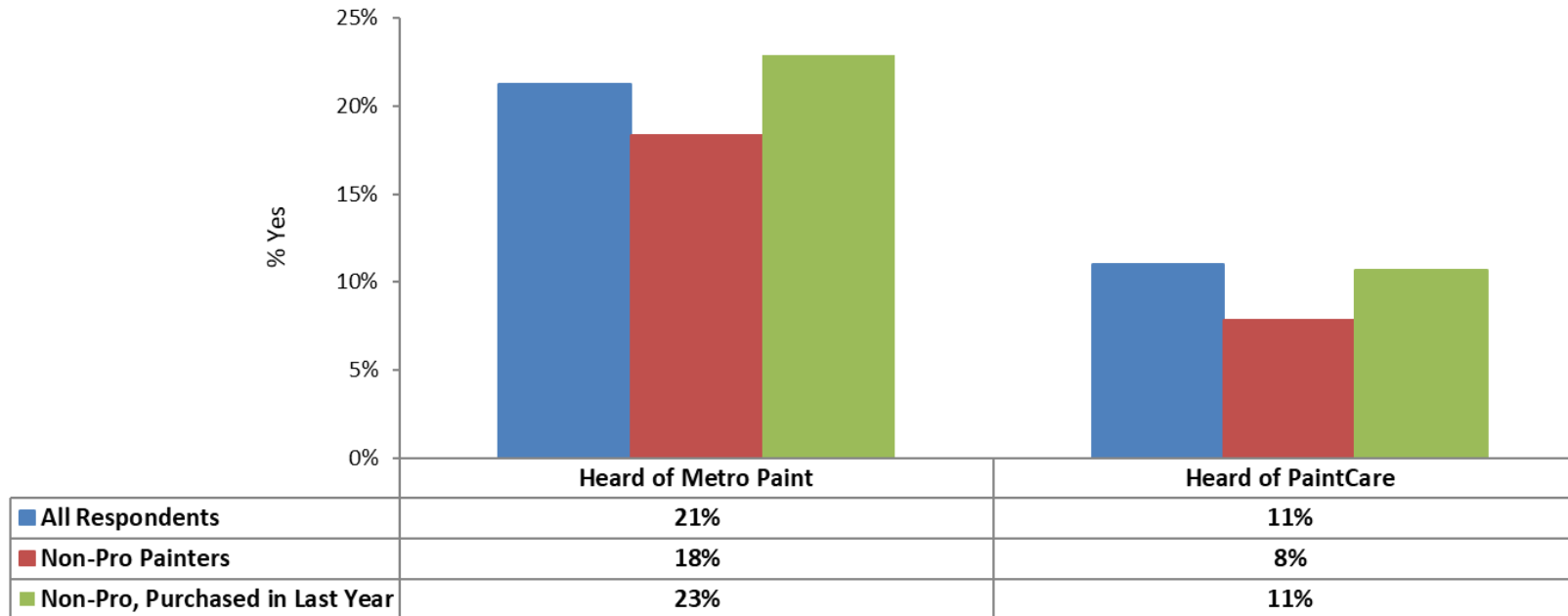
TREND: Heard of PaintCare, Non-Pros Who Purchased Paint in the Last Year



Metro Paint Awareness

- ❖ About twice as many Oregon respondents were familiar with Metro Paint (21%) than PaintCare (11%).
- ❖ This ratio also held true for all end consumers and those who purchased in the last year.

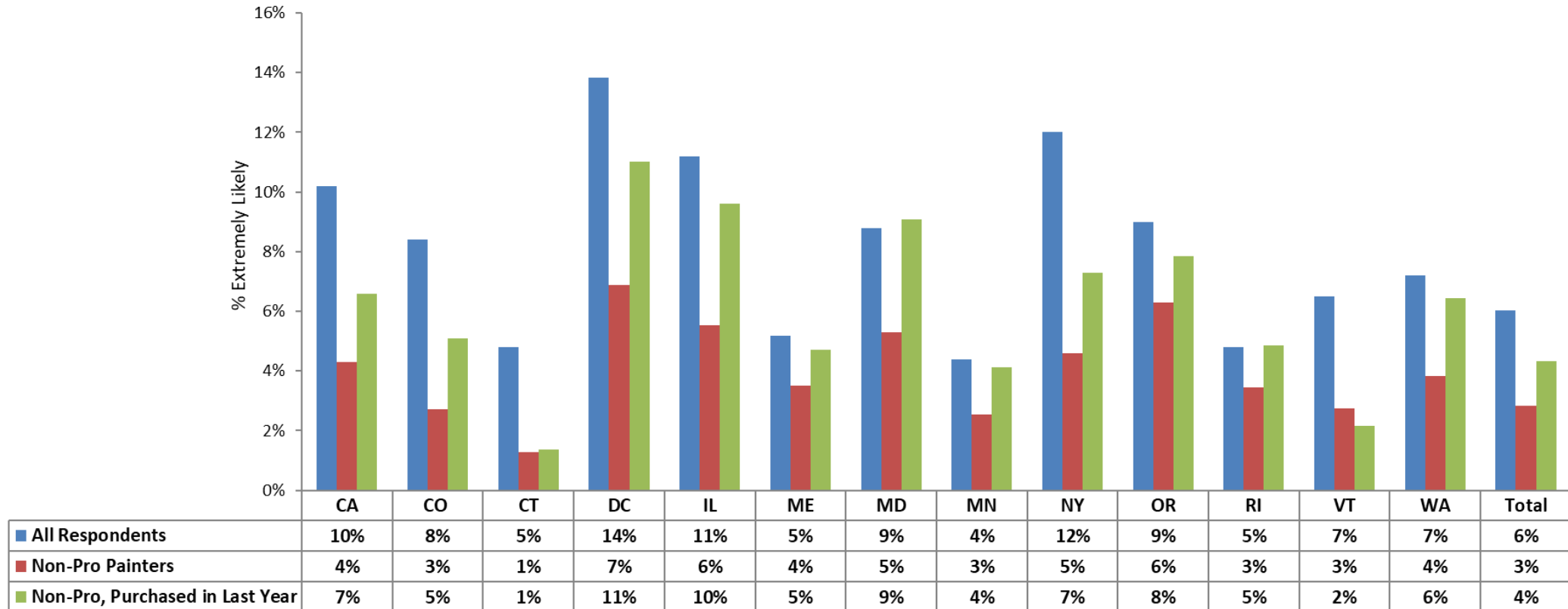
OREGON ONLY: Have you ever heard of Metro Paint, another site in Oregon that has accepted paint for recycling in the past?



Ad Recall

- ❖ 6% of respondents recalled a PaintCare ad (or Metro ad in Oregon), about the same as last year (7%).
- ❖ Non-professionals were much less likely to have encountered an ad (3%) than professional painters (44%).
- ❖ Recent purchasers were slightly more likely to have encountered an ad (4%) than all end consumers (3%).

Do you recall seeing or hearing an advertisement about paint recycling, PaintCare (OR only: and/or Metro Paint) in the last several months?



Shown as a percentage of all respondents

**Data is not shown for professional painters in individual states/the district due to low sample sizes.*

Ad Recall Types

- ❖ Overall, TV was most frequently cited by respondents who remembered ads (typical response even when TV ads not running), followed by online advertising.
- ❖ Other common ad types varied by state/district, between radio, newspaper, billboard and mail.
- ❖ *Note: sample sizes are small by state/district; as such, results should be considered anecdotally.*

What type(s) of ad(s) do you recall? Choose all that apply.

Ad Type	CA	CO	CT	DC	IL	ME	MD	MN	NY	OR	RI	VT	WA	Total
TV	63%	67%	42%	63%	71%	31%	55%	64%	70%	53%	50%	46%	33%	57%
Online Advertisement	63%	38%	58%	60%	64%	31%	68%	36%	57%	49%	33%	38%	61%	53%
Newspaper	37%	38%	58%	54%	46%	38%	50%	27%	47%	28%	17%	46%	50%	39%
Radio	29%	33%	33%	46%	25%	54%	27%	27%	40%	31%	25%	54%	28%	34%
Billboard	29%	24%	58%	37%	21%	8%	36%	18%	23%	20%	33%	38%	28%	27%
Mailer sent to my home/business	10%	14%	33%	23%	11%	23%	5%	9%	10%	13%	0%	46%	33%	15%
Unsure	2%	0%	0%	0%	0%	0%	5%	0%	0%	8%	0%	0%	11%	3%

Shown as a percentage of those who recalled an ad

Recall of Other Marketing Measures

- ❖ Among those who had heard of PaintCare, word-of-mouth communication was the most common source of information in most states. HHW centers also play a key role in most states/the district.
- ❖ Brochures, social media, signs, displays and online research were all important methods as well.
- ❖ *Note: sample sizes are small by state/district; as such, results should be considered anecdotally.*

Do you recall hearing about paint recycling, PaintCare (OR only: and/or Metro Paint) in any of the following other ways?

Communication Type	CA	CO	CT	DC	IL	ME	MD	MN	NY	OR	RI	VT	WA	Total
From a friend/relative/colleague	51%	38%	38%	38%	42%	15%	46%	44%	52%	34%	36%	21%	39%	41%
From my local hazardous waste center or transfer station	38%	34%	46%	50%	29%	15%	29%	22%	48%	27%	18%	29%	30%	35%
Sign/poster/display at a paint/hardware/lumber store	33%	28%	25%	42%	32%	50%	43%	33%	23%	19%	36%	33%	35%	34%
Facebook/social media	33%	28%	25%	32%	39%	20%	39%	17%	41%	22%	23%	21%	43%	32%
Brochure/card at a paint/hardware/lumber store	25%	16%	25%	32%	37%	35%	14%	11%	34%	18%	18%	38%	30%	27%
At one of PaintCare's one-day paint collection events	26%	6%	25%	30%	24%	15%	29%	17%	20%	8%	14%	21%	22%	22%
Mailed information	28%	16%	25%	16%	24%	10%	11%	17%	18%	9%	18%	13%	13%	19%
From my own online research (e.g. searched "how to get rid of paint")	24%	19%	8%	26%	24%	15%	25%	6%	11%	19%	5%	17%	13%	18%
None	6%	6%	8%	4%	5%	10%	0%	0%	2%	17%	18%	13%	4%	6%
Other*	1%	3%	8%	0%	0%	0%	4%	6%	0%	2%	0%	4%	4%	2%

Shown as a percentage of those who had heard of PaintCare

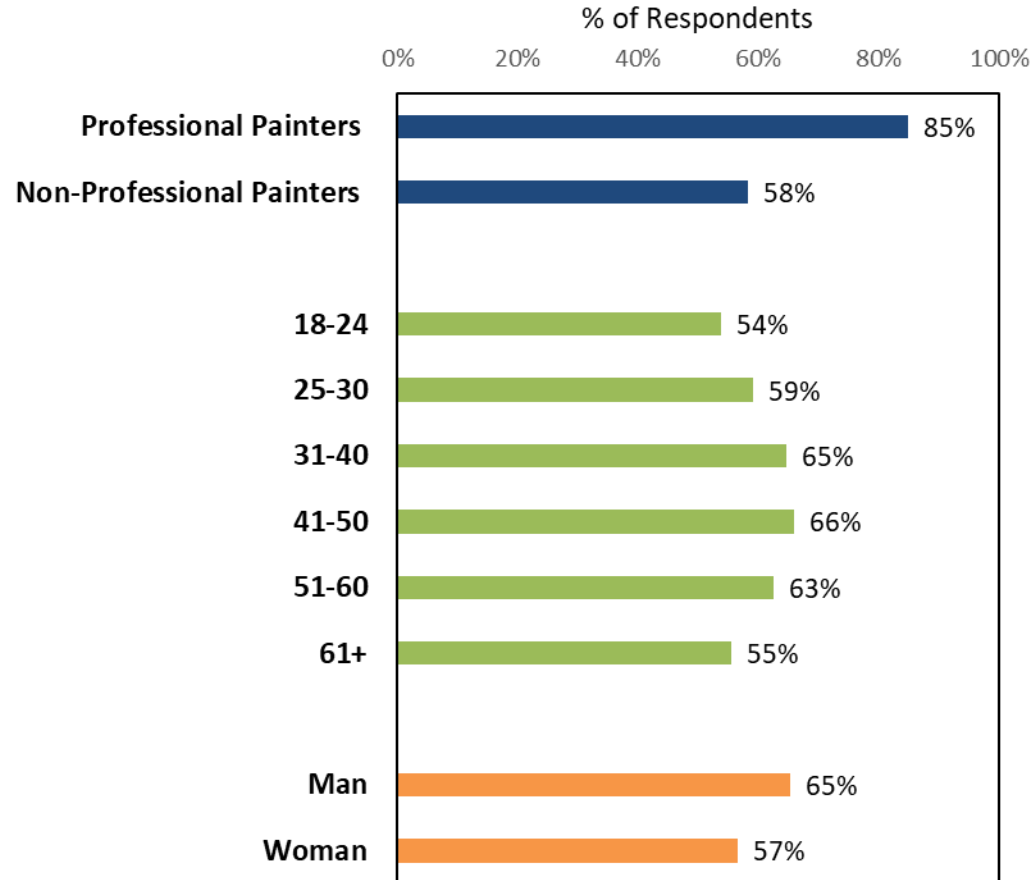
*Other: news, recycle app, BRING in Eugene



**APPENDIX 1:
IMPACT OF PROFILES ON RESULTS
(Cross-Tabs, All Respondents)**

Cross Tabulation – Paint Purchases

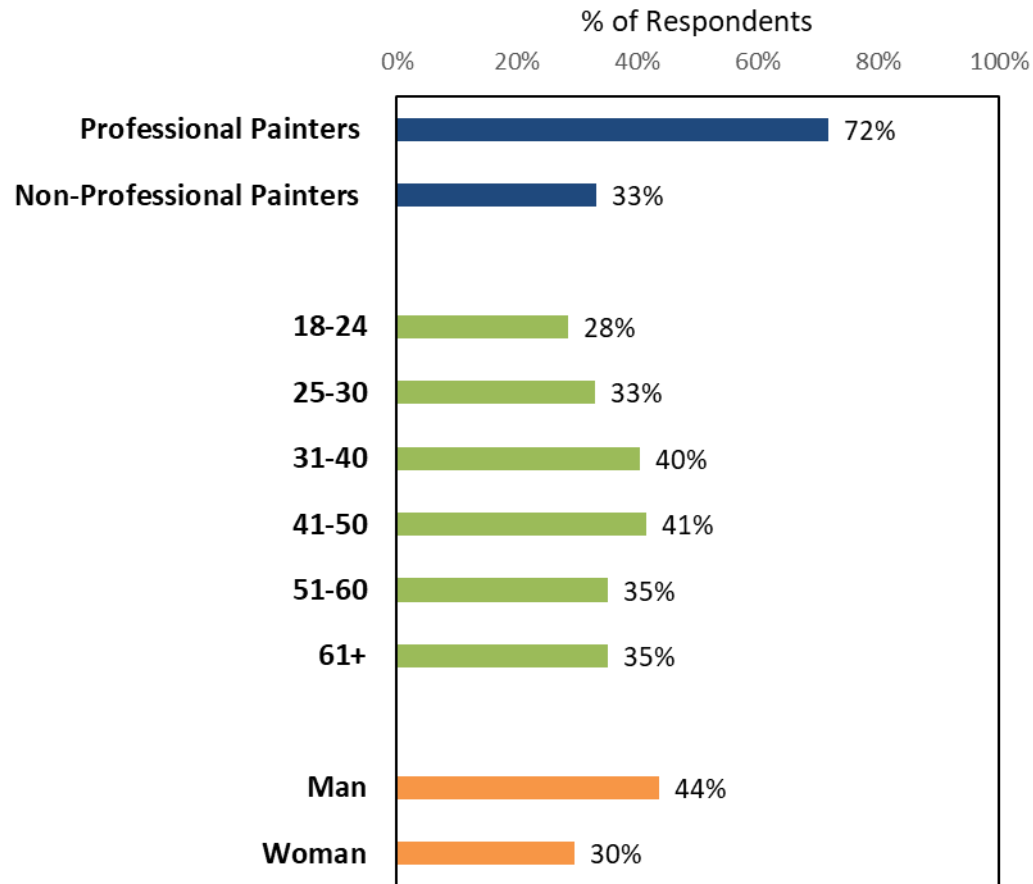
Cross-Tabulation: Purchased Paint in the Last Year



- ❖ As expected, professional painters purchased more often in the last year than non-professionals.
- ❖ Those in the 31-50 age range bought paint most often.
- ❖ Men purchased at a slightly higher rate than women.

Cross Tabulation – Recycling Knowledge

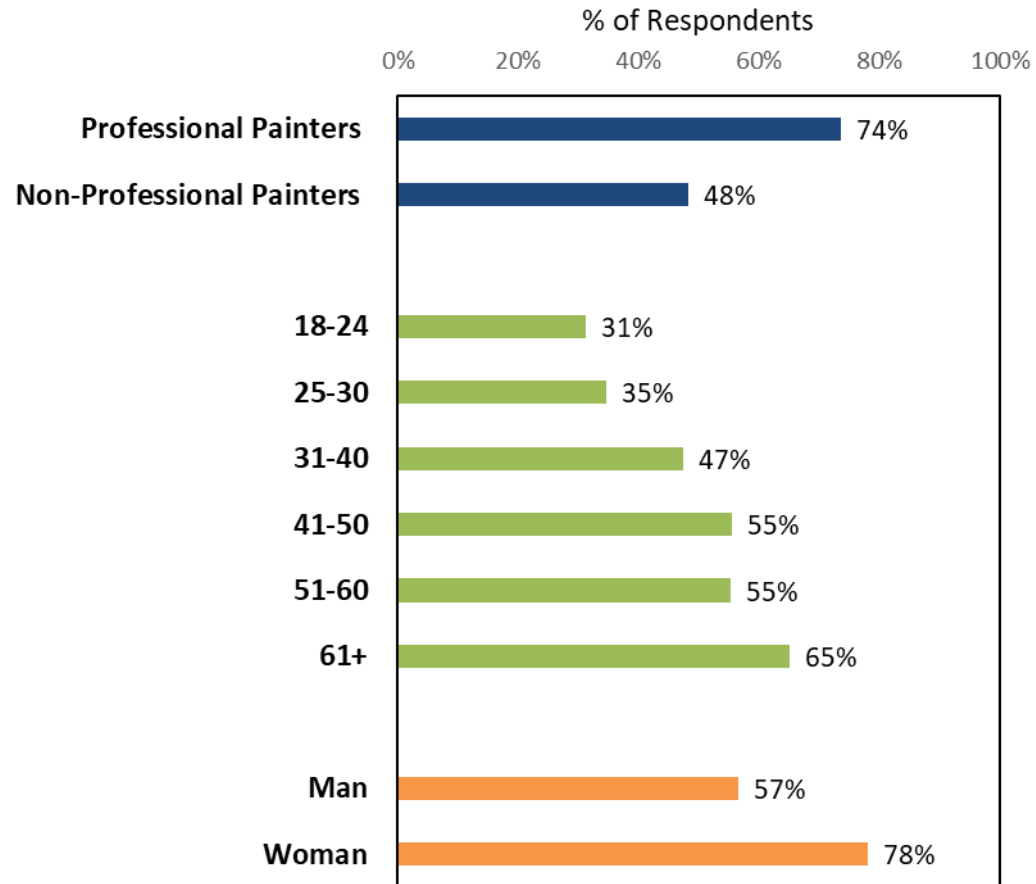
Cross-Tabulation: Paint Recycling Knowledge



- ❖ Professional painters were more than twice as likely to know that paint can be recycled.
- ❖ Recycling knowledge was highest among 31 to 50 year-olds.
- ❖ Men were significantly more likely to know that paint can be recycled than women, as was the case in prior years.

Cross Tabulation – Disposal Opportunities

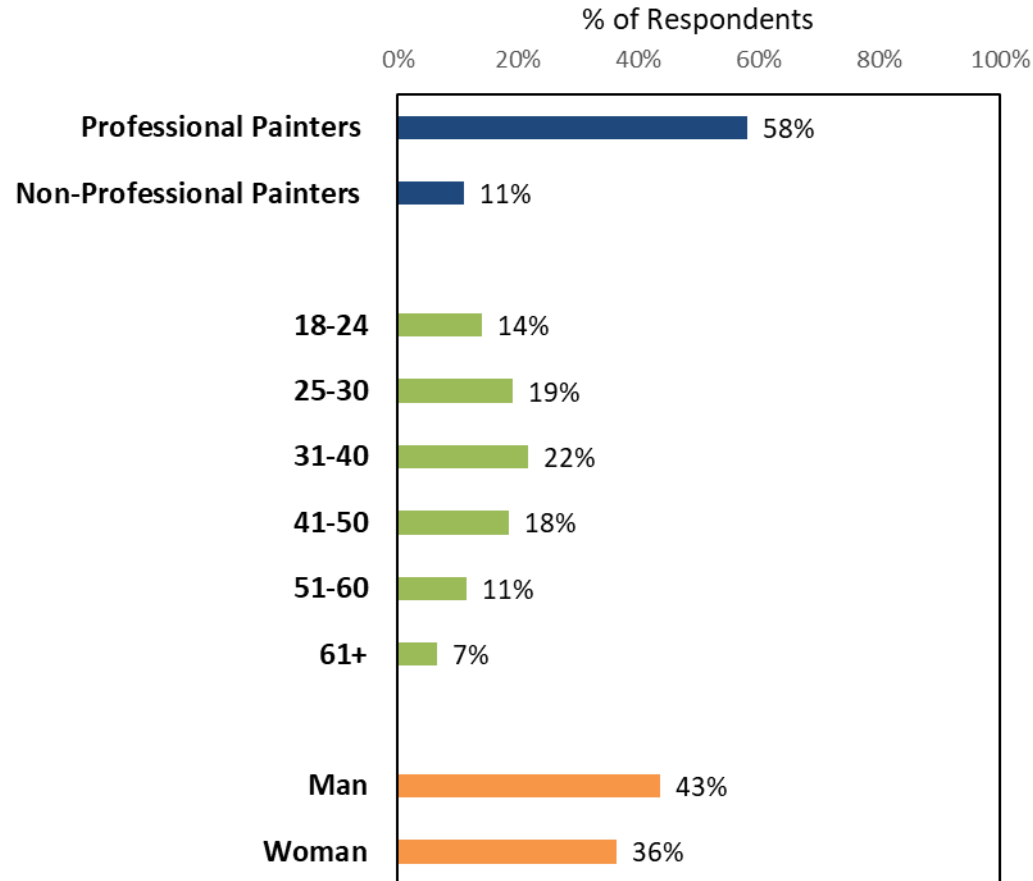
Cross-Tabulation: Disposal Opportunity Knowledge



- ❖ Professional painters were more aware of drop-off opportunities than non-professionals.
- ❖ Knowledge of paint drop-off opportunities increases with age.
- ❖ Women were more knowledgeable about disposal opportunities.

Cross Tabulation – Pick-up Service

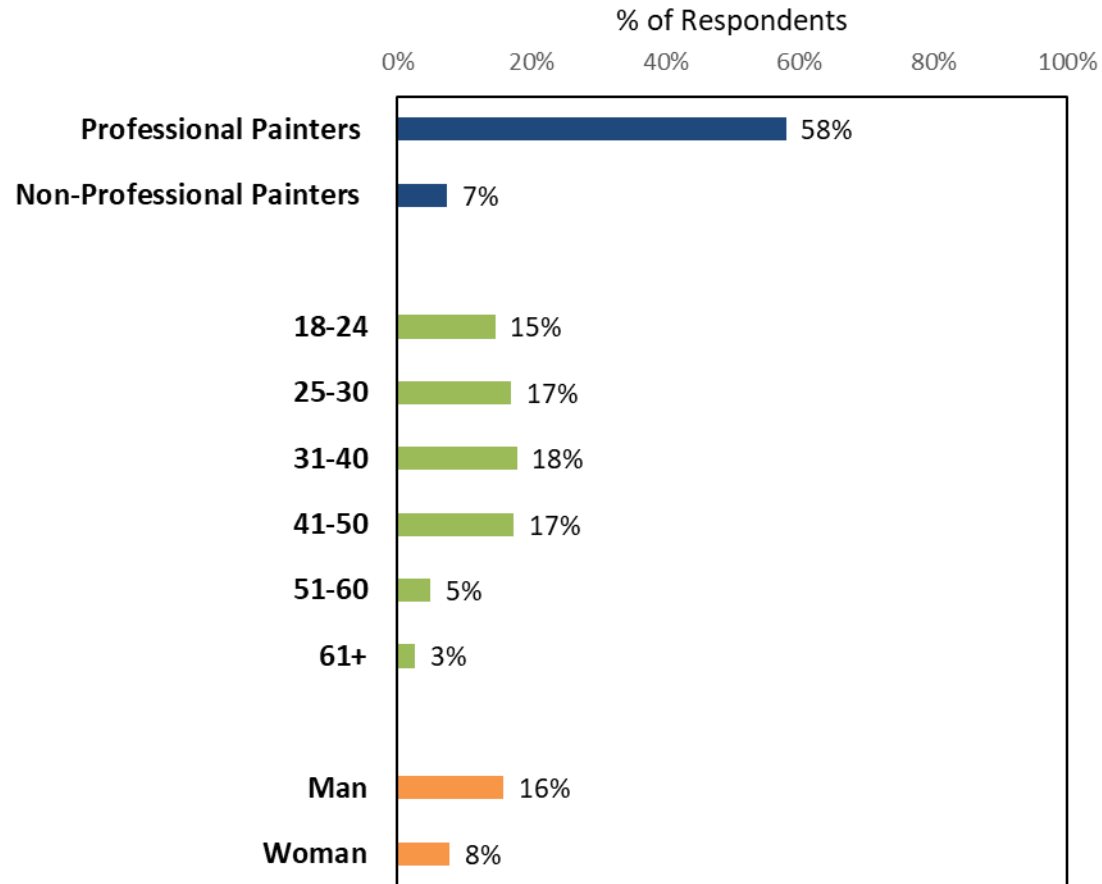
Cross-Tabulation: 100 Gallon Pick-up Knowledge



- ❖ As expected, professional painters were much more familiar with pick-up services than non-professionals (i.e., they are more likely to have 100+ gallons of paint on hand).
- ❖ Knowledge about free on-site pickup services was highest among 31 to 40 year-olds.
- ❖ More men were aware than women.

Cross Tabulation – PaintCare Familiarity

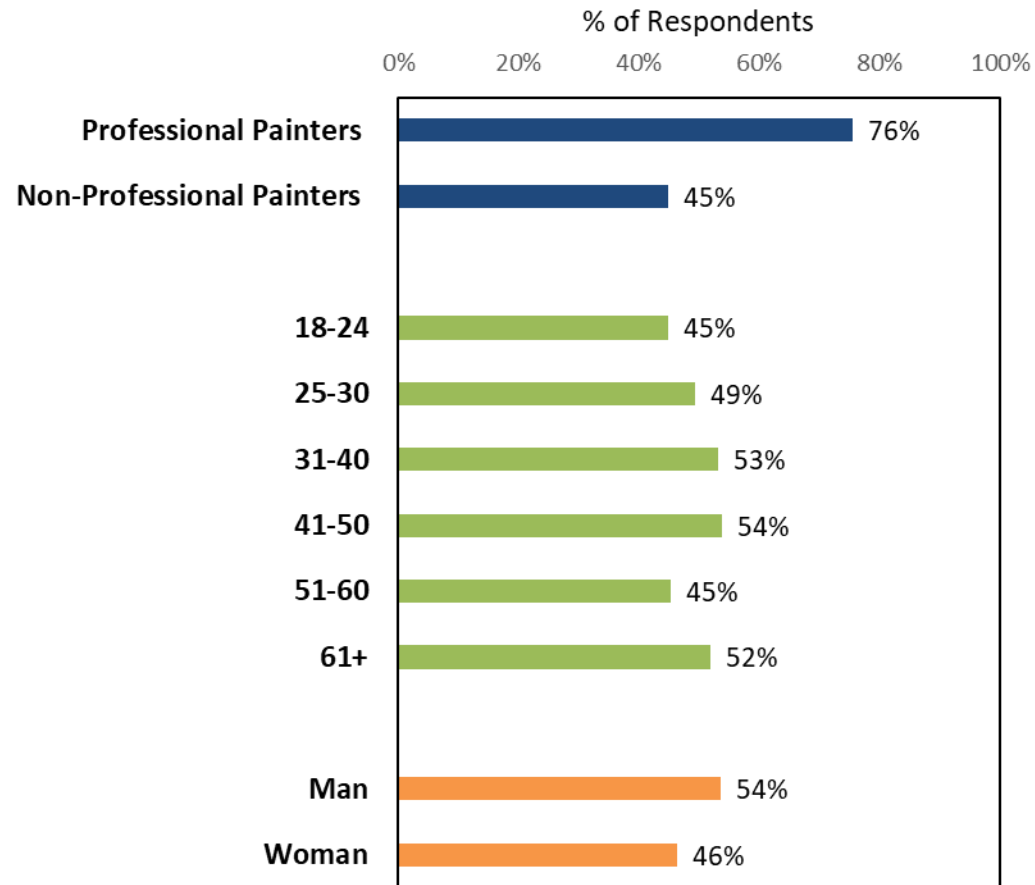
Cross-Tabulation: Heard of PaintCare



- ❖ Professional painters were much more aware of PaintCare than non-professionals.
- ❖ Awareness of PaintCare generally decreases after 50.
- ❖ More men had heard of PaintCare than women.

Cross Tabulation – Past Paint Recycling Behaviors

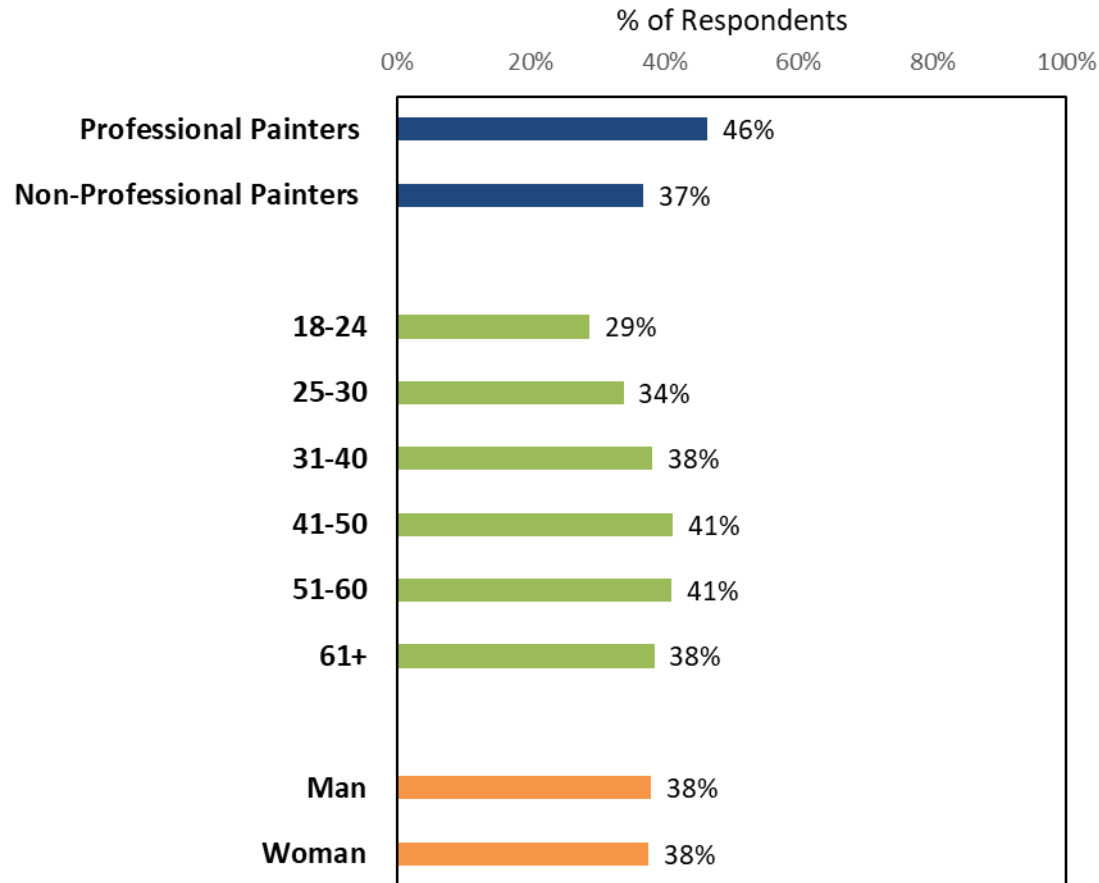
Cross-Tabulation: Recycled Paint in Past



- ❖ Professional painters were much more likely to have recycled in the past than non-professionals.
- ❖ Recycling experience is not predictable based on age.
- ❖ Slightly more men had recycled paint than women.

Cross Tabulation – Future Paint Recycling Intentions

Cross-Tabulation: "Extremely Likely" to Recycle Paint in the Future



- ❖ Professional painters were more likely to recycle in the future than non-professionals.
- ❖ Intentions to recycle paint generally increase with age.
- ❖ Intentions were the same among men and women.



**APPENDIX 2:
STATE/DISTRICT RESULTS
(UNDER SEPARATE FILE)**

Appendix E



Drop Off Site Guidelines

This document contains detailed information on PaintCare’s program guidelines and operations procedures. In combination with the state-specific guidelines, it is designed to be used by new staff for self-training and for site refresher training without PaintCare staff.

Note: The supplemental training slides included in the training binder summarize only the most important information from these Drop-Off Site Guidelines. The slides are used during training by PaintCare staff and can also be used to supplement refresher training.

Adherence to these guidelines is critical for drop-off sites participating in the program. Exceptions to these guidelines can be made only with PaintCare’s express written permission. If your site is unable to comply with any of these guidelines, please contact your PaintCare representative so that we may try to find a solution that works for your site but still achieves compliance with applicable legal and operational requirements for the program.

Contents

Section 1. Training and Safety	2
Section 2. General Guidelines	3
Section 3. Collection Bins and Storage Area	4
Section 4. Identifying and Accepting PaintCare Products	6
Section 5. Participant Paint Volume	11
Section 6. Working with Transporters	12
Section 7. Spill Response	13
Section 8. Inspections and Records	14
Section 9. Direct Reuse	15

Section 1. Training and Safety

Training

For the safety of the program and your staff, all employees handling PaintCare products must receive training in product identification, acceptance, handling, packaging, inspection, and emergency response procedures before collecting PaintCare products or engaging in any PaintCare program activities.

Training helps ensure that employees:

- Conduct PaintCare products collection activities in a safe manner that protects workers and the environment
- Are equipped for and understand hazards associated with PaintCare products

Training plans and records should be maintained for each employee. Record staff training using the log included in the training binder.

Safety

Store personal protective equipment (PPE) and spill response equipment in an accessible location adjacent to the collection bins. Ensure those materials are protected from impacts of weather.

The drop-off site must be equipped with appropriate emergency response equipment including a fire extinguisher, spill kit, and PPE. Monthly inspections of equipment are recommended.

PaintCare products collection activities need to follow general safety practices including proper lifting techniques.

Post emergency procedures and emergency contact numbers including police, fire department, and emergency services by a phone and in close proximity to the collection bins, if possible.

If applicable, develop and maintain an emergency action plan as required by OSHA.

If required by federal, state, or local law, familiarize police, fire departments, and emergency response teams with the layout of your facility, properties of PaintCare products handled at your facility, and evacuation routes.

Section 2. General Guidelines

PaintCare Provides Your Site:

- Training binder with recordkeeping logs/forms
- Signage identifying your site as a PaintCare drop-off site
- Printed educational materials for the public

PaintCare's Transporter Provides Your Site:

- Paint collection bins and liners for cardboard/single-use collection bins
- Labels and/or markings for paint collection bins
- Spill kits (excluding HHW programs)

General Guidelines for Drop-Off Sites

Each PaintCare drop-off site has unique logistical and operational considerations. Each drop-off site must make its own decisions and use its best judgment to operate in the safest manner possible in accordance with applicable law. To ensure the highest standards of safety for you and your staff, drop-off sites must:

- Have appropriate signage that informs the public of the hours of operation
- Accept PaintCare products from participants during your regular advertised or posted operating hours
- Display PaintCare signage to identify you as a drop-off site; signage should be posted in a highly visible area, at the entrance of your site
- Assist and supervise participants when they visit to drop off PaintCare products. Site staff should greet participants and must verify eligibility of the participant and their leftover paint products as PaintCare products
- **IMPORTANT:** Never allow a participant to open a PaintCare product container
- Have adequate space, staffing, and training to collect and store PaintCare products
- Provide a secure space for empty and full collection bins
- Place all PaintCare products immediately in collection bins approved for use by PaintCare and its transporters
- Pack only PaintCare products into collection bins
- Schedule shipments of PaintCare products from your drop-off site
- Maintain all records relating to the program
- Train staff to be familiar with the requirements and practices of this guide

Section 3. Collection Bins and Storage Area

Storage Area and Collection Bin Placement

Establish a dedicated storage area for collection bins and PaintCare products.

Place collection bins on an impermeable surface (i.e., paved asphalt, concrete, or other surface) at all times.

Place collection bins away from ignition sources, storm drains, and floor drains.

Ensure there is adequate ventilation if bins are stored indoors.

If stored outdoors, protect collection bins from the elements (e.g., precipitation, temperature extremes, rain, and snow). Keep collection bins under cover to prevent exposure to precipitation to protect against temperature extremes. If you store collection bins outdoors, you may need approval from your local fire or hazardous materials oversight agency.

Comply with any local fire codes or other regulations that might pertain to your storage of collection bins at your site.

Maintain enough space around collection bins to inspect for leakage and emergency access.

Use good housekeeping standards; keep paint storage areas clean and orderly.

Setting Up, Packing and Maintaining Collection Bins

Collection bins must be set up, used, and closed according to the manufacturer's instructions. PaintCare's transporters should set up the collection bins that they provide, unless otherwise requested by the drop-off site staff.

Ensure liners are inserted in cardboard collection bins. The liners provide secondary containment to contain liquids in the event a can leaks while in storage or transit. Reusable plastic bins that are leak-proof by design do not need liners.

Collection bins must be structurally sound. If you see any evidence of damage to bins (or liners) that may cause a leak or spill, notify PaintCare immediately.

Mark the collection bin with the date the first PaintCare product is placed in it.

Place PaintCare products in bins immediately upon receipt. Keep collection bins closed except when adding PaintCare products.

Pack 5-gallon buckets on the bottom layer of the collection bins for stability.

Pack all PaintCare products (cans, buckets) upright and as tight as possible in the collection bins to protect contents from shifting and leaking in transit.

Do not open containers to verify product.

Do not overfill collection bins; allow enough space for a lid to fit securely.

Do not take PaintCare product out of the bin.

Security

Never allow "self-serve," public access to the collection bins.

The collection bin storage area must be secured and locked when not attended.

Only drop-off site staff should have access to the collection bins and storage area until the collection bins are ready for pick-up by PaintCare's transporter.

Section 4. Identifying and Accepting PaintCare Products

What are PaintCare Products

PaintCare drop-off sites should accept only PaintCare products (architectural paint products) for management under the PaintCare program. Only those PaintCare products accepted from individuals residing in the state and businesses/organizations located in the state can be managed under the PaintCare program.

Listed below are the primary examples of architectural paint products accepted by the PaintCare program and paint or paint-related products not accepted by the PaintCare program.

Generally, PaintCare products include latex and oil-based house paint, stains, and clear coatings (varnish, shellac, etc.). The program excludes anything that is:

- In an aerosol spray can
- Intended and labeled “for industrial use only”
- Mostly used in the manufacture of equipment
- On the list of specifically excluded products for some other reason

PaintCare products are classified as either latex (water-based) or oil-based (alkyd) and the classification is important in order to decide how the product should be handled and processed. Knowing how to tell the difference between latex- and oil-based products is also important in determining which types of businesses/organizations can use the PaintCare program (if your site accepts paint from this audience).

PaintCare Products and Non-PaintCare Products

Acceptable products (PaintCare products)

- Interior and exterior paints: latex, acrylic, water-based, alkyd, oil-based, enamel (including textured coatings)
- Deck coatings and floor paints (including elastomeric)
- Primers, sealers, undercoaters
- Stains
- Shellacs, lacquers, varnishes, urethanes (single component)
- Waterproofing concrete/masonry/wood sealers and repellents (not tar or bitumen-based)
- Metal coatings, rust preventatives
- Field and lawn paints

Unacceptable products (Non-PaintCare products)

- Paint thinner, mineral spirits, solvents
- Aerosol coatings
- Auto and marine paints
- Art and craft paints
- Caulking compounds, epoxies, glues, adhesives
- Paint additives, colorants, tints, resins
- Wood preservatives (containing pesticides)
- Roof patch and repair
- Asphalt, tar, and bitumen-based products
- 2-component coatings
- Deck cleaners
- Traffic and road marking paints
- Industrial Maintenance (IM) coatings
- Original Equipment Manufacturer (OEM) (shop application) paints and finishes

For more information, please see www.paintcare.org/products

If non-PaintCare products end up in a drop-off site's bin, such products will not be returned to the drop-off site and will be managed by PaintCare's transporter. Transporters identify non-PaintCare products and report all instances to PaintCare. PaintCare staff will notify the site of any contamination in the bins. If the problem persists, additional training may be provided.

Acceptable Containers vs. Unacceptable Containers

Before accepting products from participants for management under the PaintCare program, drop-off site staff must (1) check the condition of the container for acceptance in the program, and (2) check the product label to verify that it contains a PaintCare product.

Acceptable

- The PaintCare product must be in its original container
- The container is labeled as containing one of the designated PaintCare products listed above
- The container must be in good condition and not leaking
- The container must be 5 gallons in size or smaller
- The container contains dry latex paint

Not Acceptable

- The container is not original (e.g., paint was transferred into a jar)
- The container does not have an original label
- The container is leaking or has no lid
- The container is larger than 5 gallons
- The container is empty

However, drop-off sites permitted to accept household hazardous waste may accept unlabeled and leaking containers by following the procedures described below.

Unlabeled and Leaking Containers

A drop-off site permitted to accept household hazardous waste may, at its discretion, choose to accept unlabeled and/or leaking containers if it follows the protocols below and otherwise complies with all applicable laws:

Unlabeled Containers

A drop-off site may accept containers that do not have an original label if a staff person appropriately trained in identifying unknown wastes (1) identifies the material in the container as a PaintCare product, and (2) applies a label identifying the contents to the container before placing it in a collection bin.

Leaking Containers

A drop-off site may accept a leaking container or a container with no lid if an appropriately trained drop-off site staff person (1) verifies that the container contains a PaintCare product, (2) places the contents of the leaking/open container into an appropriate substitute container (which can include bulking such PaintCare products into 55-gallon drums), and (3) applies an appropriate label to the substitute container.

Refusing an Unacceptable Product or Container

Do not accept non-PaintCare products from any participant unless they are received as part of normal site operations and are not placed in PaintCare collection bins.

When refusing a material at a drop-off site, drop-off site staff must explain why the material cannot be accepted (e.g., material is not a PaintCare product, cannot accept material from non-exempt generator, etc.). If a participant tries to drop off products that your location cannot manage, refer the participant to an appropriate alternative resource, such as their local household hazardous waste disposal program, garbage transporter, environmental health agency, or public works department. Local contact information is provided at the front of the training binder.

Paint Volume Acceptance Rules

The program accepts PaintCare products from households and businesses/organizations.

Households. Households may drop off any volume of PaintCare product, subject to the volume limit set by the site.

Businesses/Organizations. Non-households may also drop off any volume of latex PaintCare product, subject to the volume limit set by the site. Non-households may only drop off oil-based PaintCare products if they comply with federal and state hazardous waste generator rules. Please refer to the PaintCare Business Limits webpage located at: <https://www.paintcare.org/business-limits/> for specific information on exempt generator rule requirements. Painting contractors and commercial property owners typically meet these criteria.

Each business or organization is responsible for determining its own generator status under applicable law.

When a business/organization has oil-based PaintCare products to drop off at your site, it must sign the Paint Drop-Off Log or form included in the training binder to verify that it qualifies to use the program for oil-based paint. If a business/organization has only latex paint, it does not need to sign the log/form.

Once a business/organization signs the Paint Drop-Off Log or form, you may accept oil-based paint from that business/organization. (HHW sites and other waste collection programs may need a permit and/or to meet additional legal requirements in order to collect oil-based paint from businesses.) To help ensure legal compliance, unless you're specifically permitted to accept more, you should not accept more than 25 gallons of oil-based paint per calendar month from a qualifying business. Paint Drop-Off Log or forms may be reviewed by PaintCare or government agencies and compared with a list of registered hazardous waste generators to verify that only qualified businesses/organizations are using the program for their oil-based paint.

Transporter/Recycler Drop-Off Sites

Maintaining Paint Drop-Off Logs for All Participants

Drop-off sites operated by a PaintCare-contracted transporter and/or recycler must keep and maintain separate drop-off logs to record both latex and oil-based paint volumes from both businesses/organizations and households. While PaintCare offers template logs, an alternative may be used if approved by PaintCare.

Section 5. Participant Paint Volume

How Much Paint to Accept from Participants

While the PaintCare program intends to collect as many PaintCare products as possible, we recognize that your drop-off site may have storage limitations. PaintCare drop-off sites, in agreement with PaintCare, may limit the amount of PaintCare products they accept per participant, however, drop-off sites must accept up to 5 gallons at a minimum per participant.

What if Bins are Full?

If your collection bins are completely full, inform the participant that you are temporarily unable to accept PaintCare products and redirect them to the nearest alternative PaintCare drop-off site. Refer them to the site locator at www.paintcare.org or the **PaintCare hotline at 855-724-6809**, or ask them to come back at a later date. Contact the PaintCare transporter immediately to have collection bins picked up and replaced.

If a participant has a significant amount of PaintCare products that your location cannot manage, ask the participant to contact PaintCare directly for additional assistance. PaintCare may direct the participant to another drop-off site or offer our Large Volume Pickup service.

Large Volume Pickup (LVP) Service

PaintCare offers a free pick-up service to painting contractors, property managers, households, and others with a large quantity of leftover PaintCare products. Typically, a minimum of 100 gallons (by container size) is required to qualify for the LVP service.

To refer a participant to the LVP service:

- Provide the participant a LVP fact sheet
- Ask the participant to request a pick-up using the online LVP form
- The LVP fact sheet and online form are available at www.paintcare.org (select the “Request a Pickup” button on the homepage)
- For additional questions, refer the participant to PaintCare for assistance

Section 6. Working with Transporters

PaintCare contracts with transporters for the delivery of supplies, delivery of empty collection bins, and pick-up of full collection bins.

Scheduling the Transporter to Pick Up Collection Bins

When you anticipate your collection bins will be full within your site's pick-up timeframe (generally 5 business days in urban areas, 10 business days in rural areas), call your transporter to schedule a pickup, or use their online order system if they have one. The name and contact information of your transporter is provided at the front of the training binder.

When establishing an appointment for pick-up, please indicate:

- Your site is a PaintCare drop-off site
- Name of drop-off site and address
- Your name
- Your phone number
- Number of full collection bins to be picked up
- Number of empty collection bins needed for replacement

Preparing Collection Bins for Pickup

On the scheduled pickup day, collection bins and the loading area must be readily accessible to the transporter for quick and efficient loading. Complete the following steps:

- Identify which bins are full and ready for pickup
- Make sure the path between your bins and the transporter's vehicle is clear and at least 4 feet wide to accommodate movement of bins
- Sign and keep copies of any shipping documents for your records

The transporter is responsible for labeling, loading/off-loading collection bins, and preparing shipping documents.

Section 7. Spill Response

Spills

The information in this section will assist with spills from damaged or leaking program containers. It is important that all drop-off site staff understand corrective actions to minimize exposure to people and the environment.

Reporting

Report spills as required by law, summarized in the state-specific guidelines. Contact PaintCare within 24 hours of making such a report.

Spill Response Procedures

Always follow all applicable spill response procedures set forth in your operating permit or as otherwise required by applicable law.

If a spill is small enough to be managed by drop-off site staff, follow these steps:

- Isolate the area and restrict access to the spill
- Ensure personal safety, put on protective gear (glasses and gloves) provided in the spill kit
- Stop the movement of paint by placing the leaking container upright or in a position where the least amount will spill, and place leaking container in plastic bags provided in spill kit, or into the spill kit container
- Contain the spill by placing absorbent pads or granular absorbent around and on the spill – if outdoors, place barriers around storm drains to prevent a release to the environment
- Collect the contaminated absorbent and place it in plastic bag(s) or spill kit container, along with the leaking container and contaminated PPE, seal the bag(s), label it and place in the collection bin
- Remove any clothing that may be contaminated, wash thoroughly to remove spilled material from your hands or body
- Document the date, location, and amount and type of material spilled
- Replace any used spill control supplies as soon as possible

Section 8. Inspections and Records

Inspections and Record Keeping

Drop-off site staff are responsible for regularly inspecting collection bins and spill kits to ensure that such materials are in proper working order and include any necessary labeling. Please report any damaged bins or other problems to PaintCare immediately so PaintCare may arrange for prompt replacement or repair.

Maintain the following records for a minimum of 3 years:

- Internal and external inspection records (if applicable)
- Paint Drop-Off Log or forms (copy provided in the training binder)
- Paint Waivers (copy provided in the training binder; only for sites that do reuse)
- Employee training logs (copy provided in the training binder)
- Shipping documents and/or other documentation required by applicable law for outgoing shipments of PaintCare products

Section 9. Direct Reuse

Direct reuse is an additional service permitted for certain site types, e.g., HHW programs, material reuse stores, and solid waste management facilities. PaintCare may compensate sites for this service. Please see the terms of your PaintCare agreement or contact PaintCare if you need assistance determining if direct reuse is an authorized additional service at your site.

Requirements for Direct Reuse

PaintCare encourages reuse of leftover paint through direct reuse. Reuse sites return good quality unused paint to the local community at low or no cost.

Products offered for reuse to the public must be in their original container, have an original label, and be in good physical and aesthetic condition. Contents must be liquid and relatively new. The container must be closed securely before placing it in the reuse storage area. Containers must never be opened by customers at the drop-off site. Reuse products must be displayed by drop-off site in an area separate from the PaintCare collection bins.

An individual customer may not take more than twenty-five (25) gallons of reuse product per day. If you have a customer that would like to take more paint, let your PaintCare contact know in advance.

Paint Waiver

Customers taking reuse paint from a drop-off site must sign the Paint Waiver included in the training binder (or an approved equivalent thereof). The waiver explains that the material is taken “as-is” with no guarantee of quality or contents and the customer accepts the risks and liability for the materials.

The customer must read the waiver, fill in the date and name fields, and sign their name. Site staff must verify what has been taken by the customer, record on the log the gallons of latex and gallons of oil-based products taken, and add their initials.

When a paint waiver is full or when a site wants to invoice PaintCare, the latex and oil-based columns should be totaled at the bottom of the form. PaintCare does not require the submission of the waiver to PaintCare, but they must be kept by the site for at least three years and made available for review by PaintCare staff upon request.

Drop-off sites may use their own version of the waiver, but it must be approved by PaintCare in advance.

Invoicing Procedures

Drop-off sites should invoice for reuse on a monthly basis by filling out and submitting the Invoice for Direct Reuse at paintcare.org/invoices. This is an online form and is submitted directly on PaintCare’s website. If you’re unable to submit an online form, contact your PaintCare contact.

Appendix F



- 1 Ace Hardware Paint Division
- 2 Acrylic Technologies Inc.
- 3 Advanced Protective Products, Inc.
- 4 Amazon Environmental Inc.
- 5 Amazon Paint
- 6 Ames Research Laboratories, Inc.
- 7 Amrize
- 8 Armstrong-Clark Company
- 9 Backdrop Inc
- 10 Basic Coatings
- 11 Behr Process LLC
- 12 Benjamin Moore & Co.
- 13 Betco Corporation LTD
- 14 Bond Distributing, Ltd.
- 15 Brouns & Co LLC
- 16 C&M Coatings
- 17 California Products Corp.
- 18 CamCoat Inc.
- 19 CBD Group
- 20 Clare Paint, LLC
- 21 Clinical Paints
- 22 Cloverdale Paint
- 23 Coatings Alliance, LLC
- 24 Color Baggage LLC
- 25 Colorama Paints & Supply Inc.
- 26 Conklin Company, Inc.
- 27 Country Chic Paint Ltd.
- 28 CRC Industries, Inc.
- 29 Creative Oxygen Labs
- 30 Custom Building Products, Inc.
- 31 Custom Paint Product Group
- 32 Cutek USA
- 33 Daly's Wood Finishes
- 34 Decotime, Inc.
- 35 Dunn-Edwards Corporation
- 36 Eco Advancements, Inc.
- 37 Eco-Steps Coatings
- 38 ECOS Paints



- 39 Farrow & Ball Ltd
- 40 Farwest Paint Mfg. Company
- 41 Faux Effects International, Inc.
- 42 Fine Paints Of Europe
- 43 Forrest Paint Co
- 44 Gardner-Gibson
- 45 GDB International, Inc.
- 46 Gemini Coatings, Inc.
- 47 Gemini Industries, Inc.
- 48 General Finishes
- 49 Golden Artist Colors, Inc.
- 50 GPS Paints LLC
- 51 GreenSheen Eco-Friendly Paint
- 52 H. Behlen & Bro.
- 53 Hamilton Drywall Products
- 54 Hamilton Materials Northwest LLC
- 55 Harrison Paints & Coatings, LLC
- 56 Heartwood Corp
- 57 Heirloom Traditions Paint
- 58 HempShield Products LLC
- 59 Henry Company LLC
- 60 Heron Paint
- 61 Hirshfield's Paint Manufacturing Inc.
- 62 ICP Construction
- 63 Imperial Paints LLC
- 64 James Alexander Specialty Paints LLC
- 65 Lakestone Enterprises Inc.
- 66 Lanco & Harris Corporation
- 67 Laticrete International, Inc.
- 68 Lauzon Distinctive Hardwood Flooring
- 69 Liquid Rubber
- 70 Lowe's Home Centers, LLC
- 71 Lullaby Paints
- 72 Martin Studios LLC
- 73 Masterchem Industries LLC (Behr)
- 74 Messmer's Inc.
- 75 Metro Paint
- 76 Mia Colore
- 77 Miller Paint Company Inc



- 78 NCH Corporation
- 79 NewLook International
- 80 Old Masters
- 81 One Time
- 82 Osmo USA
- 83 Penofin
- 84 Performance Coatings, Inc.
- 85 Perma-Chink Systems, Inc.
- 86 Premier Finishes Inc.
- 87 Preserva Products, Ltd
- 88 Pure and Original
- 89 Quikrete
- 90 Recolor Paints, LLC
- 91 Richard's Paint Manufacturing Co Inc.
- 92 Rodda Paint Company
- 93 Roman Decorating Products, LLC
- 94 RPM Industrial Coatings Group, Inc.
- 95 Rubio Monocoat USA, LLC
- 96 Rust-Oleum Corporation
- 97 Sage Restoration Inc.
- 98 Sansin America Inc.
- 99 Sashco, Inc
- 100 SaverSystems, Inc.
- 101 SeaLR, Inc.
- 102 Sika Corporation
- 103 Sto Corp.
- 104 Structures Wood Care, Inc.
- 105 Sun Frog Products, Inc.
- 106 Sunnyside Corporation
- 107 Sutherland Welles Ltd.
- 108 Sydney Harbour Paint Company
- 109 Tex-Cote LLC
- 110 The Little Greene Paint Company
- 111 The Pittsburgh Paints Co.
- 112 The Sherwin-Williams Company
- 113 Timber Pro Coatings
- 114 TV Paints, LLC
- 115 UC Coatings LLC
- 116 United Gilsonite Laboratories (UGL)



Registered Manufacturers

Washington Paint Stewardship Program as of 1/5/2026

- 117 UP Paint
- 118 Van Sickle Paint Mfg.
- 119 Van Votz USA, LLC
- 120 Vasari Lime Plaster and Paint
- 121 Vasari Plaster and Stucco, LLC
- 122 Visions Paint Recycling
- 123 Visions Recycling Inc.
- 124 Waterlox Coatings Corporation
- 125 Wood Iron Wood Finishes, Inc.
- 126 Wood Kote Products Inc.
- 127 Woodborn USA LLC